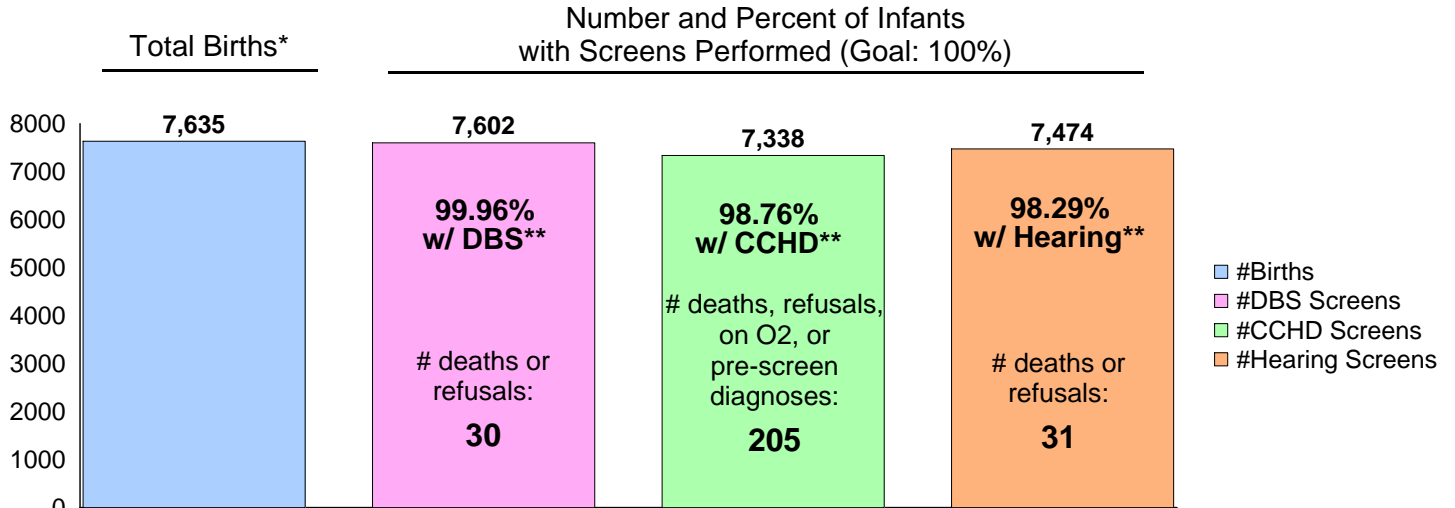


Tennessee Newborn Screening Program Report for STATE OF TENNESSEE (Hospitals Only)

Tennessee State Law (TCA 68-5-401) **requires** that all infants born in the State of Tennessee receive screening for certain conditions using a dried blood spot (DBS) screen, for critical congenital heart disease (CCHD) using pulse oximetry and for congenital hearing loss via hearing screening. Contact us with any questions: 615-532-8462.

Screens Performed for Date of BIRTH Range: 9/1/2017 - 9/30/2017



*Total births include number of infants born in Tennessee hospitals. Screens could have been performed in a facility other than the birth hospital.

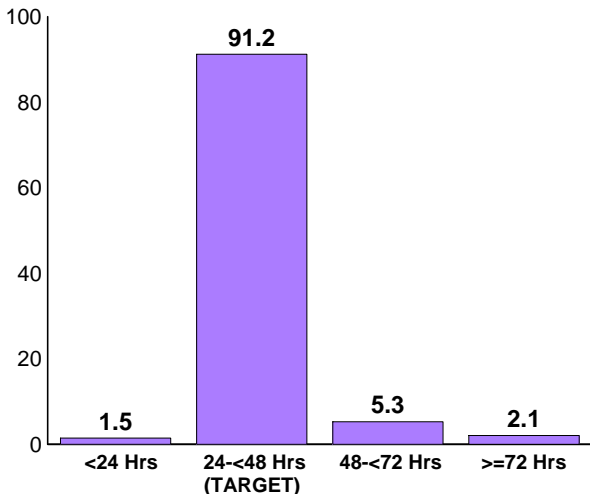
**Excludes births without a screen due to death within two days of birth, refusal, on O2, echoed, or pre-screen diagnosis.

Unsatisfactory Specimen Rate for Date of COLLECTION Range: 9/1/2017 - 9/30/2017

The unsatisfactory specimen rate of the DBS submitted for the State (hospitals only): 2.87% (Goal <1%)

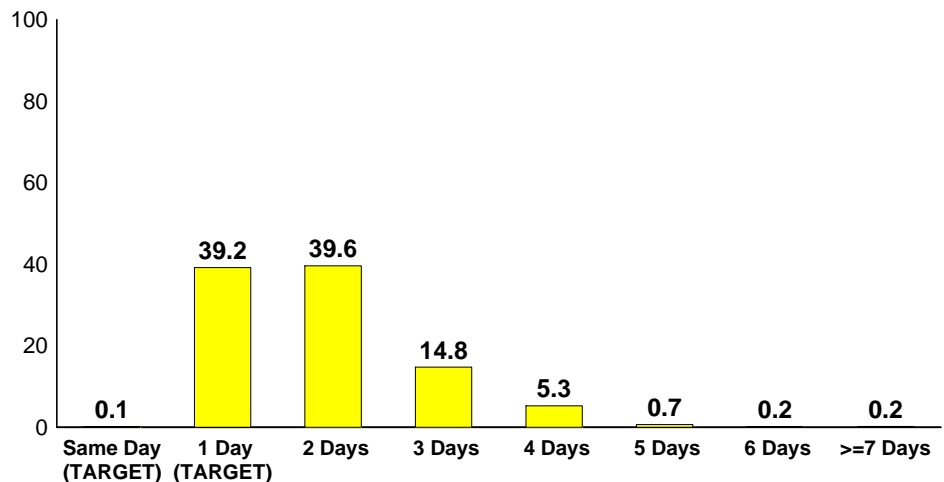
Age at Collection and Transit Time Rates for Date of COLLECTION Range: 9/1/2017 - 9/30/2017

Age at Initial DBS Collection (%)
Target: Collected between 24-48 hrs of age*



Transit Time from DBS Collection to the State Lab (%)
(Initial and Repeats)

Target: Arrive in lab <2 days from collection*



Age at collection and transit time data are for specimens collected by hospitals. For transit time: Same Day means specimen arrived the same day as collection, 1 Day means specimen arrived one day after collection, 2 Days means specimen arrived 2 days after collection etc.

Tennessee Department of Health Newborn Screening Program

Performance Data by Facility
9/1/2017 - 9/30/2017

Name of Birthing or Submitting Facility	Number of Births*	Critical Congenital Heart Disease (CCHD) Screen (Target 100%)*	CCHD Screen Excluding Deaths, Refusals, Echoed, On O2 and Pre-screen Diagnosis	Hearing Screen (Target 100%)*	Hearing Screen Excluding Deaths and Refusals	Dried Blood Spot (DBS) Screen (Target 100%)*	DBS Screen Excluding Deaths and Refusals	Number of DBS Specimens**	Unsatisfactory DBS Specimen (Target <1%)**	DBS Collected 24-48hrs of Age (Target 100%)+	DBS Transit Time <2 Days from Collection (Target 100%)++
All Tennessee Hospitals	7,635	96.1%	98.8%	97.9%	98.3%	99.6%	100.0%	8,185	2.87%	91.2%	39.3%
Athens Regional Medical Center	36	100.0%	100.0%	94.4%	94.4%	100.0%	100.0%	37	10.81%	94.4%	47.4%
Baby & Co Knoxville	3	100.0%	100.0%	100.0%	100.0%	100.0%	100.0%	3	0.00%	66.7%	66.7%
Baby & Co Nashville	23	95.7%	95.7%	100.0%	100.0%	100.0%	100.0%	23	0.00%	100.0%	82.6%
Baptist Mem Hosp-Union City	31	93.5%	96.7%	100.0%	100.0%	100.0%	100.0%	30	3.33%	90.0%	68.8%
Baptist Memorial Hosp Memphis	470	94.7%	97.4%	97.7%	97.7%	99.8%	100.0%	492	4.47%	97.7%	43.8%
Baptist Memorial Hospital-Tipton	35	91.4%	94.1%	100.0%	100.0%	100.0%	100.0%	34	20.59%	100.0%	70.6%
Blanchfield Army Community Hospital	155	98.1%	98.7%	98.1%	98.1%	100.0%	100.0%	171	8.77%	89.9%	13.3%
Blount Memorial Hospital	63	98.4%	100.0%	98.4%	98.4%	100.0%	100.0%	62	0.00%	98.4%	14.5%
Centennial Medical Center	321	96.3%	99.0%	96.9%	96.9%	99.7%	100.0%	396	2.02%	62.8%	65.2%
Cookeville Regional Medical	144	96.5%	98.6%	100.0%	100.0%	100.0%	100.0%	146	1.37%	95.3%	37.9%
Cumberland Medical Center	55	100.0%	100.0%	100.0%	100.0%	100.0%	100.0%	55	1.82%	100.0%	3.6%
Dyersburg Regional Medical Center	35	91.4%	94.1%	97.1%	100.0%	97.1%	100.0%	36	13.89%	91.4%	88.9%
East Tennessee Children's Hospital	--	--	--	--	--	--	--	102	0.98%	40.7%	43.8%
Erlanger East Women's Services	241	98.8%	100.0%	99.6%	99.6%	100.0%	100.0%	254	0.79%	89.7%	48.4%
Erlanger Medical Center	270	93.3%	99.6%	96.3%	97.7%	98.5%	100.0%	345	3.77%	92.4%	11.6%
Franklin Woods Community Hospital	108	99.1%	100.0%	100.0%	100.0%	100.0%	100.0%	104	2.88%	93.4%	25.9%
Ft Sanders Regional Med Ctr	231	96.1%	99.1%	98.7%	98.7%	100.0%	100.0%	203	0.00%	99.5%	10.8%
Hardin Co General Hospital	35	97.1%	97.1%	97.1%	97.1%	100.0%	100.0%	34	14.71%	93.1%	67.6%
Hendersonville Medical Center	111	100.0%	100.0%	99.1%	99.1%	100.0%	100.0%	121	2.48%	90.6%	72.8%
Henry County Medical Center	27	100.0%	100.0%	100.0%	100.0%	100.0%	100.0%	26	0.00%	96.2%	73.1%
Hillside Hospital	12	91.7%	91.7%	100.0%	100.0%	100.0%	100.0%	12	8.33%	100.0%	33.3%
Horizon Medical Center	48	95.8%	100.0%	95.8%	100.0%	95.8%	100.0%	45	4.44%	82.2%	65.2%
Indian Path Medical Center	53	100.0%	100.0%	100.0%	100.0%	100.0%	100.0%	53	1.89%	100.0%	35.8%
Infinity Birthing Center	1	100.0%	100.0%	--	--	100.0%	100.0%	1	0.00%	100.0%	0.0%
Jackson-Madison Co Gen Hosp	272	96.0%	98.1%	98.2%	98.5%	99.3%	100.0%	286	1.40%	89.3%	16.6%

*Reported by birthing facility based on date of BIRTH. Screens could have been performed in a facility other than the birth hospital.

**Reported by submitting facility based on date of COLLECTION of the specimen submitted. Excluded specimens collected < 24 hours of age.

+Reported by submitting facility based on date of COLLECTION of the 1st specimen submitted for an infant. Excluded records missing information on age at collection.

++Reported by submitting facility based on date of COLLECTION. Included initial specimen and repeats. Excluded records missing information on transit time.

-- No births reported. Vanderbilt NICU births were listed under Vanderbilt University Medical Center, Johnson City Medical Center NICU births were listed under Johnson City Medical Center. East Tennessee Children's Hospital and LeBonheur Children's Hospital are not birthing hospitals, therefore, no births were reported.

^ No specimens collected.

Tennessee Department of Health Newborn Screening Program

Performance Data by Facility
9/1/2017 - 9/30/2017

Name of Birthing or Submitting Facility	Number of Births*	Critical Congenital Heart Disease (CCHD) Screen (Target 100%)*	CCHD Screen Excluding Deaths, Refusals, Echoed, On O2 and Pre-screen Diagnosis	Hearing Screen (Target 100%)*	Hearing Screen Excluding Deaths and Refusals	Dried Blood Spot (DBS) Screen (Target 100%)*	DBS Screen Excluding Deaths and Refusals	Number of DBS Specimens**	Unsatisfactory DBS Specimen (Target <1%)**	DBS Collected 24-48hrs of Age (Target 100%)+	DBS Transit Time <2 Days from Collection (Target 100%)++
Jellico Community Hospital	18	100.0%	100.0%	100.0%	100.0%	100.0%	100.0%	17	5.88%	100.0%	64.7%
Johnson City Medical Center	104	96.2%	99.0%	96.2%	97.1%	99.0%	100.0%	90	0.00%	96.6%	11.1%
Johnson City Medical Center-NICU	--	--	--	--	--	--	--	35	5.71%	4.0%	0.0%
Laughlin Memorial Hospital	11	100.0%	100.0%	100.0%	100.0%	100.0%	100.0%	11	0.00%	100.0%	63.6%
LeBonheur Children's Hospital	--	--	--	--	--	--	--	38	7.89%	57.1%	2.4%
LeConte Medical Center	106	98.1%	99.0%	100.0%	100.0%	100.0%	100.0%	98	1.02%	93.8%	51.0%
Lincoln Medical Center	25	88.0%	100.0%	96.0%	96.0%	100.0%	100.0%	27	7.41%	87.0%	53.6%
Livingston Regional Hospital	27	100.0%	100.0%	100.0%	100.0%	100.0%	100.0%	28	3.57%	96.4%	44.8%
Maury Regional Hospital	131	97.7%	99.2%	99.2%	99.2%	100.0%	100.0%	134	2.24%	87.9%	59.1%
McKenzie Regional Hospital	29	89.7%	96.3%	96.6%	96.6%	100.0%	100.0%	25	12.00%	88.9%	51.9%
Methodist Healthcare-Germantown	432	98.6%	99.5%	97.0%	97.7%	99.3%	100.0%	461	0.87%	96.0%	17.5%
Methodist Hospital-South	49	95.9%	97.9%	98.0%	100.0%	98.0%	100.0%	47	4.26%	97.9%	27.1%
Methodist Med Ctr Oak Ridge	39	100.0%	100.0%	100.0%	100.0%	100.0%	100.0%	37	0.00%	89.7%	23.1%
Metro Nashville General Hosp	21	100.0%	100.0%	100.0%	100.0%	100.0%	100.0%	20	5.00%	80.0%	75.0%
Morristown-Hamblen Healthcare	77	94.8%	97.3%	98.7%	98.7%	100.0%	100.0%	66	0.00%	97.0%	76.1%
Newport Medical Center	12	91.7%	100.0%	91.7%	100.0%	91.7%	100.0%	10	10.00%	100.0%	10.0%
Northcrest Medical Center	43	100.0%	100.0%	100.0%	100.0%	100.0%	100.0%	43	4.65%	95.6%	28.9%
Other Non-Birthing Hospitals	3	100.0%	100.0%	100.0%	100.0%	100.0%	100.0%	^	^	^	^
Park Ridge East Hospital	183	97.3%	97.8%	95.6%	95.6%	100.0%	100.0%	197	0.51%	88.7%	25.9%
Parkwest Medical Center	141	100.0%	100.0%	99.3%	99.3%	100.0%	100.0%	139	0.72%	98.6%	69.8%
Regional Hospital Of Jackson	26	92.3%	96.0%	100.0%	100.0%	100.0%	100.0%	30	13.33%	93.3%	58.1%
Regional Med Ctr At Memphis	302	93.4%	98.3%	93.0%	93.7%	98.3%	99.3%	293	1.71%	90.7%	20.7%
Riverview Regional Medical Center	2	100.0%	100.0%	100.0%	100.0%	100.0%	100.0%	4	50.00%	100.0%	75.0%
Saint Thomas River Park Hospital	40	100.0%	100.0%	100.0%	100.0%	100.0%	100.0%	39	0.00%	90.5%	74.4%
Saint Thomas Rutherford Hospital	261	96.2%	98.0%	99.6%	99.6%	100.0%	100.0%	280	0.36%	91.8%	62.8%
Southern Tn Medical Center	64	92.2%	96.7%	96.9%	96.9%	98.4%	98.4%	58	1.72%	96.5%	24.1%
Southern Tn Regional Health - Lawrenceburg	35	97.1%	100.0%	94.3%	100.0%	94.3%	100.0%	36	13.89%	93.8%	13.5%

*Reported by birthing facility based on date of BIRTH. Screens could have been performed in a facility other than the birth hospital.

**Reported by submitting facility based on date of COLLECTION of the specimen submitted. Excluded specimens collected < 24 hours of age.

+Reported by submitting facility based on date of COLLECTION of the 1st specimen submitted for an infant. Excluded records missing information on age at collection.

++Reported by submitting facility based on date of COLLECTION. Included initial specimen and repeats. Excluded records missing information on transit time.

-- No births reported. Vanderbilt NICU births were listed under Vanderbilt University Medical Center, Johnson City Medical Center NICU births were listed under Johnson City Medical Center. East Tennessee Children's Hospital and LeBonheur Children's Hospital are not birthing hospitals, therefore, no births were reported.

^ No specimens collected.

Tennessee Department of Health Newborn Screening Program

Performance Data by Facility
9/1/2017 - 9/30/2017

Name of Birthing or Submitting Facility	Number of Births*	Critical Congenital Heart Disease (CCHD) Screen (Target 100%)*	CCHD Screen Excluding Deaths, Refusals, Echoed, On O2 and Pre-screen Diagnosis	Hearing Screen (Target 100%)*	Hearing Screen Excluding Deaths and Refusals	Dried Blood Spot (DBS) Screen (Target 100%)*	DBS Screen Excluding Deaths and Refusals	Number of DBS Specimens**	Unsatisfactory DBS Specimen (Target <1%)**	DBS Collected 24-48hrs of Age (Target 100%)+	DBS Transit Time <2 Days from Collection (Target 100%)++
St Francis Hospital	115	96.5%	99.1%	100.0%	100.0%	100.0%	100.0%	113	2.65%	97.4%	45.2%
St Francis Hospital - Bartlett	28	100.0%	100.0%	100.0%	100.0%	100.0%	100.0%	30	0.00%	80.6%	45.2%
St. Thomas Midtown	562	98.2%	99.3%	97.7%	98.0%	99.6%	100.0%	589	3.23%	94.1%	69.5%
Stonecrest Medical Center	99	99.0%	99.0%	98.0%	98.0%	100.0%	100.0%	108	2.78%	91.1%	41.4%
Summit Medical Center	107	98.1%	99.1%	100.0%	100.0%	100.0%	100.0%	114	2.63%	86.0%	50.0%
Sumner Regional Medical Center	66	97.0%	97.0%	100.0%	100.0%	100.0%	100.0%	65	0.00%	93.9%	30.3%
Sweetwater Hospital Assoc	19	94.7%	94.7%	100.0%	100.0%	100.0%	100.0%	21	0.00%	100.0%	71.4%
Takoma Regional Hospital	35	100.0%	100.0%	100.0%	100.0%	100.0%	100.0%	31	3.23%	100.0%	29.0%
Tennova Healthcare Harton-Tullahoma	53	92.5%	98.0%	100.0%	100.0%	100.0%	100.0%	55	5.45%	92.5%	17.9%
Tennova Healthcare-Clarksville	195	94.4%	98.4%	97.4%	99.0%	99.0%	100.0%	193	7.25%	94.9%	38.9%
Tennova Healthcare-Cleveland	89	97.8%	98.9%	98.9%	98.9%	100.0%	100.0%	92	2.17%	92.2%	58.7%
Tennova Healthcare-Lebanon	52	90.4%	90.4%	100.0%	100.0%	100.0%	100.0%	55	5.45%	96.4%	46.4%
Tennova Physicians Regional Medical Center	149	98.7%	99.3%	98.7%	98.7%	100.0%	100.0%	158	7.59%	98.1%	21.3%
Tennova Turkey Creek Medical Center	51	100.0%	100.0%	100.0%	100.0%	100.0%	100.0%	53	7.55%	100.0%	13.2%
Tennova-Volunteer Martin	26	96.2%	96.2%	100.0%	100.0%	100.0%	100.0%	25	0.00%	100.0%	72.0%
Ut Medical Center	265	92.8%	98.8%	97.7%	98.1%	99.6%	100.0%	293	3.75%	77.9%	0.0%
Vanderbilt University Hospital-NICU	--	--	--	--	--	--	--	152	1.32%	87.1%	59.6%
Vanderbilt University Medical Center	434	88.5%	98.7%	95.4%	96.7%	99.3%	100.0%	349	0.57%	99.7%	48.1%
Wellmont Bristol Regional Med	72	97.2%	98.6%	100.0%	100.0%	100.0%	100.0%	74	9.46%	75.7%	50.0%
Wellmont Holston Valley Hosp	84	91.7%	100.0%	98.8%	98.8%	100.0%	100.0%	88	0.00%	98.8%	34.1%
Williamson Medical Center	173	98.8%	100.0%	99.4%	100.0%	100.0%	100.0%	193	0.00%	95.1%	29.5%

*Reported by birthing facility based on date of BIRTH. Screens could have been performed in a facility other than the birth hospital.

**Reported by submitting facility based on date of COLLECTION of the specimen submitted. Excluded specimens collected < 24 hours of age.

+Reported by submitting facility based on date of COLLECTION of the 1st specimen submitted for an infant. Excluded records missing information on age at collection.

++Reported by submitting facility based on date of COLLECTION. Included initial specimen and repeats. Excluded records missing information on transit time.

-- No births reported. Vanderbilt NICU births were listed under Vanderbilt University Medical Center, Johnson City Medical Center NICU births were listed under Johnson City Medical Center. East Tennessee Children's Hospital and LeBonheur Children's Hospital are not birthing hospitals, therefore, no births were reported.

^ No specimens collected.