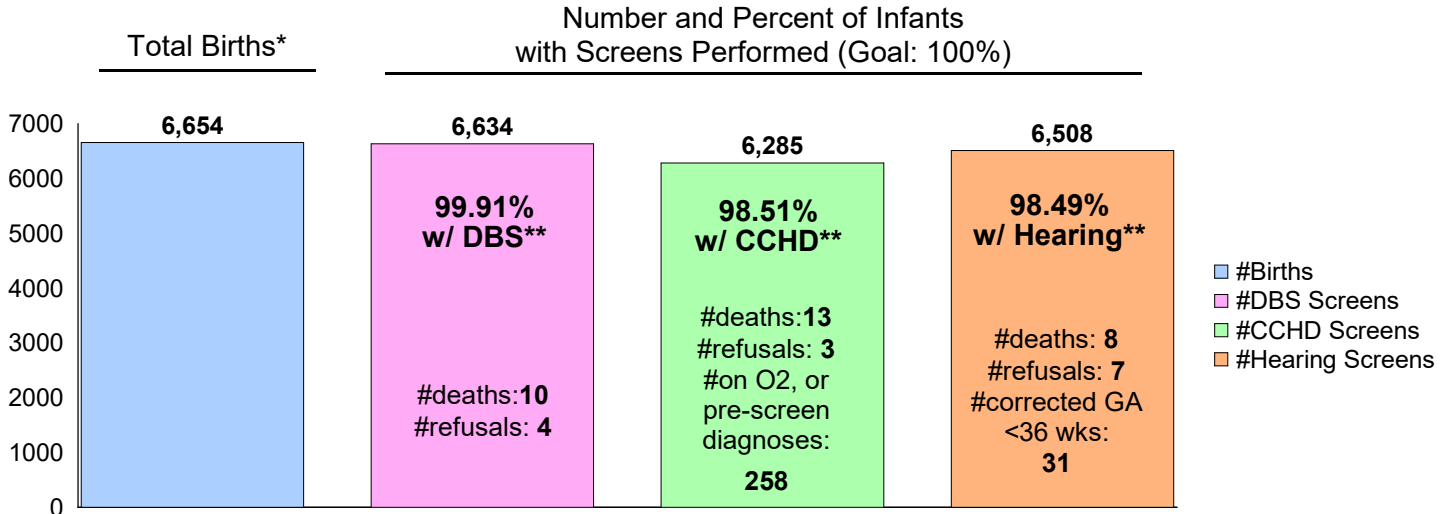


Tennessee Newborn Screening Program Report for STATE OF TENNESSEE (Hospitals Only)

Tennessee State Law (TCA 68-5-401) **requires** that all infants born in the State of Tennessee receive screening for certain conditions using a dried blood spot (DBS) screen, for critical congenital heart disease (CCHD) using pulse oximetry and for congenital hearing loss via hearing screening. Contact us with any questions: 615-532-8462.

Screens Performed for Date of BIRTH Range: 11/1/2019 - 11/30/2019



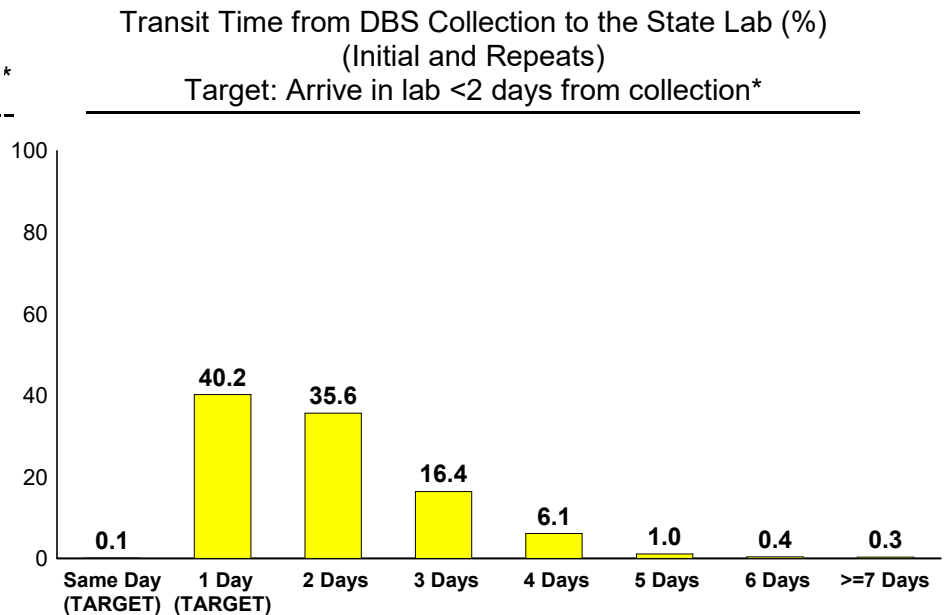
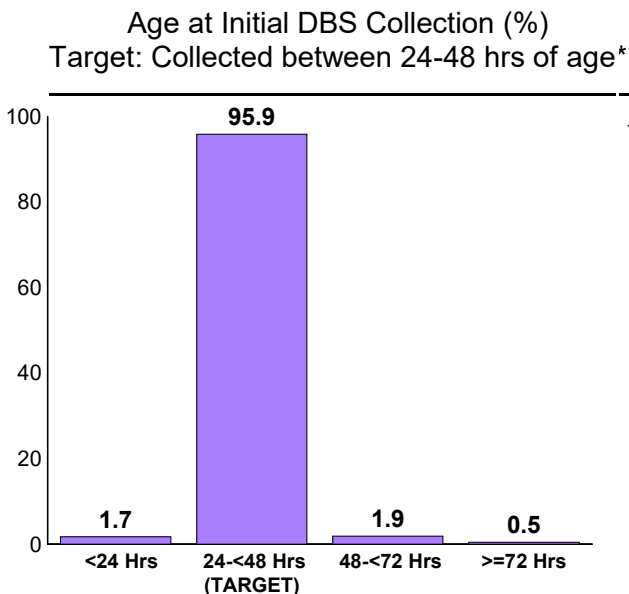
*Total births include number of infants born in Tennessee hospitals. Screens could have been performed in a facility other than the birth hospital.

**Excludes births without a screen due to death within two days of birth, refusal, on O2, echoed, or pre-screen diagnosis. Babies with corrected gestational age less than 36 weeks were also excluded for hearing screening.

Unsatisfactory Specimen Rate for Date of COLLECTION Range: 11/1/2019 - 11/30/2019

The unsatisfactory specimen rate of the DBS submitted for the State (hospitals only): 1.60% (Goal <1%)

Age at Collection and Transit Time Rates for Date of COLLECTION Range: 11/1/2019 - 11/30/2019



Age at collection and transit time data are for specimens collected by hospitals. For transit time: Same Day means specimen arrived the same day as collection, 1 Day means specimen arrived one day after collection, 2 Days means specimen arrived 2 days after collection etc.

Tennessee Department of Health Newborn Screening Program

Performance Data by Facility
11/1/2019 - 11/30/2019

Name of Birthing or Submitting Facility	Number of Births*	Critical Congenital Heart Disease (CCHD) Screen (Target 100%)*	CCHD Screen Excluding Deaths, Refusals, Echoed, On O2 and Pre-screen Diagnosis	Hearing Screen (Target 100%)*	Hearing Screen Excluding Deaths, Refusals and Corrected Gestational Age <36 wks	Dried Blood Spot (DBS) Screen (Target 100%)*	DBS Screen Excluding Deaths and Refusals	Number of DBS Specimens**	Unsatisfactory DBS Specimen (Target <1%)**	DBS Collected 24-48hrs of Age (Target 100%)+	DBS Transit Time <2 Days from Collection (Target 100%)++
All Tennessee Hospitals	6,654	94.5%	98.5%	97.8%	98.5%	99.7%	99.9%	7,077	1.60%	95.9%	40.2%
Athens Regional Medical Center	23	95.7%	95.7%	100.0%	100.0%	100.0%	100.0%	29	3.45%	96.0%	44.8%
Baby & Co Nashville	24	100.0%	100.0%	100.0%	100.0%	100.0%	100.0%	19	0.00%	100.0%	73.7%
Ballad Health Bristol Regional Medical Center	65	96.9%	98.4%	98.5%	98.5%	100.0%	100.0%	63	6.35%	98.4%	30.2%
Baptist Mem Hosp-Union City	44	84.1%	84.1%	88.6%	88.6%	97.7%	97.7%	38	5.26%	89.7%	55.0%
Baptist Memorial Hosp Memphis	491	93.1%	98.3%	97.1%	98.8%	99.6%	99.8%	502	0.60%	98.0%	21.8%
Baptist Memorial Hospital-Tipton	24	91.7%	100.0%	100.0%	100.0%	100.0%	100.0%	19	0.00%	79.2%	58.3%
Big South Fork Medical Center	2	50.0%	100.0%	50.0%	50.0%	100.0%	100.0%	^	^	--	^
Blanchfield Army Community Hospital	110	98.2%	99.1%	100.0%	100.0%	100.0%	100.0%	112	1.79%	97.3%	14.8%
Blount Memorial Hospital	34	97.1%	100.0%	100.0%	100.0%	100.0%	100.0%	35	0.00%	97.2%	41.7%
Cookeville Regional Medical	127	96.9%	99.2%	99.2%	99.2%	100.0%	100.0%	130	1.54%	98.4%	65.9%
Cumberland Medical Center	54	96.3%	100.0%	98.1%	100.0%	98.1%	100.0%	50	0.00%	92.3%	57.4%
East Tennessee Children's Hospital	--	--	--	--	--	--	--	101	0.00%	--	40.8%
Erlanger East Women's Services	214	99.1%	100.0%	100.0%	100.0%	100.0%	100.0%	215	0.47%	97.2%	41.4%
Erlanger Medical Center	218	92.7%	98.5%	96.3%	96.8%	100.0%	100.0%	275	1.09%	95.5%	39.9%
Franklin Woods Community Hospital	114	91.2%	99.0%	99.1%	100.0%	99.1%	100.0%	104	0.96%	91.9%	20.7%
Ft Sanders Regional Med Ctr	238	96.6%	99.6%	99.6%	99.6%	100.0%	100.0%	217	0.46%	100.0%	9.7%
Greeneville Community Hospital East	36	97.2%	100.0%	97.2%	97.2%	100.0%	100.0%	33	3.03%	100.0%	39.4%
Hardin Medical Center	21	100.0%	100.0%	100.0%	100.0%	100.0%	100.0%	22	0.00%	95.5%	26.1%
Hendersonville Medical Center	78	89.7%	97.2%	100.0%	100.0%	100.0%	100.0%	75	0.00%	96.1%	63.2%
Henry County Medical Center	52	92.3%	94.1%	94.2%	94.2%	94.2%	94.2%	52	0.00%	96.2%	23.1%
Indian Path Community Hospital	64	96.9%	100.0%	98.4%	100.0%	98.4%	100.0%	54	1.85%	91.4%	19.0%
Jackson-Madison Co Gen Hosp	266	94.0%	98.4%	97.0%	97.7%	99.6%	100.0%	279	1.08%	96.2%	14.4%
Johnson City Medical Center	98	86.7%	98.8%	93.9%	94.8%	99.0%	100.0%	78	0.00%	97.4%	2.5%
Johnson City Medical Center-NICU	--	--	--	--	--	--	--	78	5.13%	--	12.8%
LeBonheur Children's Hospital	1	--	--	100.0%	100.0%	100.0%	100.0%	29	0.00%	--	41.4%
LeConte Medical Center	63	98.4%	98.4%	100.0%	100.0%	100.0%	100.0%	57	1.75%	88.7%	38.1%

*Reported by birthing facility based on date of BIRTH. Screens could have been performed in a facility other than the birth hospital.

**Reported by submitting facility based on date of COLLECTION of the specimen submitted. Excluded specimens collected < 24 hours of age.

+Reported by submitting facility based on date of COLLECTION of the 1st specimen submitted for an infant. Excluded records missing information on age at collection.

++Reported by submitting facility based on date of COLLECTION. Included initial specimen and repeats. Excluded records missing information on transit time.

-- No births reported. Vanderbilt NICU births were listed under Vanderbilt University Medical Center, Johnson City Medical Center NICU births were listed under Johnson City Medical Center. East Tennessee Children's Hospital and LeBonheur Children's Hospital are not birthing hospitals, therefore, no births were reported.

^ No specimens collected.

Tennessee Department of Health Newborn Screening Program

Performance Data by Facility
11/1/2019 - 11/30/2019

Name of Birthing or Submitting Facility	Number of Births*	Critical Congenital Heart Disease (CCHD) Screen (Target 100%)*	CCHD Screen Excluding Deaths, Refusals, Echoed, On O2 and Pre-screen Diagnosis	Hearing Screen (Target 100%)*	Hearing Screen Excluding Deaths, Refusals and Corrected Gestational Age <36 wks	Dried Blood Spot (DBS) Screen (Target 100%)*	DBS Screen Excluding Deaths and Refusals	Number of DBS Specimens**	Unsatisfactory DBS Specimen (Target <1%)**	DBS Collected 24-48hrs of Age (Target 100%)+	DBS Transit Time <2 Days from Collection (Target 100%)++
Lincoln Medical Center	16	93.8%	93.8%	100.0%	100.0%	100.0%	100.0%	16	0.00%	93.8%	37.5%
Livingston Regional Hospital	21	95.2%	95.2%	90.5%	100.0%	95.2%	100.0%	19	15.79%	89.5%	71.4%
Maury Regional Hospital	110	99.1%	100.0%	100.0%	100.0%	100.0%	100.0%	118	0.00%	96.6%	73.7%
Methodist Healthcare-Germantown	341	96.5%	98.8%	97.9%	98.8%	100.0%	100.0%	364	1.65%	96.5%	10.4%
Methodist Hospital-South	45	95.6%	100.0%	97.8%	97.8%	97.8%	100.0%	39	0.00%	95.1%	7.3%
Methodist Med Ctr Oak Ridge	32	100.0%	100.0%	100.0%	100.0%	100.0%	100.0%	37	0.00%	94.6%	37.8%
Metro Nashville General Hosp	36	83.3%	90.9%	100.0%	100.0%	100.0%	100.0%	38	0.00%	97.2%	79.5%
Morristown-Hamblen Healthcare	72	100.0%	100.0%	100.0%	100.0%	100.0%	100.0%	67	4.48%	100.0%	67.2%
Northcrest Medical Center	52	96.2%	100.0%	100.0%	100.0%	100.0%	100.0%	49	0.00%	90.4%	42.3%
Other Non-Birthing Hospitals	3	100.0%	100.0%	100.0%	100.0%	100.0%	100.0%	^	^	--	^
Park Ridge East Hospital	139	95.7%	98.5%	98.6%	98.6%	100.0%	100.0%	149	0.00%	100.0%	23.5%
Parkwest Medical Center	133	100.0%	100.0%	95.5%	95.5%	100.0%	100.0%	129	0.00%	98.5%	42.7%
Regional Med Ctr At Memphis	263	89.4%	94.0%	93.2%	95.0%	100.0%	100.0%	278	2.16%	92.4%	20.1%
Riverview Regional Medical Center	3	100.0%	100.0%	100.0%	100.0%	100.0%	100.0%	3	0.00%	100.0%	100.0%
Southern Tennessee Regional Health - Lawrence	24	95.8%	100.0%	100.0%	100.0%	100.0%	100.0%	24	12.50%	100.0%	20.8%
Southern Tennessee Regional Health - Pulaski	16	87.5%	93.3%	93.8%	93.8%	100.0%	100.0%	13	0.00%	92.9%	26.7%
Southern Tennessee Regional Health - Winchest	48	95.8%	100.0%	91.7%	95.7%	95.8%	100.0%	52	3.85%	92.0%	21.2%
St Francis Hospital	124	96.8%	98.4%	100.0%	100.0%	100.0%	100.0%	126	0.79%	99.2%	37.0%
St Francis Hospital - Bartlett	36	100.0%	100.0%	100.0%	100.0%	100.0%	100.0%	35	5.71%	97.1%	30.6%
St. Thomas Midtown	519	95.6%	99.4%	98.7%	99.0%	100.0%	100.0%	540	2.41%	97.7%	73.6%
St. Thomas River Park Hospital	30	100.0%	100.0%	100.0%	100.0%	100.0%	100.0%	32	3.13%	96.7%	63.6%
St. Thomas Rutherford Hospital	277	88.8%	98.0%	96.8%	98.2%	99.6%	100.0%	293	1.71%	95.5%	69.6%
Stonecrest Medical Center	77	96.1%	100.0%	92.2%	93.4%	100.0%	100.0%	78	1.28%	94.0%	47.0%
Sumner Regional Medical Center	97	96.9%	98.9%	100.0%	100.0%	100.0%	100.0%	101	0.99%	100.0%	32.7%
Sweetwater Hospital Assoc	24	100.0%	100.0%	100.0%	100.0%	100.0%	100.0%	24	0.00%	100.0%	62.5%
Takoma Regional Hospital	--	--	--	--	--	--	--	1	0.00%	100.0%	100.0%
Tennova Healthcare Harton-Tullahoma	46	93.5%	100.0%	100.0%	100.0%	100.0%	100.0%	45	2.22%	91.7%	22.4%

*Reported by birthing facility based on date of BIRTH. Screens could have been performed in a facility other than the birth hospital.

**Reported by submitting facility based on date of COLLECTION of the specimen submitted. Excluded specimens collected < 24 hours of age.

+Reported by submitting facility based on date of COLLECTION of the 1st specimen submitted for an infant. Excluded records missing information on age at collection.

++Reported by submitting facility based on date of COLLECTION. Included initial specimen and repeats. Excluded records missing information on transit time.

-- No births reported. Vanderbilt NICU births were listed under Vanderbilt University Medical Center, Johnson City Medical Center NICU births were listed under Johnson City Medical Center. East Tennessee Children's Hospital and LeBonheur Children's Hospital are not birthing hospitals, therefore, no births were reported.

^ No specimens collected.

Tennessee Department of Health Newborn Screening Program

Performance Data by Facility
11/1/2019 - 11/30/2019

Name of Birthing or Submitting Facility	Number of Births*	Critical Congenital Heart Disease (CCHD) Screen (Target 100%)*	CCHD Screen Excluding Deaths, Refusals, Echoed, On O2 and Pre-screen Diagnosis	Hearing Screen (Target 100%)*	Hearing Screen Excluding Deaths, Refusals and Corrected Gestational Age <36 wks	Dried Blood Spot (DBS) Screen (Target 100%)*	DBS Screen Excluding Deaths and Refusals	Number of DBS Specimens**	Unsatisfactory DBS Specimen (Target <1%)**	DBS Collected 24-48hrs of Age (Target 100%)+	DBS Transit Time <2 Days from Collection (Target 100%)++
Tennova Healthcare Newport Medical Center	19	100.0%	100.0%	100.0%	100.0%	100.0%	100.0%	21	4.76%	100.0%	42.9%
Tennova Healthcare-Clarksville	183	95.1%	98.9%	97.8%	98.4%	98.9%	99.5%	181	0.55%	97.3%	21.1%
Tennova Healthcare-Cleveland	62	96.8%	98.4%	100.0%	100.0%	100.0%	100.0%	63	1.59%	90.8%	58.5%
The Farm Midwifery Center	1	100.0%	100.0%	100.0%	100.0%	100.0%	100.0%	1	0.00%	100.0%	0.0%
Tristar Centennial Medical Center	254	93.3%	97.9%	98.0%	98.8%	100.0%	100.0%	304	1.97%	97.4%	83.2%
Tristar Horizon Medical Center	38	97.4%	100.0%	100.0%	100.0%	100.0%	100.0%	36	13.89%	89.7%	23.1%
Tristar Summit Medical Center	89	96.6%	98.9%	97.8%	97.8%	100.0%	100.0%	99	0.00%	99.0%	52.5%
UT Medical Center	370	92.2%	98.0%	99.5%	99.5%	100.0%	100.0%	382	2.88%	96.3%	36.3%
Vanderbilt University Hospital-NICU	--	--	--	--	--	--	--	120	1.67%	--	60.8%
Vanderbilt University Medical Center	353	90.4%	98.2%	94.9%	97.4%	99.4%	100.0%	290	0.34%	99.0%	54.3%
Vanderbilt Wilson County Hospital	30	100.0%	100.0%	100.0%	100.0%	100.0%	100.0%	32	0.00%	100.0%	68.8%
Wellmont Holston Valley Medical Center	40	100.0%	100.0%	100.0%	100.0%	100.0%	100.0%	41	2.44%	100.0%	7.3%
West Tennessee Healthcare Dyersburg Hospital	35	100.0%	100.0%	100.0%	100.0%	100.0%	100.0%	36	16.67%	94.4%	59.5%
West Tennessee Healthcare Volunteer Hospital	5	100.0%	100.0%	100.0%	100.0%	100.0%	100.0%	5	0.00%	80.0%	40.0%
Williamson Medical Center	130	96.2%	100.0%	100.0%	100.0%	100.0%	100.0%	130	0.00%	96.9%	32.8%

*Reported by birthing facility based on date of BIRTH. Screens could have been performed in a facility other than the birth hospital.

**Reported by submitting facility based on date of COLLECTION of the specimen submitted. Excluded specimens collected < 24 hours of age.

+Reported by submitting facility based on date of COLLECTION of the 1st specimen submitted for an infant. Excluded records missing information on age at collection.

++Reported by submitting facility based on date of COLLECTION. Included initial specimen and repeats. Excluded records missing information on transit time.

-- No births reported. Vanderbilt NICU births were listed under Vanderbilt University Medical Center, Johnson City Medical Center NICU births were listed under Johnson City Medical Center. East Tennessee Children's Hospital and LeBonheur Children's Hospital are not birthing hospitals, therefore, no births were reported.

^ No specimens collected.