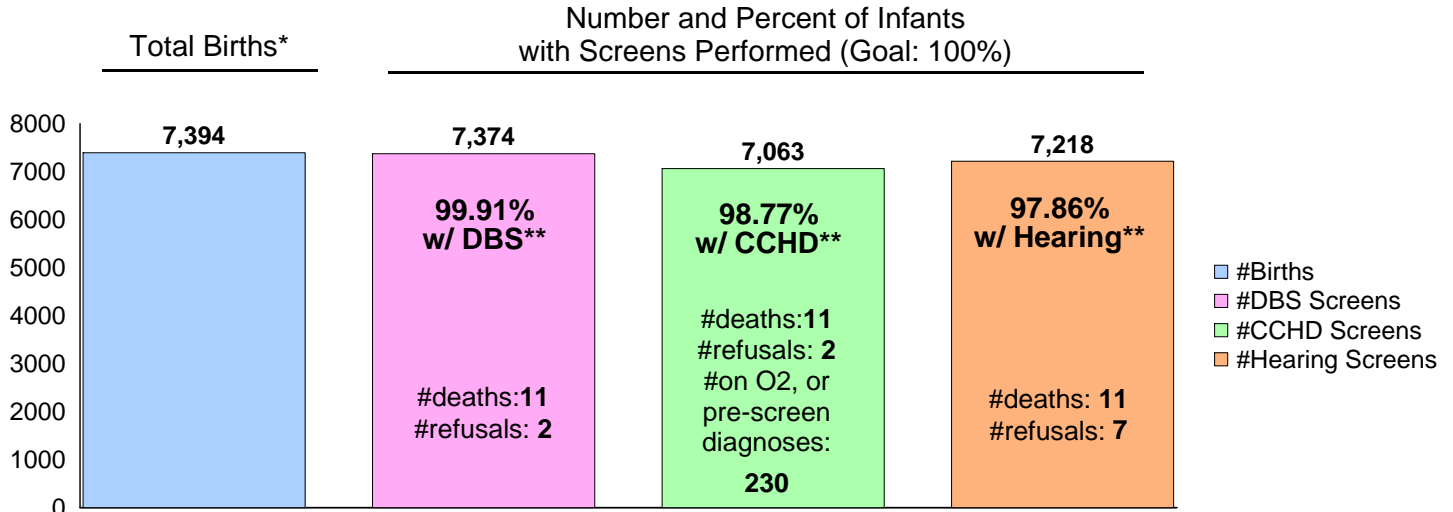


Tennessee Newborn Screening Program Report for STATE OF TENNESSEE (Hospitals Only)

Tennessee State Law (TCA 68-5-401) **requires** that all infants born in the State of Tennessee receive screening for certain conditions using a dried blood spot (DBS) screen, for critical congenital heart disease (CCHD) using pulse oximetry and for congenital hearing loss via hearing screening. Contact us with any questions: 615-532-8462.

Screens Performed for Date of BIRTH Range: 7/1/2018 - 7/31/2018



*Total births include number of infants born in Tennessee hospitals. Screens could have been performed in a facility other than the birth hospital.

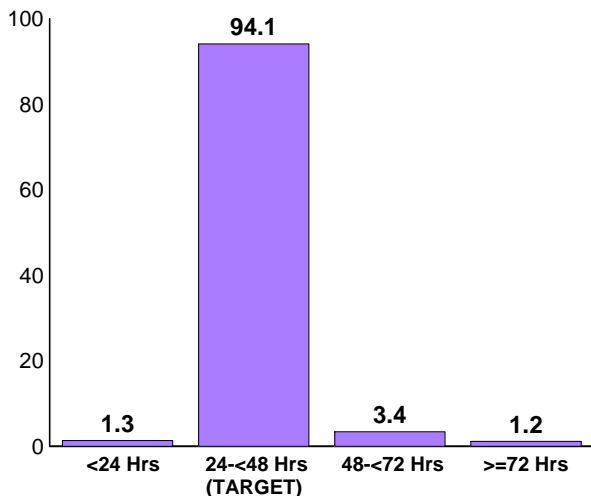
**Excludes births without a screen due to death within two days of birth, refusal, on O2, echoed, or pre-screen diagnosis.

Unsatisfactory Specimen Rate for Date of COLLECTION Range: 7/1/2018 - 7/31/2018

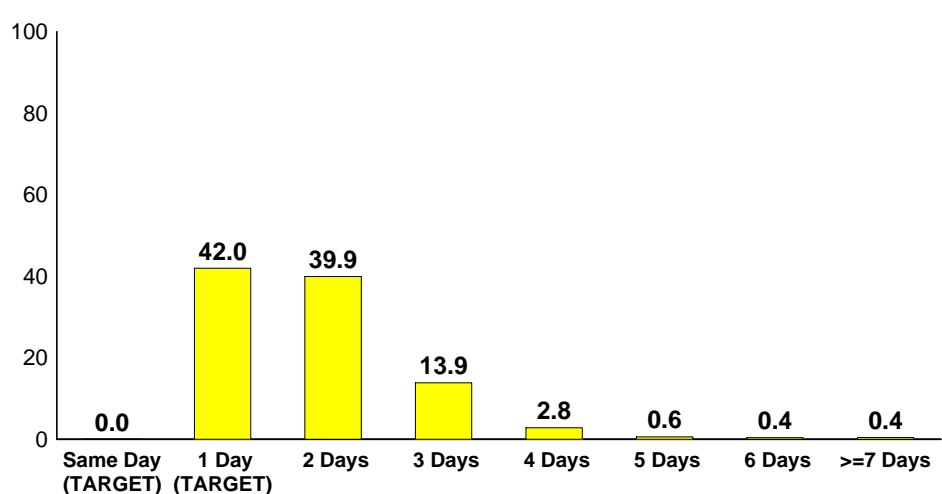
The unsatisfactory specimen rate of the DBS submitted for the State (hospitals only): 2.21% (Goal <1%)

Age at Collection and Transit Time Rates for Date of COLLECTION Range: 7/1/2018 - 7/31/2018

Age at Initial DBS Collection (%)
Target: Collected between 24-48 hrs of age*



Transit Time from DBS Collection to the State Lab (%)
(Initial and Repeats)
Target: Arrive in lab <2 days from collection*



Age at collection and transit time data are for specimens collected by hospitals. For transit time: Same Day means specimen arrived the same day as collection, 1 Day means specimen arrived one day after collection, 2 Days means specimen arrived 2 days after collection etc.

Tennessee Department of Health Newborn Screening Program

Performance Data by Facility
7/1/2018 - 7/31/2018

Name of Birthing or Submitting Facility	Number of Births*	Critical Congenital Heart Disease (CCHD) Screen (Target 100%)*	CCHD Screen Excluding Deaths, Refusals, Echoed, On O2 and Pre-screen Diagnosis	Hearing Screen (Target 100%)*	Hearing Screen Excluding Deaths and Refusals	Dried Blood Spot (DBS) Screen (Target 100%)*	DBS Screen Excluding Deaths and Refusals	Number of DBS Specimens**	Unsatisfactory DBS Specimen (Target <1%)**	DBS Collected 24-48hrs of Age (Target 100%)+	DBS Transit Time <2 Days from Collection (Target 100%)++
All Tennessee Hospitals	7,394	95.5%	98.8%	97.6%	97.9%	99.7%	99.9%	7,856	2.21%	94.1%	42.0%
Athens Regional Medical Center	32	100.0%	100.0%	100.0%	100.0%	100.0%	100.0%	34	8.82%	90.3%	67.6%
Baby & Co Nashville	28	100.0%	100.0%	96.4%	96.4%	100.0%	100.0%	24	0.00%	100.0%	91.7%
Baptist Mem Hosp-Union City	21	81.0%	81.0%	100.0%	100.0%	100.0%	100.0%	24	4.17%	100.0%	66.7%
Baptist Memorial Hosp Memphis	543	95.9%	98.5%	97.1%	97.1%	100.0%	100.0%	556	2.16%	96.8%	32.7%
Baptist Memorial Hospital-Tipton	37	89.2%	94.3%	97.3%	97.3%	100.0%	100.0%	37	2.70%	97.1%	65.8%
Blanchfield Army Community Hospital	147	96.6%	99.3%	98.0%	98.0%	100.0%	100.0%	143	2.80%	92.4%	26.3%
Blount Memorial Hospital	58	96.6%	98.2%	98.3%	98.3%	98.3%	98.3%	58	3.45%	98.2%	22.4%
Centennial Medical Center	280	90.4%	97.3%	95.7%	96.1%	99.3%	99.6%	300	2.33%	94.9%	65.1%
Cookeville Regional Medical	129	96.9%	98.4%	100.0%	100.0%	100.0%	100.0%	120	0.00%	96.7%	41.1%
Cumberland Medical Center	63	100.0%	100.0%	100.0%	100.0%	100.0%	100.0%	58	0.00%	91.7%	49.2%
East Tennessee Children's Hospital	--	--	--	--	--	--	--	93	1.08%	48.8%	30.5%
Erlanger East Women's Services	227	98.2%	99.6%	100.0%	100.0%	100.0%	100.0%	249	2.41%	92.5%	48.2%
Erlanger Medical Center	240	89.2%	99.5%	92.9%	92.9%	99.6%	99.6%	298	4.36%	81.3%	15.4%
Franklin Woods Community Hospital	114	100.0%	100.0%	100.0%	100.0%	100.0%	100.0%	110	4.55%	97.2%	34.8%
Ft Sanders Regional Med Ctr	246	96.7%	97.9%	96.3%	96.7%	99.6%	100.0%	220	0.91%	100.0%	14.5%
Hardin Co General Hospital	17	100.0%	100.0%	100.0%	100.0%	100.0%	100.0%	18	11.11%	88.2%	50.0%
Hendersonville Medical Center	124	94.4%	96.7%	99.2%	99.2%	100.0%	100.0%	129	2.33%	96.7%	74.4%
Henry County Medical Center	36	97.2%	100.0%	100.0%	100.0%	100.0%	100.0%	36	2.78%	88.6%	43.2%
Hillside Hospital	11	100.0%	100.0%	100.0%	100.0%	100.0%	100.0%	9	11.11%	88.9%	45.5%
Horizon Medical Center	38	94.7%	100.0%	97.4%	100.0%	97.4%	100.0%	36	0.00%	88.6%	38.9%
Indian Path Medical Center	73	97.3%	98.6%	100.0%	100.0%	100.0%	100.0%	71	2.82%	97.1%	15.5%
Jackson-Madison Co Gen Hosp	264	92.0%	95.7%	97.7%	97.7%	100.0%	100.0%	281	0.71%	98.1%	18.0%
Jellico Community Hospital	8	87.5%	87.5%	100.0%	100.0%	100.0%	100.0%	7	0.00%	100.0%	71.4%
Johnson City Medical Center	106	96.2%	100.0%	99.1%	99.1%	100.0%	100.0%	94	1.06%	95.6%	4.2%
Johnson City Medical Center-NICU	--	--	--	--	--	--	--	37	2.70%	15.4%	8.1%
Laughlin Memorial Hospital	16	100.0%	100.0%	100.0%	100.0%	100.0%	100.0%	16	12.50%	93.8%	41.2%
LeBonheur Children's Hospital	7	28.6%	100.0%	71.4%	71.4%	100.0%	100.0%	43	2.33%	47.4%	25.5%

*Reported by birthing facility based on date of BIRTH. Screens could have been performed in a facility other than the birth hospital.

**Reported by submitting facility based on date of COLLECTION of the specimen submitted. Excluded specimens collected < 24 hours of age.

+Reported by submitting facility based on date of COLLECTION of the 1st specimen submitted for an infant. Excluded records missing information on age at collection.

++Reported by submitting facility based on date of COLLECTION. Included initial specimen and repeats. Excluded records missing information on transit time.

-- No births reported. Vanderbilt NICU births were listed under Vanderbilt University Medical Center, Johnson City Medical Center NICU births were listed under Johnson City Medical Center. East Tennessee Children's Hospital and LeBonheur Children's Hospital are not birthing hospitals, therefore, no births were reported.

^ No specimens collected.

Tennessee Department of Health Newborn Screening Program

Performance Data by Facility
7/1/2018 - 7/31/2018

Name of Birthing or Submitting Facility	Number of Births*	Critical Congenital Heart Disease (CCHD) Screen (Target 100%)*	CCHD Screen Excluding Deaths, Refusals, Echoed, On O2 and Pre-screen Diagnosis	Hearing Screen (Target 100%)*	Hearing Screen Excluding Deaths and Refusals	Dried Blood Spot (DBS) Screen (Target 100%)*	DBS Screen Excluding Deaths and Refusals	Number of DBS Specimens**	Unsatisfactory DBS Specimen (Target <1%)**	DBS Collected 24-48hrs of Age (Target 100%)+	DBS Transit Time <2 Days from Collection (Target 100%)++
LeConte Medical Center	97	99.0%	100.0%	100.0%	100.0%	100.0%	100.0%	99	2.02%	91.3%	65.0%
Lincoln Medical Center	22	90.9%	100.0%	100.0%	100.0%	100.0%	100.0%	21	0.00%	100.0%	42.9%
Livingston Regional Hospital	29	96.6%	100.0%	96.6%	100.0%	96.6%	100.0%	29	3.45%	92.9%	56.7%
Maury Regional Hospital	105	94.3%	98.0%	99.0%	99.0%	100.0%	100.0%	99	2.02%	87.6%	65.3%
McKenzie Regional Hospital	28	100.0%	100.0%	92.9%	96.3%	100.0%	100.0%	26	0.00%	100.0%	59.3%
Methodist Healthcare-Germantown	363	97.0%	100.0%	99.2%	99.4%	99.7%	100.0%	374	0.27%	95.6%	19.7%
Methodist Hospital-South	53	96.2%	98.1%	98.1%	98.1%	100.0%	100.0%	53	1.89%	94.2%	18.5%
Methodist Med Ctr Oak Ridge	33	100.0%	100.0%	100.0%	100.0%	100.0%	100.0%	32	0.00%	79.3%	22.9%
Metro Nashville General Hosp	24	100.0%	100.0%	91.7%	91.7%	100.0%	100.0%	26	3.85%	65.4%	92.6%
Morristown-Hamblen Healthcare	82	98.8%	98.8%	97.6%	97.6%	100.0%	100.0%	77	0.00%	100.0%	66.2%
Newport Medical Center	13	100.0%	100.0%	92.3%	92.3%	100.0%	100.0%	14	0.00%	100.0%	50.0%
Northcrest Medical Center	51	88.2%	100.0%	98.0%	98.0%	100.0%	100.0%	51	0.00%	100.0%	37.3%
Other Non-Birthing Hospitals	3	100.0%	100.0%	100.0%	100.0%	100.0%	100.0%	^	^	^	^
Park Ridge East Hospital	184	97.3%	99.4%	97.8%	97.8%	100.0%	100.0%	194	1.03%	90.0%	16.5%
Parkwest Medical Center	154	99.4%	100.0%	100.0%	100.0%	100.0%	100.0%	142	0.70%	95.8%	69.4%
Regional Med Ctr At Memphis	267	94.0%	98.8%	94.8%	95.5%	99.3%	100.0%	292	1.37%	90.9%	15.3%
Riverview Regional Medical Center	6	100.0%	100.0%	100.0%	100.0%	100.0%	100.0%	5	0.00%	100.0%	80.0%
Roane Medical Center	1	100.0%	100.0%	100.0%	100.0%	100.0%	100.0%	^	^	^	^
Saint Thomas River Park Hospital	31	100.0%	100.0%	90.3%	90.3%	100.0%	100.0%	31	0.00%	100.0%	74.2%
Saint Thomas Rutherford Hospital	292	98.6%	99.7%	99.7%	99.7%	100.0%	100.0%	309	0.00%	96.6%	70.2%
Southern Tn Medical Center	53	98.1%	100.0%	98.1%	98.1%	100.0%	100.0%	44	2.27%	93.3%	33.3%
Southern Tn Regional Health - Lawrenceburg	43	95.3%	100.0%	93.0%	97.6%	97.7%	100.0%	46	13.04%	92.5%	23.4%
St Francis Hospital	128	97.7%	100.0%	98.4%	98.4%	99.2%	99.2%	125	0.80%	95.0%	33.3%
St Francis Hospital - Bartlett	30	100.0%	100.0%	100.0%	100.0%	100.0%	100.0%	29	3.45%	96.3%	41.4%
St. Thomas Midtown	591	98.0%	99.7%	95.9%	96.3%	99.8%	100.0%	626	3.51%	99.0%	73.2%
Stonecrest Medical Center	86	98.8%	100.0%	97.7%	97.7%	100.0%	100.0%	88	3.41%	97.6%	30.3%
Summit Medical Center	100	96.0%	99.0%	98.0%	98.0%	100.0%	100.0%	101	1.98%	99.0%	69.6%
Sumner Regional Medical Center	80	98.8%	98.8%	100.0%	100.0%	100.0%	100.0%	77	0.00%	100.0%	46.8%

*Reported by birthing facility based on date of BIRTH. Screens could have been performed in a facility other than the birth hospital.

**Reported by submitting facility based on date of COLLECTION of the specimen submitted. Excluded specimens collected < 24 hours of age.

+Reported by submitting facility based on date of COLLECTION of the 1st specimen submitted for an infant. Excluded records missing information on age at collection.

++Reported by submitting facility based on date of COLLECTION. Included initial specimen and repeats. Excluded records missing information on transit time.

-- No births reported. Vanderbilt NICU births were listed under Vanderbilt University Medical Center, Johnson City Medical Center NICU births were listed under Johnson City Medical Center. East Tennessee Children's Hospital and LeBonheur Children's Hospital are not birthing hospitals, therefore, no births were reported.

^ No specimens collected.

Tennessee Department of Health Newborn Screening Program

Performance Data by Facility
7/1/2018 - 7/31/2018

Name of Birthing or Submitting Facility	Number of Births*	Critical Congenital Heart Disease (CCHD) Screen (Target 100%)*	CCHD Screen Excluding Deaths, Refusals, Echoed, On O2 and Pre-screen Diagnosis	Hearing Screen (Target 100%)*	Hearing Screen Excluding Deaths and Refusals	Dried Blood Spot (DBS) Screen (Target 100%)*	DBS Screen Excluding Deaths and Refusals	Number of DBS Specimens**	Unsatisfactory DBS Specimen (Target <1%)**	DBS Collected 24-48hrs of Age (Target 100%)+	DBS Transit Time <2 Days from Collection (Target 100%)++
Sweetwater Hospital Assoc	17	94.1%	94.1%	100.0%	100.0%	100.0%	100.0%	17	0.00%	100.0%	47.1%
Takoma Regional Hospital	42	97.6%	100.0%	97.6%	100.0%	97.6%	100.0%	42	4.76%	100.0%	35.7%
Tennova Healthcare Harton-Tullahoma	37	100.0%	100.0%	100.0%	100.0%	100.0%	100.0%	32	0.00%	93.8%	36.4%
Tennova Healthcare-Clarksville	189	93.1%	97.2%	98.4%	98.9%	100.0%	100.0%	194	3.61%	96.8%	30.5%
Tennova Healthcare-Cleveland	94	97.9%	100.0%	97.9%	97.9%	100.0%	100.0%	93	1.08%	87.0%	72.3%
Tennova Healthcare-Lebanon	45	91.1%	93.2%	93.3%	95.5%	100.0%	100.0%	42	0.00%	95.5%	61.4%
Tennova Physicians Regional Medical Center	153	100.0%	100.0%	100.0%	100.0%	100.0%	100.0%	161	1.24%	98.7%	10.4%
Tennova-Volunteer Martin	--	--	--	--	--	--	--	33	0.00%	100.0%	57.6%
The Farm Midwifery Center	3	100.0%	100.0%	66.7%	100.0%	100.0%	100.0%	2	0.00%	50.0%	0.0%
Ut Medical Center	286	92.0%	99.6%	97.6%	97.9%	99.7%	100.0%	304	5.92%	84.3%	43.0%
Vanderbilt University Hospital-NICU	--	--	--	--	--	--	--	138	0.72%	93.1%	70.1%
Vanderbilt University Medical Center	374	88.5%	97.6%	97.1%	97.3%	99.5%	100.0%	307	1.30%	98.7%	51.8%
Wellmont Bristol Regional Med	85	94.1%	95.2%	94.1%	94.1%	96.5%	96.5%	82	8.54%	95.1%	40.7%
Wellmont Holston Valley Hosp	81	90.1%	96.1%	98.8%	98.8%	100.0%	100.0%	88	1.14%	97.6%	23.6%
West Tennessee Healthcare Dyersburg Hospital	5	80.0%	80.0%	80.0%	80.0%	100.0%	100.0%	43	13.95%	85.7%	69.6%
West Tn Healthcare North Hospital	22	100.0%	100.0%	100.0%	100.0%	100.0%	100.0%	21	4.76%	95.5%	68.2%
Williamson Medical Center	147	99.3%	100.0%	100.0%	100.0%	100.0%	100.0%	144	0.00%	99.3%	36.8%

*Reported by birthing facility based on date of BIRTH. Screens could have been performed in a facility other than the birth hospital.

**Reported by submitting facility based on date of COLLECTION of the specimen submitted. Excluded specimens collected < 24 hours of age.

+Reported by submitting facility based on date of COLLECTION of the 1st specimen submitted for an infant. Excluded records missing information on age at collection.

++Reported by submitting facility based on date of COLLECTION. Included initial specimen and repeats. Excluded records missing information on transit time.

-- No births reported. Vanderbilt NICU births were listed under Vanderbilt University Medical Center, Johnson City Medical Center NICU births were listed under Johnson City Medical Center. East Tennessee Children's Hospital and LeBonheur Children's Hospital are not birthing hospitals, therefore, no births were reported.

^ No specimens collected.