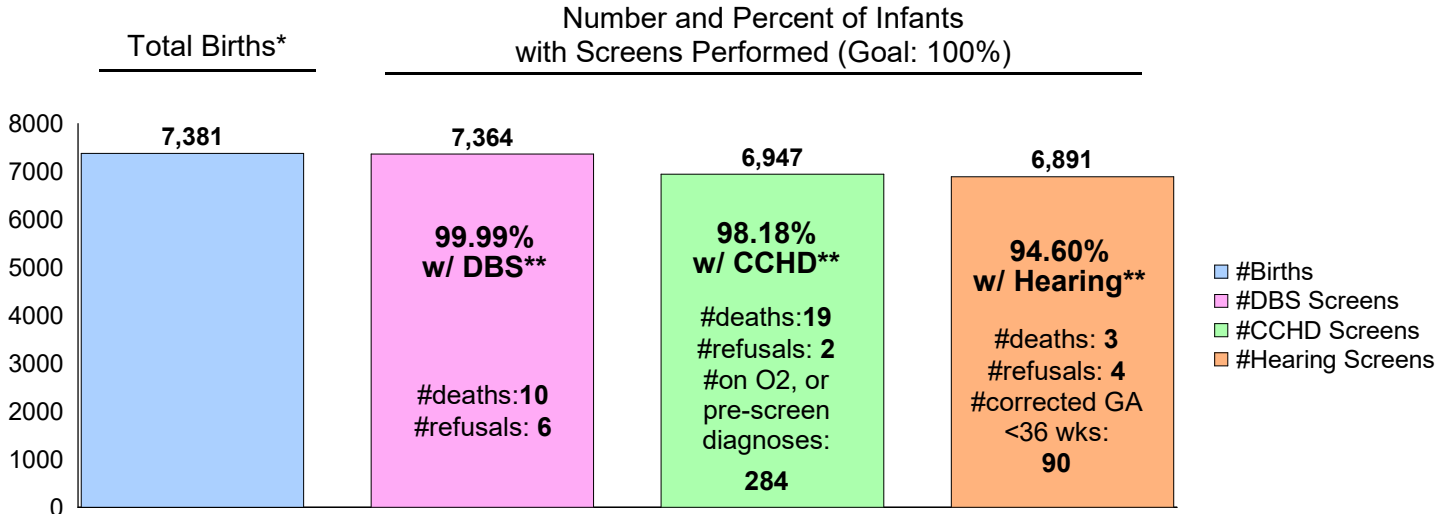


# Tennessee Newborn Screening Program Report for STATE OF TENNESSEE (Hospitals Only)

Tennessee State Law (TCA 68-5-401) **requires** that all infants born in the State of Tennessee receive screening for certain conditions using a dried blood spot (DBS) screen, for critical congenital heart disease (CCHD) using pulse oximetry and for congenital hearing loss via hearing screening. Contact us with any questions: 615-532-8462.

## Screens Performed for Date of BIRTH Range: 7/1/2020 - 7/31/2020



\*Total births include number of infants born in Tennessee hospitals. Screens could have been performed in a facility other than the birth hospital.

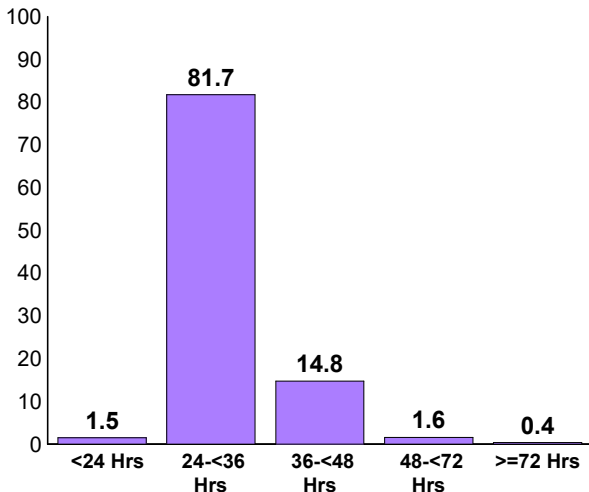
\*\*Excludes births without a screen due to death within two days of birth, refusal, on O2, echoed, or pre-screen diagnosis. Babies with corrected gestational age less than 36 weeks were also excluded for hearing screening.

## Unsatisfactory Specimen Rate for Date of COLLECTION Range: 7/1/2020 - 7/31/2020

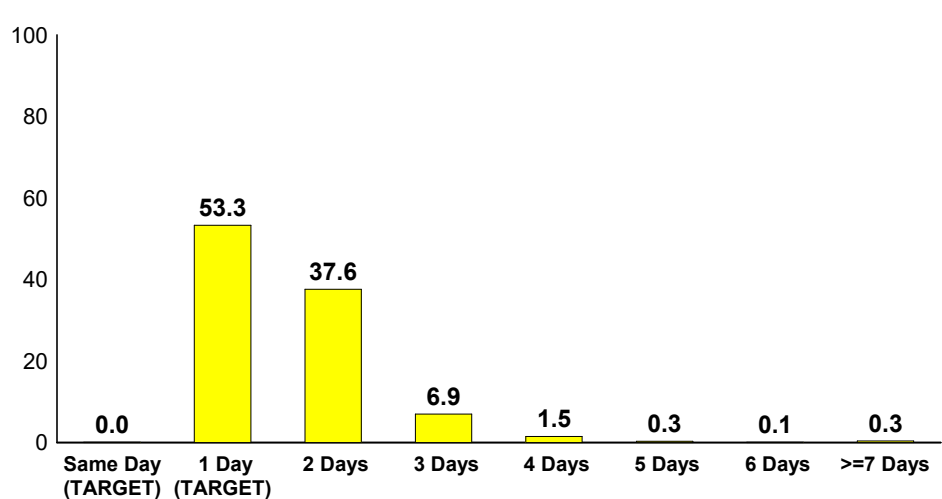
The unsatisfactory specimen rate of the DBS submitted for the State (hospitals only): 1.93% (Goal <1%)

## Age at Collection and Transit Time Rates for Date of COLLECTION Range: 7/1/2020 - 7/31/2020

Age at Initial DBS Collection (%)  
Target: Collected between 24-36 hrs of age\*



Transit Time from DBS Collection to the State Lab (%)  
(Initial and Repeats)  
Target: Arrive in lab <2 days from collection\*



Age at collection and transit time data are for specimens collected by hospitals. For transit time: Same Day means specimen arrived the same day as collection, 1 Day means specimen arrived one day after collection, 2 Days means specimen arrived 2 days after collection etc.

# Tennessee Department of Health Newborn Screening Program

Performance Data by Facility  
7/1/2020 - 7/31/2020

Name of Birthing or Submitting Facility	Number of Births*	Critical Congenital Heart Disease (CCHD) Screen (Target 100%)*	CCHD Screen Excluding Deaths, Refusals, Echoed, On O2 and Pre-screen Diagnosis	Hearing Screen (Target 100%)*	Hearing Screen Excluding Deaths, Refusals and Corrected Gestational Age <36 wks	Dried Blood Spot (DBS) Screen (Target 100%)*	DBS Screen Excluding Deaths and Refusals	Number of DBS Specimens**	Unsatisfactory DBS Specimen (Target <1%)**	DBS Collected 24-36 hrs of Age (Target 100%)+	DBS Transit Time <2 Days from Collection (Target 100%)++
Athens Regional Medical Center	35	91.4%	97.0%	97.1%	100.0%	100.0%	100.0%	34	0.00%	2.9%	72.2%
Baby & Co Nashville	32	100.0%	100.0%	100.0%	100.0%	96.9%	100.0%	31	0.00%	48.4%	80.6%
Ballad Health Bristol Regional Medical Center	103	95.1%	99.0%	92.2%	92.2%	100.0%	100.0%	95	3.16%	94.1%	21.8%
Baptist Mem Hosp-Union City	48	95.8%	95.8%	95.8%	97.9%	100.0%	100.0%	46	6.52%	95.7%	59.6%
Baptist Memorial Hosp Memphis	491	94.9%	96.9%	91.2%	93.3%	100.0%	100.0%	499	1.20%	92.8%	40.9%
Baptist Memorial Hospital-Tipton	27	96.3%	96.3%	100.0%	100.0%	100.0%	100.0%	30	13.33%	96.8%	58.1%
Blanchfield Army Community Hospital	156	93.6%	96.7%	98.1%	98.7%	100.0%	100.0%	157	0.00%	98.1%	41.8%
Blount Memorial Hospital	71	100.0%	100.0%	97.2%	97.2%	100.0%	100.0%	69	1.45%	97.1%	52.9%
Cookeville Regional Medical	136	97.8%	100.0%	99.3%	99.3%	100.0%	100.0%	142	1.41%	99.3%	71.5%
Cumberland Medical Center	49	95.9%	97.9%	95.9%	95.9%	100.0%	100.0%	45	2.22%	89.8%	77.6%
East Tennessee Children's Hospital	--	--	--	--	--	--	--	96	3.13%	--	27.0%
Erlanger East Women's Services	256	98.0%	99.6%	94.1%	94.1%	100.0%	100.0%	248	0.40%	65.6%	65.7%
Erlanger Medical Center	183	90.2%	95.4%	91.8%	93.3%	99.5%	100.0%	205	2.93%	65.4%	57.3%
Franklin Woods Community Hospital	140	95.0%	97.1%	99.3%	99.3%	100.0%	100.0%	138	1.45%	98.5%	39.9%
Ft Sanders Regional Med Ctr	274	93.1%	94.8%	88.0%	89.6%	100.0%	100.0%	245	0.00%	99.6%	36.7%
Greeneville Community Hospital East	41	100.0%	100.0%	97.6%	97.6%	100.0%	100.0%	44	2.27%	100.0%	77.3%
Hardin Medical Center	32	93.8%	100.0%	100.0%	100.0%	100.0%	100.0%	30	0.00%	87.5%	25.0%
Hendersonville Medical Center	80	90.0%	97.3%	95.0%	95.0%	100.0%	100.0%	75	2.67%	40.0%	85.3%
Henry County Medical Center	41	92.7%	95.0%	97.6%	97.6%	100.0%	100.0%	42	0.00%	93.3%	22.2%
Indian Path Community Hospital	86	95.3%	97.6%	96.5%	96.5%	100.0%	100.0%	84	0.00%	93.2%	22.7%
Jackson-Madison Co Gen Hosp	308	91.9%	96.3%	93.2%	94.7%	100.0%	100.0%	302	1.66%	95.7%	30.4%
Johnson City Medical Center	109	84.4%	98.9%	92.7%	94.4%	100.0%	100.0%	88	1.14%	100.0%	29.5%
Johnson City Medical Center-NICU	--	--	--	--	--	--	--	48	4.17%	--	62.5%
LeBonheur Children's Hospital	--	--	--	--	--	--	--	31	6.45%	--	53.1%
LeConte Medical Center	79	97.5%	97.5%	98.7%	98.7%	100.0%	100.0%	74	1.35%	94.9%	87.2%
Lincoln Medical Center	21	95.2%	100.0%	95.2%	95.2%	100.0%	100.0%	20	0.00%	90.5%	76.2%
Livingston Regional Hospital	43	90.7%	95.1%	90.7%	97.5%	90.7%	100.0%	35	11.43%	100.0%	68.6%

\*Reported by birthing facility based on date of BIRTH. Screens could have been performed in a facility other than the birth hospital.

\*\*Reported by submitting facility based on date of COLLECTION of the specimen submitted. Excluded specimens collected < 24 hours of age.

+Reported by submitting facility based on date of COLLECTION of the 1st specimen submitted for an infant. Excluded records missing information on age at collection.

++Reported by submitting facility based on date of COLLECTION. Included initial specimen and repeats. Excluded records missing information on transit time.

-- No births reported. Vanderbilt NICU births were listed under Vanderbilt University Medical Center, Johnson City Medical Center NICU births were listed under Johnson City Medical Center. East Tennessee Children's Hospital and LeBonheur Children's Hospital are not birthing hospitals, therefore, no births were reported.

^ No specimens collected.

# Tennessee Department of Health Newborn Screening Program

Performance Data by Facility  
7/1/2020 - 7/31/2020

Name of Birthing or Submitting Facility	Number of Births*	Critical Congenital Heart Disease (CCHD) Screen (Target 100%)*	CCHD Screen Excluding Deaths, Refusals, Echoed, On O2 and Pre-screen Diagnosis	Hearing Screen (Target 100%)*	Hearing Screen Excluding Deaths, Refusals and Corrected Gestational Age <36 wks	Dried Blood Spot (DBS) Screen (Target 100%)*	DBS Screen Excluding Deaths and Refusals	Number of DBS Specimens**	Unsatisfactory DBS Specimen (Target <1%)**	DBS Collected 24-36 hrs of Age (Target 100%)+	DBS Transit Time <2 Days from Collection (Target 100%)++
Maury Regional Hospital	117	96.6%	99.1%	96.6%	97.4%	100.0%	100.0%	117	0.00%	68.6%	74.2%
Methodist Healthcare-Germantown	338	94.7%	99.1%	95.9%	97.0%	100.0%	100.0%	343	0.58%	87.9%	30.3%
Methodist Hospital-South	77	96.1%	96.1%	94.8%	94.8%	100.0%	100.0%	78	2.56%	100.0%	16.7%
Methodist Med Ctr Oak Ridge	31	96.8%	96.8%	96.8%	96.8%	100.0%	100.0%	30	0.00%	90.9%	66.7%
Metro Nashville General Hosp	35	97.1%	97.1%	100.0%	100.0%	100.0%	100.0%	32	0.00%	31.3%	87.5%
Morristown-Hamblen Healthcare	62	98.4%	98.4%	98.4%	98.4%	100.0%	100.0%	60	0.00%	98.4%	88.5%
Northcrest Medical Center	55	94.5%	96.3%	96.4%	98.1%	100.0%	100.0%	51	0.00%	48.1%	53.7%
Park Ridge East Hospital	195	96.4%	100.0%	76.4%	77.6%	100.0%	100.0%	198	0.00%	94.4%	40.7%
Parkwest Medical Center	150	100.0%	100.0%	93.3%	94.0%	100.0%	100.0%	140	0.71%	97.2%	68.8%
Regional Med Ctr At Memphis	232	92.7%	99.1%	87.5%	91.0%	98.3%	100.0%	216	2.31%	83.6%	40.7%
Riverview Regional Medical Center	6	100.0%	100.0%	100.0%	100.0%	100.0%	100.0%	4	0.00%	100.0%	50.0%
Southern Tennessee Regional Health - Lawrence	33	90.9%	96.8%	33.3%	33.3%	97.0%	100.0%	30	13.33%	93.3%	45.2%
Southern Tennessee Regional Health - Pulaski	12	91.7%	100.0%	75.0%	75.0%	100.0%	100.0%	9	0.00%	81.8%	54.5%
Southern Tennessee Regional Health - Winchest	70	97.1%	98.6%	97.1%	97.1%	100.0%	100.0%	67	4.48%	89.9%	24.6%
St Francis Hospital	122	95.9%	99.2%	93.4%	94.2%	100.0%	100.0%	123	1.63%	98.4%	54.0%
St Francis Hospital - Bartlett	43	95.3%	97.6%	83.7%	85.7%	100.0%	100.0%	46	10.87%	93.3%	46.8%
St. Thomas Midtown	571	95.4%	99.3%	93.5%	95.4%	99.8%	100.0%	580	4.14%	55.1%	81.5%
St. Thomas River Park Hospital	40	100.0%	100.0%	100.0%	100.0%	100.0%	100.0%	38	0.00%	97.4%	82.1%
St. Thomas Rutherford Hospital	317	94.3%	99.3%	97.8%	98.1%	100.0%	100.0%	316	1.90%	64.7%	58.8%
Stonecrest Medical Center	80	100.0%	100.0%	93.8%	94.9%	100.0%	100.0%	78	1.28%	91.1%	22.5%
Sumner Regional Medical Center	52	98.1%	98.1%	98.1%	98.1%	98.1%	98.1%	49	4.08%	97.9%	26.5%
Sweetwater Hospital Assoc	26	96.2%	96.2%	96.2%	96.2%	100.0%	100.0%	25	0.00%	100.0%	28.0%
Tennova Healthcare Harton-Tulahoma	41	92.7%	97.4%	92.7%	92.7%	100.0%	100.0%	41	2.44%	97.6%	31.0%
Tennova Healthcare Newport Medical Center	17	94.1%	94.1%	100.0%	100.0%	100.0%	100.0%	17	5.88%	100.0%	47.1%
Tennova Healthcare-Clarksville	191	94.8%	97.8%	98.4%	98.9%	100.0%	100.0%	189	2.12%	94.2%	37.4%
Tennova Healthcare-Cleveland	104	97.1%	99.0%	95.2%	96.1%	100.0%	100.0%	97	4.12%	31.6%	77.3%
Tennova North Knoxville Medical Center	60	96.7%	96.7%	98.3%	98.3%	100.0%	100.0%	61	0.00%	100.0%	21.3%

\*Reported by birthing facility based on date of BIRTH. Screens could have been performed in a facility other than the birth hospital.

\*\*Reported by submitting facility based on date of COLLECTION of the specimen submitted. Excluded specimens collected < 24 hours of age.

+Reported by submitting facility based on date of COLLECTION of the 1st specimen submitted for an infant. Excluded records missing information on age at collection.

++Reported by submitting facility based on date of COLLECTION. Included initial specimen and repeats. Excluded records missing information on transit time.

-- No births reported. Vanderbilt NICU births were listed under Vanderbilt University Medical Center, Johnson City Medical Center NICU births were listed under Johnson City Medical Center. East Tennessee Children's Hospital and LeBonheur Children's Hospital are not birthing hospitals, therefore, no births were reported.

^ No specimens collected.

# Tennessee Department of Health Newborn Screening Program

Performance Data by Facility  
7/1/2020 - 7/31/2020

Name of Birthing or Submitting Facility	Number of Births*	Critical Congenital Heart Disease (CCHD) Screen (Target 100%)*	CCHD Screen Excluding Deaths, Refusals, Echoed, On O2 and Pre-screen Diagnosis	Hearing Screen (Target 100%)*	Hearing Screen Excluding Deaths, Refusals and Corrected Gestational Age <36 wks	Dried Blood Spot (DBS) Screen (Target 100%)*	DBS Screen Excluding Deaths and Refusals	Number of DBS Specimens**	Unsatisfactory DBS Specimen (Target <1%)**	DBS Collected 24-36 hrs of Age (Target 100%)+	DBS Transit Time <2 Days from Collection (Target 100%)++
The Farm Midwifery Center	1	100.0%	100.0%	100.0%	100.0%	100.0%	100.0%	1	0.00%	0.0%	0.0%
Tristar Centennial Medical Center	286	90.2%	98.1%	89.2%	92.4%	99.7%	100.0%	290	0.69%	49.8%	88.0%
Tristar Horizon Medical Center	38	97.4%	100.0%	94.7%	94.7%	100.0%	100.0%	39	2.56%	94.7%	38.5%
Tristar Summit Medical Center	115	94.8%	99.1%	93.0%	93.0%	100.0%	100.0%	119	0.84%	95.0%	68.6%
UT Medical Center	373	91.4%	98.3%	95.7%	97.5%	99.5%	100.0%	378	2.38%	80.7%	47.4%
Vanderbilt University Hospital-NICU	--	--	--	--	--	--	--	99	4.04%	--	64.9%
Vanderbilt University Medical Center	393	84.7%	98.2%	89.8%	92.7%	99.7%	100.0%	309	1.29%	99.0%	67.4%
Vanderbilt Wilson County Hospital	39	97.4%	100.0%	92.3%	92.3%	100.0%	100.0%	38	7.89%	94.6%	57.9%
West Tennessee Healthcare Dyersburg Hospital	45	97.8%	100.0%	100.0%	100.0%	100.0%	100.0%	46	6.52%	48.9%	78.7%
West Tennessee Healthcare Volunteer Hospital	15	93.3%	93.3%	100.0%	100.0%	100.0%	100.0%	15	0.00%	46.7%	66.7%
Williamson Medical Center	158	96.8%	100.0%	97.5%	97.5%	100.0%	100.0%	156	0.00%	79.6%	45.9%

\*Reported by birthing facility based on date of BIRTH. Screens could have been performed in a facility other than the birth hospital.

\*\*Reported by submitting facility based on date of COLLECTION of the specimen submitted. Excluded specimens collected < 24 hours of age.

+Reported by submitting facility based on date of COLLECTION of the 1st specimen submitted for an infant. Excluded records missing information on age at collection.

++Reported by submitting facility based on date of COLLECTION. Included initial specimen and repeats. Excluded records missing information on transit time.

-- No births reported. Vanderbilt NICU births were listed under Vanderbilt University Medical Center, Johnson City Medical Center NICU births were listed under Johnson City Medical Center. East Tennessee Children's Hospital and LeBonheur Children's Hospital are not birthing hospitals, therefore, no births were reported.

^ No specimens collected.