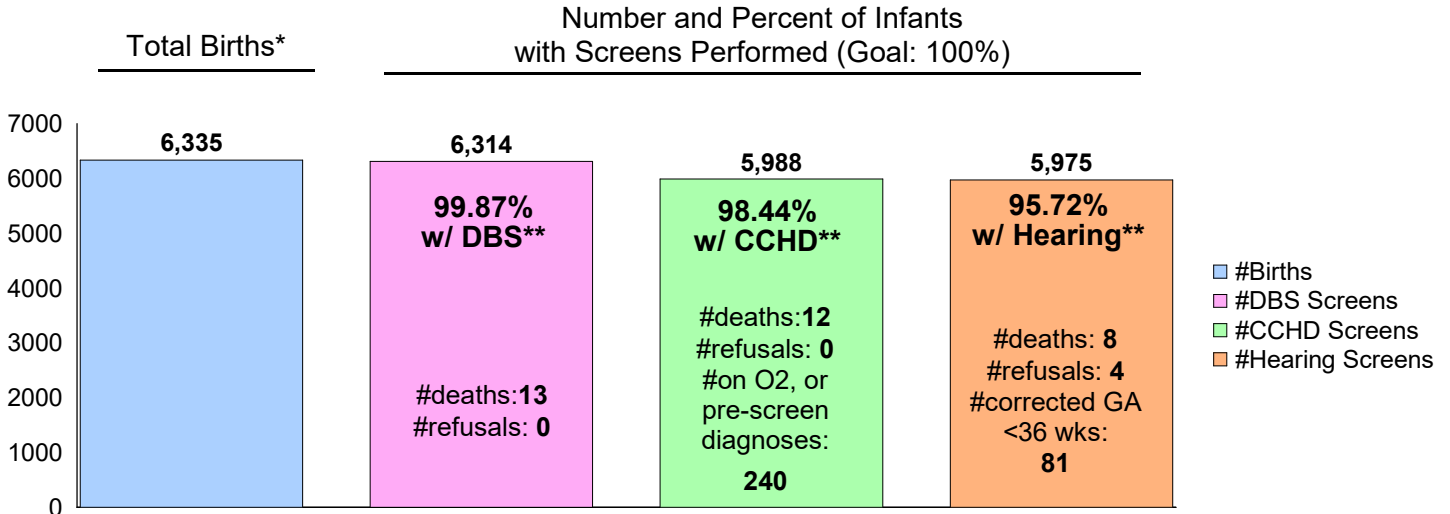


Tennessee Newborn Screening Program Report for STATE OF TENNESSEE (Hospitals Only)

Tennessee State Law (TCA 68-5-401) **requires** that all infants born in the State of Tennessee receive screening for certain conditions using a dried blood spot (DBS) screen, for critical congenital heart disease (CCHD) using pulse oximetry and for congenital hearing loss via hearing screening. Contact us with any questions: 615-532-8462.

Screens Performed for Date of BIRTH Range: 2/1/2020 - 2/29/2020



*Total births include number of infants born in Tennessee hospitals. Screens could have been performed in a facility other than the birth hospital.

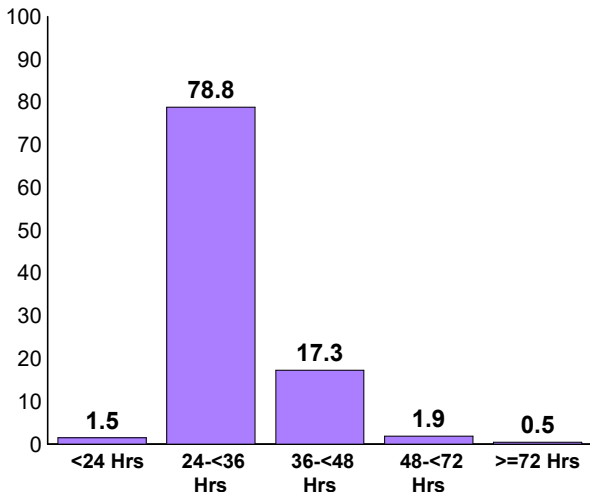
**Excludes births without a screen due to death within two days of birth, refusal, on O2, echoed, or pre-screen diagnosis. Babies with corrected gestational age less than 36 weeks were also excluded for hearing screening.

Unsatisfactory Specimen Rate for Date of COLLECTION Range: 2/1/2020 - 2/29/2020

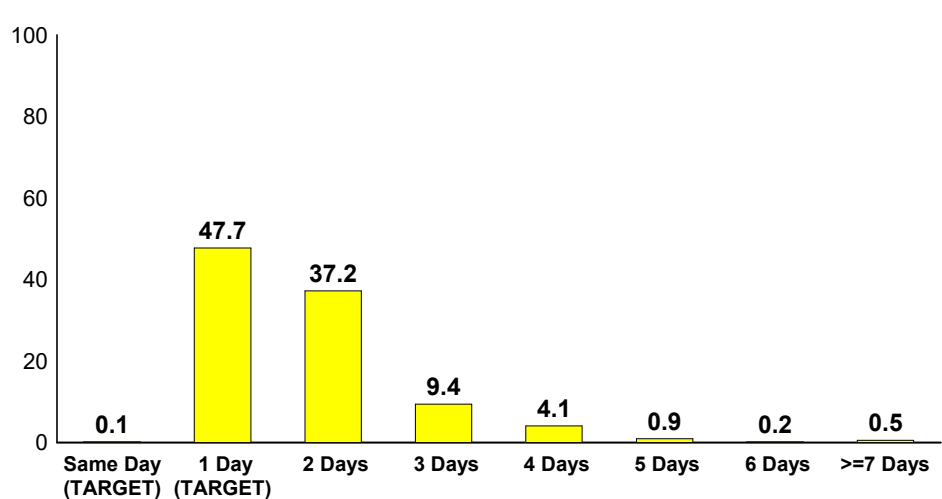
The unsatisfactory specimen rate of the DBS submitted for the State (hospitals only): 1.42% (Goal <1%)

Age at Collection and Transit Time Rates for Date of COLLECTION Range: 2/1/2020 - 2/29/2020

Age at Initial DBS Collection (%)
Target: Collected between 24-36 hrs of age*



Transit Time from DBS Collection to the State Lab (%)
(Initial and Repeats)
Target: Arrive in lab <2 days from collection*



Age at collection and transit time data are for specimens collected by hospitals. For transit time: Same Day means specimen arrived the same day as collection, 1 Day means specimen arrived one day after collection, 2 Days means specimen arrived 2 days after collection etc.

Tennessee Department of Health Newborn Screening Program

Performance Data by Facility
2/1/2020 - 2/29/2020

Name of Birthing or Submitting Facility	Number of Births*	Critical Congenital Heart Disease (CCHD) Screen (Target 100%)*	CCHD Screen Excluding Deaths, Refusals, Echoed, On O2 and Pre-screen Diagnosis	Hearing Screen (Target 100%)*	Hearing Screen Excluding Deaths, Refusals and Corrected Gestational Age <36 wks	Dried Blood Spot (DBS) Screen (Target 100%)*	DBS Screen Excluding Deaths and Refusals	Number of DBS Specimens**	Unsatisfactory DBS Specimen (Target <1%)**	DBS Collected 24-36 hrs of Age (Target 100%)+	DBS Transit Time <2 Days from Collection (Target 100%)++
All Tennessee Hospitals	6,335	94.5%	98.4%	94.3%	95.7%	99.7%	99.9%	6,775	1.42%	78.8%	47.8%
Athens Regional Medical Center	27	92.6%	96.2%	92.6%	92.6%	100.0%	100.0%	29	0.00%	3.6%	54.8%
Baby & Co Nashville	24	91.7%	91.7%	91.7%	91.7%	100.0%	100.0%	19	15.79%	64.7%	89.5%
Ballad Health Bristol Regional Medical Center	72	91.7%	97.1%	95.8%	97.2%	98.6%	100.0%	69	1.45%	94.5%	45.2%
Baptist Mem Hosp-Union City	43	93.0%	97.6%	86.0%	86.0%	100.0%	100.0%	46	2.17%	90.9%	73.5%
Baptist Memorial Hosp Memphis	407	95.1%	97.7%	95.8%	96.5%	99.5%	99.5%	415	1.20%	94.3%	23.1%
Baptist Memorial Hospital-Tipton	19	94.7%	100.0%	94.7%	100.0%	100.0%	100.0%	18	5.56%	90.0%	70.0%
Blanchfield Army Community Hospital	121	98.3%	99.2%	99.2%	99.2%	100.0%	100.0%	120	1.67%	97.4%	17.2%
Blount Memorial Hospital	48	100.0%	100.0%	83.3%	83.3%	100.0%	100.0%	46	0.00%	95.7%	54.2%
Cookeville Regional Medical	124	91.9%	96.6%	99.2%	99.2%	100.0%	100.0%	120	0.83%	94.4%	74.0%
Cumberland Medical Center	52	100.0%	100.0%	100.0%	100.0%	100.0%	100.0%	55	0.00%	100.0%	74.5%
East Tennessee Children's Hospital	--	--	--	--	--	--	--	93	0.00%	--	30.9%
Erlanger East Women's Services	244	98.4%	99.6%	98.8%	98.8%	100.0%	100.0%	254	0.39%	61.6%	54.1%
Erlanger Medical Center	190	90.5%	97.7%	90.5%	96.1%	98.9%	100.0%	232	1.29%	56.7%	55.1%
Franklin Woods Community Hospital	123	96.7%	99.2%	96.7%	97.5%	99.2%	100.0%	128	2.34%	84.1%	35.9%
Ft Sanders Regional Med Ctr	193	94.8%	95.8%	92.2%	93.7%	100.0%	100.0%	181	0.55%	99.5%	22.5%
Greeneville Community Hospital East	32	100.0%	100.0%	100.0%	100.0%	100.0%	100.0%	31	0.00%	96.9%	71.9%
Hardin Medical Center	30	96.7%	100.0%	96.7%	100.0%	100.0%	100.0%	29	0.00%	93.3%	16.1%
Hendersonville Medical Center	73	93.2%	98.6%	100.0%	100.0%	100.0%	100.0%	72	1.39%	52.8%	79.2%
Henry County Medical Center	45	91.1%	100.0%	97.8%	97.8%	100.0%	100.0%	48	0.00%	100.0%	43.8%
Indian Path Community Hospital	48	91.7%	93.6%	97.9%	97.9%	100.0%	100.0%	50	6.00%	94.1%	9.8%
Jackson-Madison Co Gen Hosp	266	93.6%	99.2%	96.6%	98.1%	99.6%	100.0%	291	0.69%	95.6%	14.7%
Johnson City Medical Center	86	81.4%	95.9%	84.9%	92.4%	100.0%	100.0%	68	1.47%	95.6%	7.1%
Johnson City Medical Center-NICU	--	--	--	--	--	--	--	59	3.39%	--	3.2%
LeBonheur Children's Hospital	--	--	--	--	--	--	--	50	4.00%	--	52.0%
LeConte Medical Center	71	98.6%	100.0%	98.6%	98.6%	100.0%	100.0%	73	5.48%	96.0%	29.3%
Lincoln Medical Center	27	96.3%	96.3%	100.0%	100.0%	100.0%	100.0%	27	0.00%	96.2%	59.3%

*Reported by birthing facility based on date of BIRTH. Screens could have been performed in a facility other than the birth hospital.

**Reported by submitting facility based on date of COLLECTION of the specimen submitted. Excluded specimens collected < 24 hours of age.

+Reported by submitting facility based on date of COLLECTION of the 1st specimen submitted for an infant. Excluded records missing information on age at collection.

++Reported by submitting facility based on date of COLLECTION. Included initial specimen and repeats. Excluded records missing information on transit time.

-- No births reported. Vanderbilt NICU births were listed under Vanderbilt University Medical Center, Johnson City Medical Center NICU births were listed under Johnson City Medical Center. East Tennessee Children's Hospital and LeBonheur Children's Hospital are not birthing hospitals, therefore, no births were reported.

^ No specimens collected.

Tennessee Department of Health Newborn Screening Program

Performance Data by Facility
2/1/2020 - 2/29/2020

Name of Birthing or Submitting Facility	Number of Births*	Critical Congenital Heart Disease (CCHD) Screen (Target 100%)*	CCHD Screen Excluding Deaths, Refusals, Echoed, On O2 and Pre-screen Diagnosis	Hearing Screen (Target 100%)*	Hearing Screen Excluding Deaths, Refusals and Corrected Gestational Age <36 wks	Dried Blood Spot (DBS) Screen (Target 100%)*	DBS Screen Excluding Deaths and Refusals	Number of DBS Specimens**	Unsatisfactory DBS Specimen (Target <1%)**	DBS Collected 24-36 hrs of Age (Target 100%)+	DBS Transit Time <2 Days from Collection (Target 100%)++
Livingston Regional Hospital	26	96.2%	96.2%	96.2%	96.2%	100.0%	100.0%	28	3.57%	92.6%	89.7%
Maury Regional Hospital	102	98.0%	100.0%	97.1%	99.0%	100.0%	100.0%	103	0.97%	79.4%	78.6%
Methodist Healthcare-Germantown	309	95.1%	99.7%	94.5%	95.1%	99.7%	100.0%	327	0.92%	78.0%	13.7%
Methodist Hospital-South	51	98.0%	98.0%	94.1%	96.0%	100.0%	100.0%	53	0.00%	98.1%	9.3%
Methodist Med Ctr Oak Ridge	31	100.0%	100.0%	100.0%	100.0%	100.0%	100.0%	30	0.00%	90.3%	64.5%
Metro Nashville General Hosp	23	100.0%	100.0%	95.7%	95.7%	100.0%	100.0%	21	0.00%	30.0%	85.7%
Morristown-Hamblen Healthcare	62	100.0%	100.0%	96.8%	96.8%	100.0%	100.0%	58	1.72%	94.7%	87.9%
Northcrest Medical Center	47	97.9%	100.0%	100.0%	100.0%	100.0%	100.0%	45	0.00%	46.7%	37.0%
Park Ridge East Hospital	138	95.7%	97.8%	96.4%	98.5%	100.0%	100.0%	156	0.00%	97.9%	30.1%
Parkwest Medical Center	130	98.5%	99.2%	92.3%	93.0%	100.0%	100.0%	131	0.76%	98.5%	65.2%
Regional Med Ctr At Memphis	223	88.3%	94.3%	91.5%	97.1%	100.0%	100.0%	223	2.24%	78.1%	18.6%
Riverview Regional Medical Center	6	100.0%	100.0%	100.0%	100.0%	100.0%	100.0%	7	0.00%	85.7%	28.6%
Southern Tennessee Regional Health - Lawrence	29	96.6%	96.6%	82.8%	82.8%	96.6%	96.6%	31	9.68%	100.0%	32.3%
Southern Tennessee Regional Health - Pulaski	12	100.0%	100.0%	83.3%	83.3%	100.0%	100.0%	13	7.69%	100.0%	53.8%
Southern Tennessee Regional Health - Winchest	42	97.6%	97.6%	97.6%	97.6%	100.0%	100.0%	43	0.00%	62.8%	29.5%
St Francis Hospital	126	97.6%	99.2%	96.0%	96.0%	99.2%	99.2%	123	1.63%	96.0%	35.4%
St Francis Hospital - Bartlett	33	90.9%	96.8%	78.8%	78.8%	100.0%	100.0%	31	3.23%	81.8%	45.5%
St. Thomas Midtown	485	97.3%	99.2%	97.9%	99.0%	99.6%	100.0%	503	1.79%	55.0%	81.2%
St. Thomas River Park Hospital	31	100.0%	100.0%	100.0%	100.0%	100.0%	100.0%	32	0.00%	97.0%	69.7%
St. Thomas Rutherford Hospital	252	96.8%	99.2%	94.8%	96.4%	100.0%	100.0%	271	0.37%	47.9%	73.4%
Stonecrest Medical Center	71	91.5%	100.0%	84.5%	84.5%	100.0%	100.0%	71	1.41%	94.2%	25.4%
Sumner Regional Medical Center	51	100.0%	100.0%	100.0%	100.0%	100.0%	100.0%	53	0.00%	94.3%	41.5%
Sweetwater Hospital Assoc	24	100.0%	100.0%	100.0%	100.0%	100.0%	100.0%	27	0.00%	95.8%	63.0%
Tennova Healthcare Harton-Tulahoma	35	94.3%	100.0%	100.0%	100.0%	100.0%	100.0%	33	0.00%	93.9%	32.4%
Tennova Healthcare Newport Medical Center	15	100.0%	100.0%	100.0%	100.0%	100.0%	100.0%	14	0.00%	85.7%	42.9%
Tennova Healthcare-Clarksville	152	90.8%	94.5%	91.4%	93.9%	100.0%	100.0%	149	0.67%	88.2%	28.8%
Tennova Healthcare-Cleveland	77	94.8%	96.1%	100.0%	100.0%	100.0%	100.0%	78	1.28%	37.2%	83.3%

*Reported by birthing facility based on date of BIRTH. Screens could have been performed in a facility other than the birth hospital.

**Reported by submitting facility based on date of COLLECTION of the specimen submitted. Excluded specimens collected < 24 hours of age.

+Reported by submitting facility based on date of COLLECTION of the 1st specimen submitted for an infant. Excluded records missing information on age at collection.

++Reported by submitting facility based on date of COLLECTION. Included initial specimen and repeats. Excluded records missing information on transit time.

-- No births reported. Vanderbilt NICU births were listed under Vanderbilt University Medical Center, Johnson City Medical Center NICU births were listed under Johnson City Medical Center. East Tennessee Children's Hospital and LeBonheur Children's Hospital are not birthing hospitals, therefore, no births were reported.

^ No specimens collected.

Tennessee Department of Health Newborn Screening Program

Performance Data by Facility
2/1/2020 - 2/29/2020

Name of Birthing or Submitting Facility	Number of Births*	Critical Congenital Heart Disease (CCHD) Screen (Target 100%)*	CCHD Screen Excluding Deaths, Refusals, Echoed, On O2 and Pre-screen Diagnosis	Hearing Screen (Target 100%)*	Hearing Screen Excluding Deaths, Refusals and Corrected Gestational Age <36 wks	Dried Blood Spot (DBS) Screen (Target 100%)*	DBS Screen Excluding Deaths and Refusals	Number of DBS Specimens**	Unsatisfactory DBS Specimen (Target <1%)**	DBS Collected 24-36 hrs of Age (Target 100%)+	DBS Transit Time <2 Days from Collection (Target 100%)++
Tennova North Knoxville Medical Center	41	97.6%	100.0%	100.0%	100.0%	100.0%	100.0%	40	2.50%	97.5%	25.0%
The Farm Midwifery Center	1	--	--	--	--	--	--	1	0.00%	0.0%	0.0%
Tristar Centennial Medical Center	272	89.3%	99.2%	87.1%	89.8%	99.6%	99.6%	307	1.30%	44.3%	92.3%
Tristar Horizon Medical Center	44	97.7%	97.7%	75.0%	75.0%	97.7%	97.7%	40	7.50%	85.4%	41.5%
Tristar Summit Medical Center	101	95.0%	100.0%	96.0%	97.0%	100.0%	100.0%	105	2.86%	89.4%	50.0%
UT Medical Center	335	93.1%	99.4%	96.4%	97.0%	99.7%	99.7%	357	3.36%	83.5%	46.1%
Vanderbilt University Hospital-NICU	--	--	--	--	--	--	--	109	0.92%	--	69.6%
Vanderbilt University Medical Center	370	88.4%	98.8%	85.1%	88.5%	98.9%	100.0%	318	0.00%	99.4%	67.1%
Vanderbilt Wilson County Hospital	30	96.7%	100.0%	86.7%	89.7%	96.7%	100.0%	29	6.90%	90.3%	43.8%
Wellmont Holston Valley Medical Center	25	96.0%	100.0%	92.0%	92.0%	100.0%	100.0%	23	4.35%	100.0%	43.5%
West Tennessee Healthcare Dyersburg Hospital	44	100.0%	100.0%	100.0%	100.0%	100.0%	100.0%	43	0.00%	27.9%	79.1%
West Tennessee Healthcare Volunteer Hospital	11	90.9%	90.9%	90.9%	90.9%	100.0%	100.0%	11	0.00%	72.7%	72.7%
Williamson Medical Center	113	99.1%	100.0%	100.0%	100.0%	100.0%	100.0%	115	0.00%	77.7%	39.1%

*Reported by birthing facility based on date of BIRTH. Screens could have been performed in a facility other than the birth hospital.

**Reported by submitting facility based on date of COLLECTION of the specimen submitted. Excluded specimens collected < 24 hours of age.

+Reported by submitting facility based on date of COLLECTION of the 1st specimen submitted for an infant. Excluded records missing information on age at collection.

++Reported by submitting facility based on date of COLLECTION. Included initial specimen and repeats. Excluded records missing information on transit time.

-- No births reported. Vanderbilt NICU births were listed under Vanderbilt University Medical Center, Johnson City Medical Center NICU births were listed under Johnson City Medical Center. East Tennessee Children's Hospital and LeBonheur Children's Hospital are not birthing hospitals, therefore, no births were reported.

^ No specimens collected.