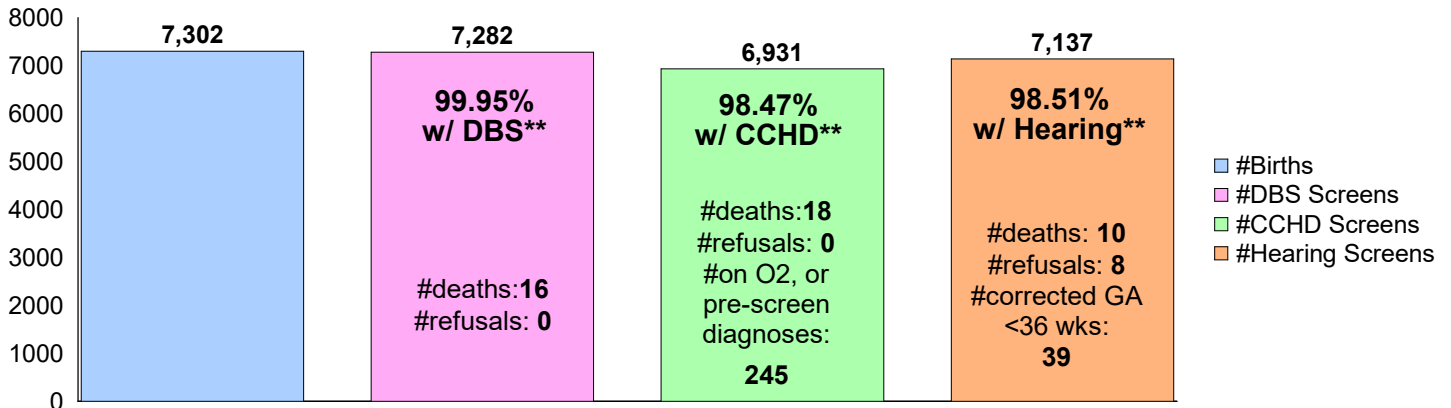


# Tennessee Newborn Screening Program Report for STATE OF TENNESSEE (Hospitals Only)

Tennessee State Law (TCA 68-5-401) **requires** that all infants born in the State of Tennessee receive screening for certain conditions using a dried blood spot (DBS) screen, for critical congenital heart disease (CCHD) using pulse oximetry and for congenital hearing loss via hearing screening. Contact us with any questions: 615-532-8462.

## Screens Performed for Date of BIRTH Range: 12/1/2019 - 12/31/2019

Total Births\*                      Number and Percent of Infants  
with Screens Performed (Goal: 100%)



\*Total births include number of infants born in Tennessee hospitals. Screens could have been performed in a facility other than the birth hospital.

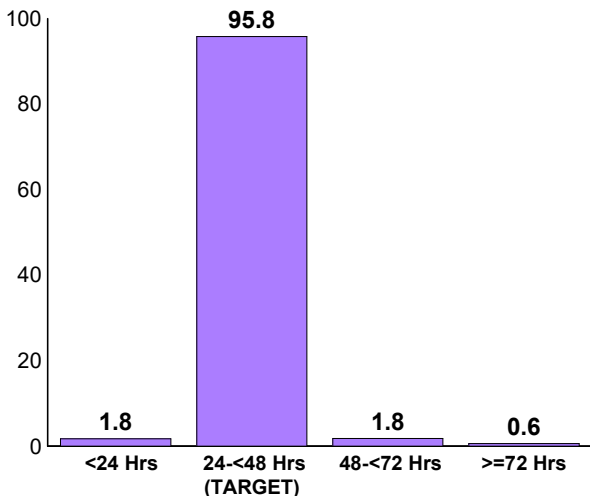
\*\*Excludes births without a screen due to death within two days of birth, refusal, on O2, echoed, or pre-screen diagnosis. Babies with corrected gestational age less than 36 weeks were also excluded for hearing screening.

## Unsatisfactory Specimen Rate for Date of COLLECTION Range: 12/1/2019 - 12/31/2019

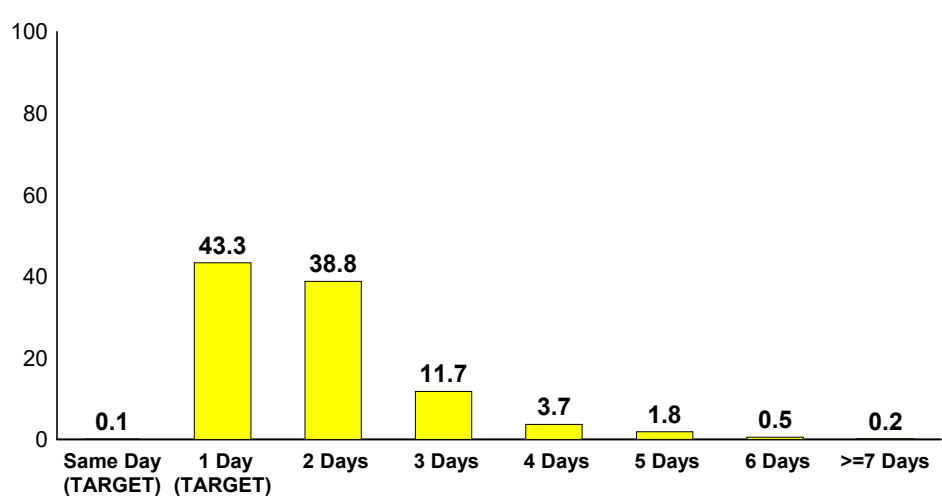
The unsatisfactory specimen rate of the DBS submitted for the State (hospitals only): 1.38% (Goal <1%)

## Age at Collection and Transit Time Rates for Date of COLLECTION Range: 12/1/2019 - 12/31/2019

Age at Initial DBS Collection (%)  
Target: Collected between 24-48 hrs of age\*



Transit Time from DBS Collection to the State Lab (%)  
(Initial and Repeats)  
Target: Arrive in lab <2 days from collection\*



Age at collection and transit time data are for specimens collected by hospitals. For transit time: Same Day means specimen arrived the same day as collection, 1 Day means specimen arrived one day after collection, 2 Days means specimen arrived 2 days after collection etc.

# Tennessee Department of Health Newborn Screening Program

Performance Data by Facility  
12/1/2019 - 12/31/2019

Name of Birthing or Submitting Facility	Number of Births*	Critical Congenital Heart Disease (CCHD) Screen (Target 100%)*	CCHD Screen Excluding Deaths, Refusals, Echoed, On O2 and Pre-screen Diagnosis	Hearing Screen (Target 100%)*	Hearing Screen Excluding Deaths, Refusals and Corrected Gestational Age <36 wks	Dried Blood Spot (DBS) Screen (Target 100%)*	DBS Screen Excluding Deaths and Refusals	Number of DBS Specimens**	Unsatisfactory DBS Specimen (Target <1%)**	DBS Collected 24-48hrs of Age (Target 100%)+	DBS Transit Time <2 Days from Collection (Target 100%)++
<b>All Tennessee Hospitals</b>	<b>7,302</b>	<b>94.9%</b>	<b>98.5%</b>	<b>97.7%</b>	<b>98.5%</b>	<b>99.7%</b>	<b>99.9%</b>	<b>6,816</b>	<b>1.38%</b>	<b>95.8%</b>	<b>43.3%</b>
Athens Regional Medical Center	23	100.0%	100.0%	100.0%	100.0%	100.0%	100.0%	22	4.55%	90.0%	58.3%
Baby & Co Nashville	18	94.4%	100.0%	100.0%	100.0%	100.0%	100.0%	15	0.00%	100.0%	80.0%
Ballad Health Bristol Regional Medical Center	100	94.0%	96.9%	98.0%	99.0%	100.0%	100.0%	88	4.55%	94.6%	48.9%
Baptist Mem Hosp-Union City	49	93.9%	95.8%	100.0%	100.0%	100.0%	100.0%	43	0.00%	97.7%	50.0%
Baptist Memorial Hosp Memphis	494	95.5%	97.7%	97.6%	99.0%	100.0%	100.0%	467	0.86%	96.9%	21.9%
Baptist Memorial Hospital-Tipton	20	95.0%	100.0%	100.0%	100.0%	100.0%	100.0%	14	7.14%	73.7%	63.2%
Blanchfield Army Community Hospital	127	96.9%	99.2%	100.0%	100.0%	100.0%	100.0%	92	0.00%	97.8%	16.8%
Blount Memorial Hospital	60	96.7%	98.3%	100.0%	100.0%	100.0%	100.0%	54	1.85%	94.5%	32.1%
Cookeville Regional Medical	135	97.0%	98.5%	98.5%	98.5%	100.0%	100.0%	124	1.61%	94.5%	71.8%
Cumberland Medical Center	53	98.1%	98.1%	98.1%	100.0%	100.0%	100.0%	41	0.00%	93.2%	59.1%
East Tennessee Children's Hospital	--	--	--	--	--	--	--	106	1.89%	--	31.8%
Erlanger East Women's Services	254	98.4%	100.0%	99.6%	99.6%	99.6%	100.0%	230	0.43%	98.7%	47.4%
Erlanger Medical Center	253	94.5%	97.2%	97.6%	98.8%	98.8%	100.0%	255	1.57%	93.0%	41.0%
Franklin Woods Community Hospital	105	95.2%	99.0%	100.0%	100.0%	100.0%	100.0%	85	1.18%	94.4%	28.9%
Ft Sanders Regional Med Ctr	254	94.5%	97.2%	96.9%	98.0%	100.0%	100.0%	190	1.05%	99.5%	8.4%
Greeneville Community Hospital East	43	97.7%	100.0%	97.7%	97.7%	100.0%	100.0%	36	0.00%	94.7%	42.1%
Hardin Medical Center	29	100.0%	100.0%	100.0%	100.0%	100.0%	100.0%	25	0.00%	96.0%	15.4%
Hendersonville Medical Center	67	95.5%	100.0%	100.0%	100.0%	100.0%	100.0%	61	0.00%	100.0%	75.4%
Henry County Medical Center	56	89.3%	98.0%	94.6%	94.6%	100.0%	100.0%	49	6.12%	92.2%	46.2%
Indian Path Community Hospital	61	95.1%	100.0%	100.0%	100.0%	100.0%	100.0%	49	6.12%	100.0%	28.6%
Jackson-Madison Co Gen Hosp	293	92.5%	97.5%	94.5%	95.2%	99.7%	100.0%	283	0.35%	97.8%	10.2%
Johnson City Medical Center	128	88.3%	99.1%	99.2%	99.2%	100.0%	100.0%	89	3.37%	97.8%	4.4%
Johnson City Medical Center-NICU	--	--	--	--	--	--	--	54	3.70%	--	5.4%
LeBonheur Children's Hospital	--	--	--	--	--	--	--	39	0.00%	--	53.7%
LeConte Medical Center	83	97.6%	98.8%	100.0%	100.0%	100.0%	100.0%	71	4.23%	97.2%	19.2%
Lincoln Medical Center	23	100.0%	100.0%	100.0%	100.0%	100.0%	100.0%	21	0.00%	100.0%	57.1%

\*Reported by birthing facility based on date of BIRTH. Screens could have been performed in a facility other than the birth hospital.

\*\*Reported by submitting facility based on date of COLLECTION of the specimen submitted. Excluded specimens collected < 24 hours of age.

+Reported by submitting facility based on date of COLLECTION of the 1st specimen submitted for an infant. Excluded records missing information on age at collection.

++Reported by submitting facility based on date of COLLECTION. Included initial specimen and repeats. Excluded records missing information on transit time.

-- No births reported. Vanderbilt NICU births were listed under Vanderbilt University Medical Center, Johnson City Medical Center NICU births were listed under Johnson City Medical Center. East Tennessee Children's Hospital and LeBonheur Children's Hospital are not birthing hospitals, therefore, no births were reported.

^ No specimens collected.

# Tennessee Department of Health Newborn Screening Program

Performance Data by Facility  
12/1/2019 - 12/31/2019

Name of Birthing or Submitting Facility	Number of Births*	Critical Congenital Heart Disease (CCHD) Screen (Target 100%)*	CCHD Screen Excluding Deaths, Refusals, Echoed, On O2 and Pre-screen Diagnosis	Hearing Screen (Target 100%)*	Hearing Screen Excluding Deaths, Refusals and Corrected Gestational Age <36 wks	Dried Blood Spot (DBS) Screen (Target 100%)*	DBS Screen Excluding Deaths and Refusals	Number of DBS Specimens**	Unsatisfactory DBS Specimen (Target <1%)**	DBS Collected 24-48hrs of Age (Target 100%)+	DBS Transit Time <2 Days from Collection (Target 100%)++
Livingston Regional Hospital	29	93.1%	93.1%	100.0%	100.0%	100.0%	100.0%	25	0.00%	100.0%	56.0%
Maury Regional Hospital	131	96.2%	100.0%	97.7%	100.0%	100.0%	100.0%	119	0.84%	92.5%	76.2%
Methodist Healthcare-Germantown	349	94.8%	99.1%	95.4%	96.8%	99.7%	99.7%	310	0.32%	96.3%	9.3%
Methodist Hospital-South	72	97.2%	100.0%	98.6%	98.6%	98.6%	100.0%	65	0.00%	98.5%	9.0%
Methodist Med Ctr Oak Ridge	48	100.0%	100.0%	100.0%	100.0%	100.0%	100.0%	44	0.00%	89.1%	34.0%
Metro Nashville General Hosp	39	97.4%	100.0%	100.0%	100.0%	100.0%	100.0%	34	0.00%	100.0%	85.3%
Morristown-Hamblen Healthcare	70	100.0%	100.0%	100.0%	100.0%	100.0%	100.0%	61	1.64%	98.3%	67.2%
Northcrest Medical Center	43	90.7%	100.0%	100.0%	100.0%	100.0%	100.0%	36	0.00%	97.3%	43.2%
Park Ridge East Hospital	168	94.0%	96.9%	96.4%	97.0%	99.4%	99.4%	164	1.22%	99.3%	37.0%
Parkwest Medical Center	173	100.0%	100.0%	97.7%	97.7%	100.0%	100.0%	139	0.00%	95.2%	34.2%
Regional Med Ctr At Memphis	245	90.6%	94.1%	96.3%	97.1%	99.2%	100.0%	231	3.46%	93.3%	21.7%
Riverview Regional Medical Center	8	100.0%	100.0%	100.0%	100.0%	100.0%	100.0%	9	0.00%	100.0%	66.7%
Southern Tennessee Regional Health - Lawrence	24	95.8%	95.8%	87.5%	91.3%	95.8%	95.8%	21	9.52%	100.0%	42.9%
Southern Tennessee Regional Health - Pulaski	13	92.3%	100.0%	100.0%	100.0%	100.0%	100.0%	10	0.00%	90.9%	45.5%
Southern Tennessee Regional Health - Winchest	49	95.9%	97.9%	100.0%	100.0%	100.0%	100.0%	44	0.00%	95.3%	22.7%
St Francis Hospital	143	100.0%	100.0%	97.9%	97.9%	100.0%	100.0%	131	0.00%	98.5%	39.4%
St Francis Hospital - Bartlett	45	100.0%	100.0%	100.0%	100.0%	100.0%	100.0%	42	0.00%	95.2%	40.5%
St. Thomas Midtown	574	97.4%	99.6%	97.7%	98.6%	100.0%	100.0%	528	3.98%	98.2%	79.9%
St. Thomas River Park Hospital	34	100.0%	100.0%	100.0%	100.0%	100.0%	100.0%	31	0.00%	100.0%	71.0%
St. Thomas Rutherford Hospital	298	98.3%	100.0%	99.0%	99.0%	99.3%	100.0%	277	0.00%	96.7%	80.5%
Stonecrest Medical Center	83	97.6%	98.8%	100.0%	100.0%	100.0%	100.0%	69	0.00%	95.8%	30.6%
Sumner Regional Medical Center	74	97.3%	98.6%	100.0%	100.0%	100.0%	100.0%	65	0.00%	100.0%	29.2%
Sweetwater Hospital Assoc	30	100.0%	100.0%	100.0%	100.0%	100.0%	100.0%	24	0.00%	100.0%	75.0%
Tennova Healthcare Harton-Tulahoma	38	97.4%	97.4%	100.0%	100.0%	100.0%	100.0%	36	5.56%	97.1%	8.1%
Tennova Healthcare Newport Medical Center	11	100.0%	100.0%	100.0%	100.0%	100.0%	100.0%	10	0.00%	100.0%	50.0%
Tennova Healthcare-Clarksville	211	93.4%	97.5%	99.5%	100.0%	100.0%	100.0%	189	0.00%	97.4%	34.2%
Tennova Healthcare-Cleveland	84	95.2%	98.8%	97.6%	97.6%	98.8%	100.0%	72	0.00%	91.7%	65.3%

\*Reported by birthing facility based on date of BIRTH. Screens could have been performed in a facility other than the birth hospital.

\*\*Reported by submitting facility based on date of COLLECTION of the specimen submitted. Excluded specimens collected < 24 hours of age.

+Reported by submitting facility based on date of COLLECTION of the 1st specimen submitted for an infant. Excluded records missing information on age at collection.

++Reported by submitting facility based on date of COLLECTION. Included initial specimen and repeats. Excluded records missing information on transit time.

-- No births reported. Vanderbilt NICU births were listed under Vanderbilt University Medical Center, Johnson City Medical Center NICU births were listed under Johnson City Medical Center. East Tennessee Children's Hospital and LeBonheur Children's Hospital are not birthing hospitals, therefore, no births were reported.

^ No specimens collected.

# Tennessee Department of Health Newborn Screening Program

Performance Data by Facility  
12/1/2019 - 12/31/2019

Name of Birthing or Submitting Facility	Number of Births*	Critical Congenital Heart Disease (CCHD) Screen (Target 100%)*	CCHD Screen Excluding Deaths, Refusals, Echoed, On O2 and Pre-screen Diagnosis	Hearing Screen (Target 100%)*	Hearing Screen Excluding Deaths, Refusals and Corrected Gestational Age <36 wks	Dried Blood Spot (DBS) Screen (Target 100%)*	DBS Screen Excluding Deaths and Refusals	Number of DBS Specimens**	Unsatisfactory DBS Specimen (Target <1%)**	DBS Collected 24-48hrs of Age (Target 100%)+	DBS Transit Time <2 Days from Collection (Target 100%)++
Tristar Centennial Medical Center	294	92.5%	98.6%	95.9%	96.6%	100.0%	100.0%	287	2.44%	97.3%	76.5%
Tristar Horizon Medical Center	34	100.0%	100.0%	94.1%	94.1%	100.0%	100.0%	25	0.00%	100.0%	28.0%
Tristar Summit Medical Center	100	94.0%	97.9%	100.0%	100.0%	100.0%	100.0%	97	3.09%	98.9%	49.0%
UT Medical Center	387	92.2%	99.2%	98.2%	99.2%	99.7%	100.0%	368	1.36%	94.4%	45.9%
Vanderbilt University Hospital-NICU	--	--	--	--	--	--	--	103	0.00%	--	59.6%
Vanderbilt University Medical Center	401	86.0%	96.6%	93.8%	97.4%	98.8%	99.7%	308	0.00%	99.0%	57.6%
Vanderbilt Wilson County Hospital	34	97.1%	100.0%	100.0%	100.0%	100.0%	100.0%	28	3.57%	96.6%	79.3%
Wellmont Holston Valley Medical Center	43	95.3%	97.6%	100.0%	100.0%	100.0%	100.0%	33	3.03%	97.1%	14.7%
West Tennessee Healthcare Dyersburg Hospital	46	93.5%	95.6%	95.7%	97.8%	100.0%	100.0%	38	2.63%	82.1%	82.1%
West Tennessee Healthcare Volunteer Hospital	16	100.0%	100.0%	100.0%	100.0%	100.0%	100.0%	11	0.00%	91.7%	83.3%
Williamson Medical Center	133	95.5%	99.2%	100.0%	100.0%	100.0%	100.0%	129	0.00%	98.4%	34.9%

\*Reported by birthing facility based on date of BIRTH. Screens could have been performed in a facility other than the birth hospital.

\*\*Reported by submitting facility based on date of COLLECTION of the specimen submitted. Excluded specimens collected < 24 hours of age.

+Reported by submitting facility based on date of COLLECTION of the 1st specimen submitted for an infant. Excluded records missing information on age at collection.

++Reported by submitting facility based on date of COLLECTION. Included initial specimen and repeats. Excluded records missing information on transit time.

-- No births reported. Vanderbilt NICU births were listed under Vanderbilt University Medical Center, Johnson City Medical Center NICU births were listed under Johnson City Medical Center. East Tennessee Children's Hospital and LeBonheur Children's Hospital are not birthing hospitals, therefore, no births were reported.

^ No specimens collected.