

Emergency Department Visits for Violence Among Women of Reproductive Age

What is ESSENCE?

ESSENCE stands for Electronic Surveillance System for the Early Notification of Community-based Epidemics. It collects deidentified pre-diagnostic data in near real-time from emergency departments (ED) across the state. We use syndromes (collections of symptoms) in ESSENCE to search chief complaint and discharge diagnosis data in order to detect and monitor diseases and conditions. This means of monitoring trends and identifying emerging issues is called syndromic surveillance.

Purpose of this Report:

The objective of this report is to monitor trends in ED visits for violence among women of reproductive age. It is one of several means of surveillance of risk factors for homicide and suicide deaths among pregnant and postpartum women in Tennessee (TN).

Notes and Limitations:

All syndromic definitions were developed by CDC and queried chief complaints and discharge diagnoses. Because perpetrator information is not often included in ED visit data, IPV-related ED visits may be under-estimated. Syndromic surveillance only captures individuals who seek medical care for a condition or injury, and thus only represents a portion of all individuals experiencing these conditions. For this reason, ESSENCE is just one tool in our toolbox to understand these public health issues and to identify opportunities for prevention and intervention.

For more information:

- [Prevention of Violent Maternal Deaths in TN](#)
- [Maternal Health Innovation in TN](#)
- [Maternal Mortality Review in TN](#)

Report Contents:

[Intimate Partner Violence](#)

[Sexual Violence](#)

[Suicide Ideation/Attempt](#)

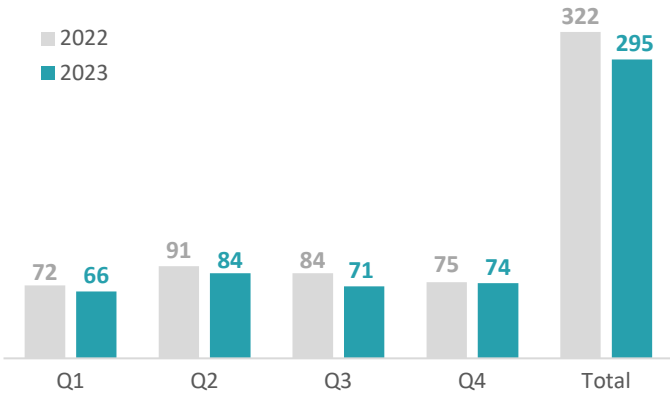
[Firearm Injury](#)



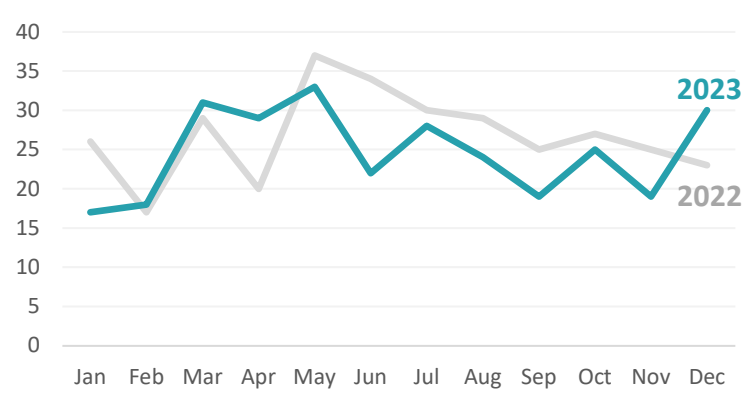
Intimate Partner Violence (IPV)

October – December 2023 (Q4)

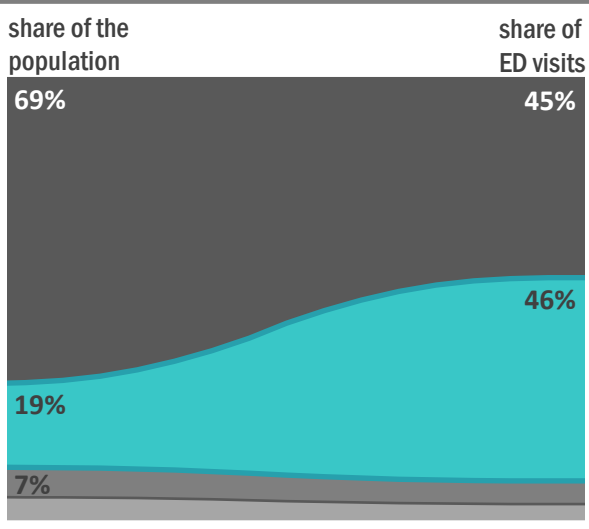
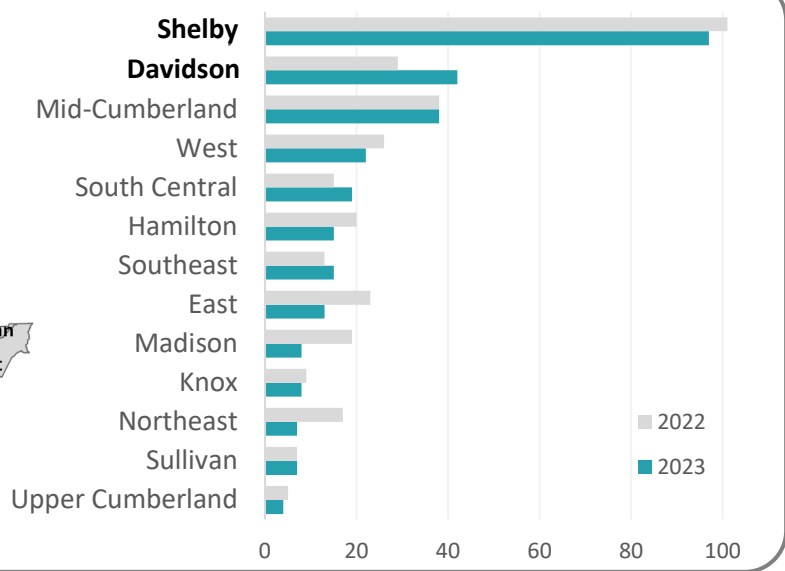
The total count of IPV-related ED visits for Q1-4 is **8% lower** in 2023 compared to 2022.



Monthly counts of IPV-related ED visits **peaked in May** in both 2022 and 2023.



Among TN regions, **Shelby** had the highest number of IPV-related ED visits in both 2022 and 2023. **Davidson** had a 45% increase in IPV-related ED visits in 2023 compared to 2022.



The distribution of IPV-related ED visits by race and ethnicity has remained similar in Q1-4 of 2023 compared to 2022. However, **non-Hispanic Black females continue to be overrepresented**, accounting for 46% of visits while representing just 19% of the population.

The distribution of IPV-related ED visits by age (data not shown) is similar to the population distribution.

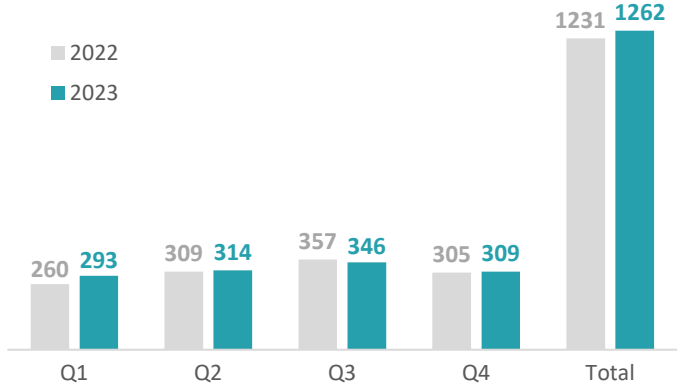
IPV is abuse or aggression in a romantic relationship. "Intimate partner" refers to both current and former spouses and dating partners. Types of IPV include physical and sexual violence, stalking, and psychological aggression. IPV can range in frequency and severity and even one episode can have a lasting impact.



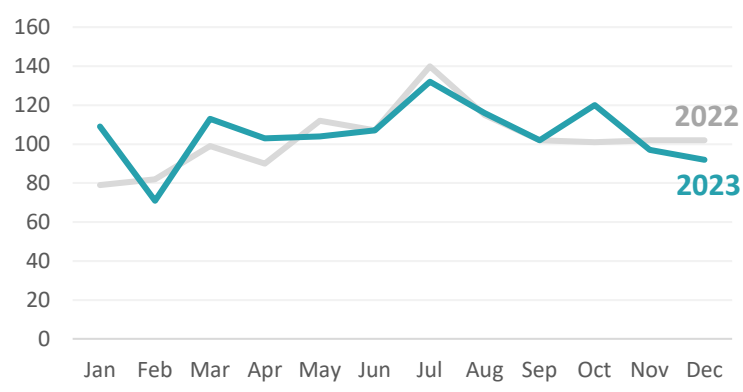
Sexual Violence (SV)

October – December 2023 (Q4)

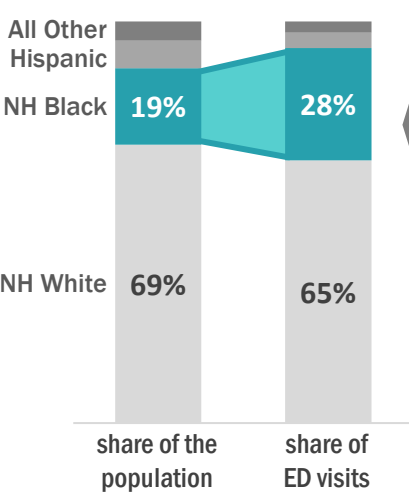
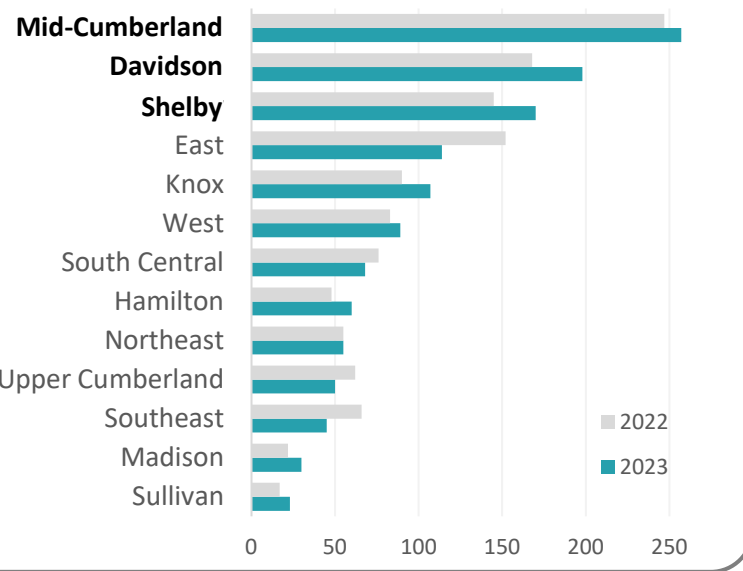
The total count of SV-related ED visits for Q1-4 is similar in 2023 compared to 2022.



Monthly counts of SV-related ED visits peaked in July in both 2022 and 2023.

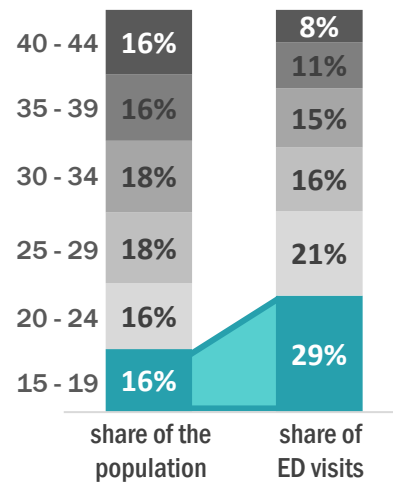


Among TN regions, **Mid-Cumberland** had the highest number of SV-related ED visits in both 2022 and 2023. **Davidson** and **Shelby** both saw increased counts in 2023 and accounted for the second and third highest counts among state regions.



The distribution of SV-related ED visits by race and ethnicity has remained similar in Q1-4 of 2023 compared to 2022. However, **non-Hispanic Black females continue to be overrepresented**, accounting for 28% of visits while representing just 19% of the population.

The distribution of SV-related ED visits by age has remained similar in Q1-4 of 2023 compared to 2022. However, **females aged 15-19 are overrepresented**, accounting for 29% of visits while representing just 16% of the population.

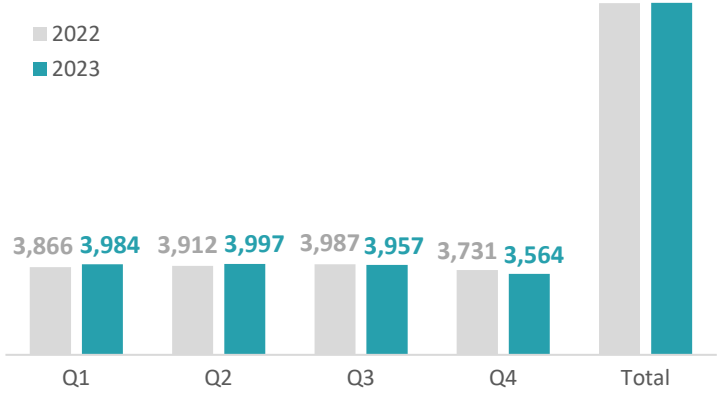


SV is any sexual activity or act in which consent is not obtained or freely given. Types of SV include sexual abuse, coercion, and assault, and rape. SV can occur in person or through technology, such as sharing unsolicited sexual pictures or non-consensual sexting.

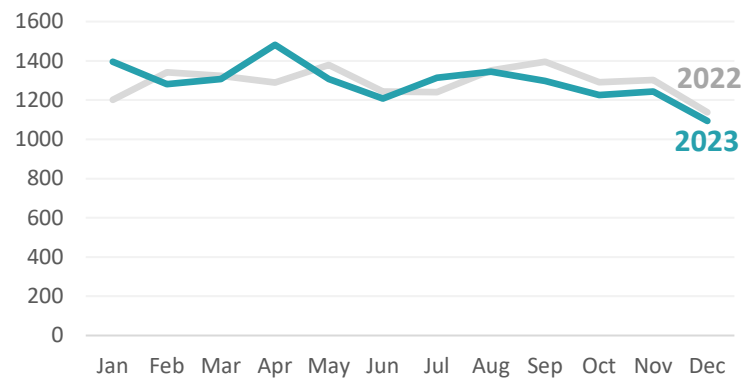
Suicide Ideation/Attempt (SIA)

October – December 2023 (Q4)

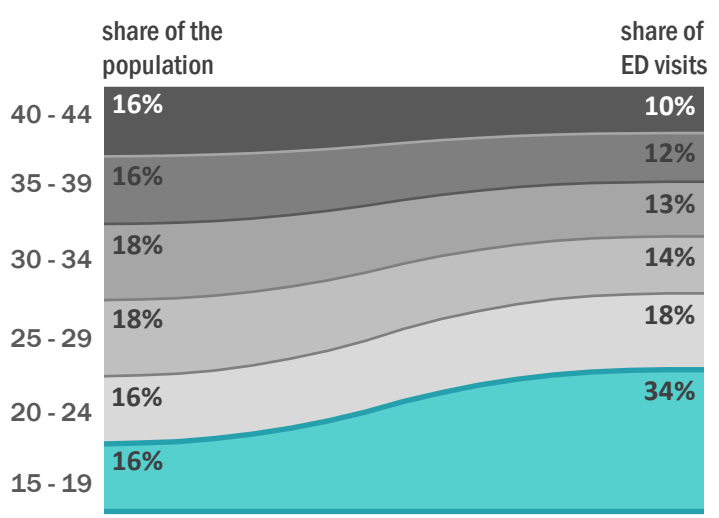
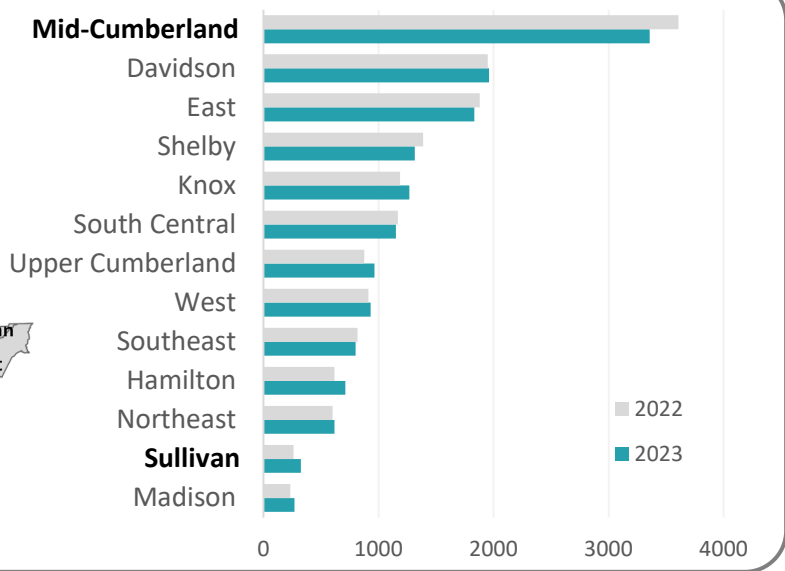
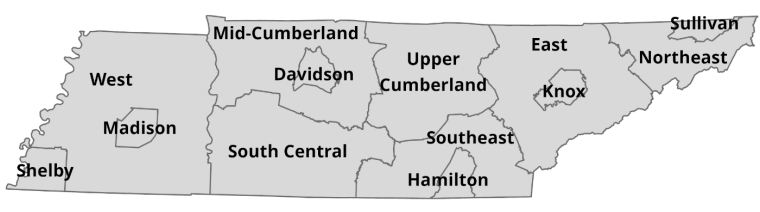
The total count of SIA-related ED visits for Q1-4 is similar in 2023 compared to 2022.



Monthly counts of SIA-related ED visits remain relatively stable throughout the year.



Among TN regions, **Mid-Cumberland** had the highest number of SIA-related ED visits during both 2022 and 2023. Only **Sullivan** saw a substantial increase, with a 24% increase from 2022.



The distribution of SIA-related ED visits by age has remained similar in Q1-4 of 2023 compared to 2022. However, females aged **15-19 are overrepresented**, accounting for 34% of visits while representing just 16% of the population.

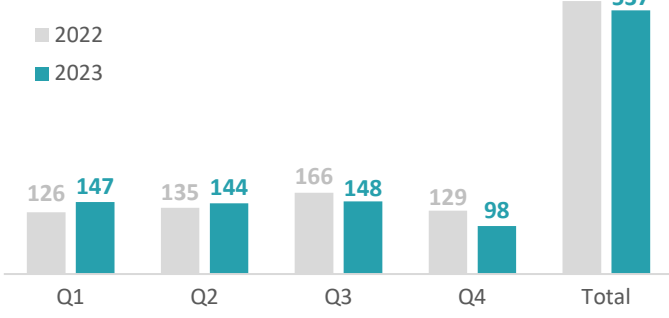
The distribution of SIA-related ED visits by race and ethnicity (data not shown) is similar to the population distribution.

Suicide ideation is a broad term used to describe a range of contemplations, wishes, and preoccupations with death and suicide. Suicide attempt is when an individual harms themselves with the goal of ending their life, but they do not die.

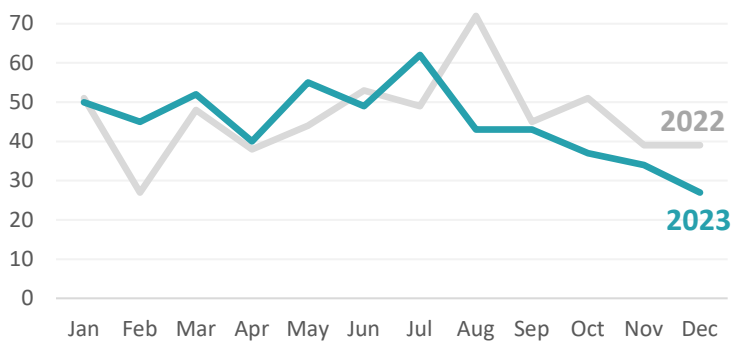
Firearm Injury (FI)

October – December 2023 (Q4)

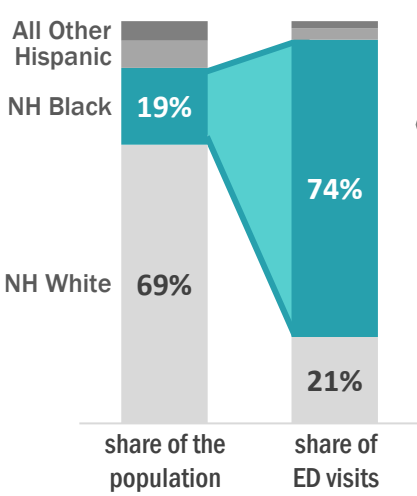
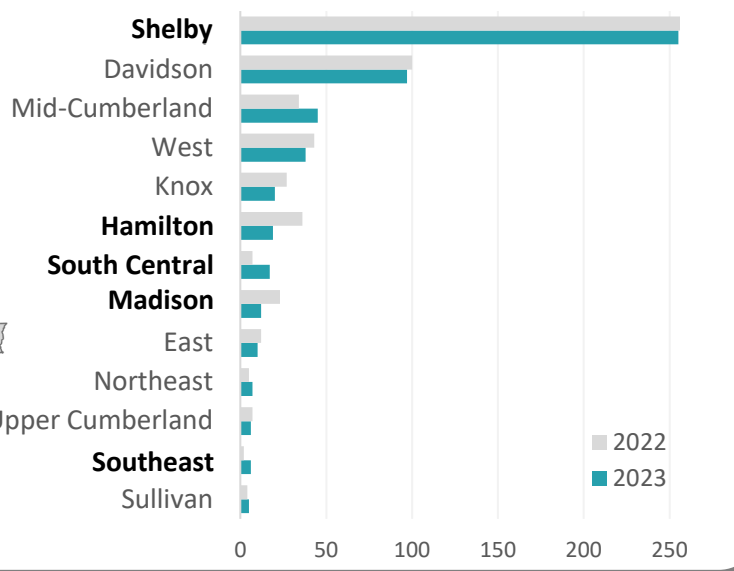
The total count of FI-related ED visits for Q1-4 is similar in 2023 compared to 2022. However, **Q4 was considerably lower than Q3 2023 and Q4 2022** (34% and 24%, respectively).



Monthly counts of FI-related ED visits fluctuate throughout the year, but **peaked during the summer in both 2022 and 2023**.

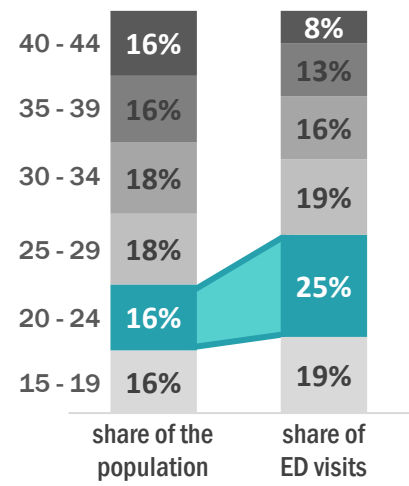


Among TN regions, **Shelby** had the highest number of FI-related ED visits during both 2022 and 2023. **Southeast** and **South Central** saw a 200% and 143% increases, respectively, while **Madison** and **Hamilton** saw the 48% and 47% decreases, respectively.



The distribution of FI-related ED visits by race and ethnicity has remained similar in Q1-4 of 2023 compared to 2022. However, **non-Hispanic Black females continue to be overrepresented**, accounting for 74% of visits while representing just 19% of the population.

The distribution of FI-related ED visits by age has remained similar in Q1-4 of 2023 compared to 2022. However, **females aged 20-24 are overrepresented**, accounting for 25% of visits while representing just 16% of the population.



FI is a wound from a weapon that uses a powder charge to fire a projectile (e.g. handguns and shotguns). FI can be intentional or unintentional. Some circumstances include mishandling, suicide, assault, or during legal intervention.