

Executive Summary

Update on the HealthCare Safety Net

The Update to the HealthCare Safety Net Report prepared by the Tennessee Department of Health provides an assessment of the Tennessee's healthcare safety net during the 2010-11 state fiscal year period consistent with the intent of TCA 681-123 to evaluate "the array of services, adequacy of services, and access to care". The annual update shows a comprehensive approach for healthcare safety net services both long and short term through a strong collaborative effort among state, public/private, not-for-profit and for-profit sectors.

Behavioral health services are available through a network of eighteen (18) community mental health providers with one hundred fifty-one (151) sites in seventy three (73) counties with expanded service areas covering all ninety-five (95) counties of Tennessee. More than half of those eligible for mental health safety net services have enrolled in the program and are receiving benefits.

New enrollment in CoverTN remains suspended since December 31, 2009 due to stronger than expected open enrollment in 2009 and the program's goal of continuing to operate within its financial means. Cover Kids enrollment, which was suspended on December 1, 2009, reopened on March 1, 2010 and continues to enroll eligible children. AccessTN continues to provide comprehensive coverage for members who are chronically ill and uninsurable due to their health status.

Case management as a component of the healthcare safety net both formally and informally has significantly helped in assisting the uninsured obtain necessary services. For example, programs such as Project Access and Bridges to Care have provided thousands of uninsured Tennesseans assistance with obtaining services such as specialty care, diagnostic services, hospitalizations, and in some instances even surgical procedures at little to no cost to the individual. These models are a means to expand the patient service area in contiguous and outlying counties.

The Department of Health estimates that the array of primary care, dental and behavioral health direct care providers participating in the safety net consortium served approximately 255,040 uninsured adults during the state fiscal year period ending June 30, 2011. In addition, approximately 118,120 individuals were enrolled in CoverTN insurance program options for the uninsured during the fiscal year period. Notwithstanding variations in funding, steady increases in numbers of uninsured patient encounters have been recorded since 2006.

Table of Contents

	Page
I. Introduction.....	1
II. Access to Care and Array of Services.....	1
A. Public Health Primary Care Safety Net Expansion.....	1
1.Statewide Expansion of the Capacity of Local Health Departments.....	1
2.State Funded Expansion of the Capacity of Federally Qualified Health Centers or FQHC Look-A-Likes.....	2
3.Statewide Expansion of the Capacity of Selected Faith-Based, Community-Based Rural Health, and Federally Funded Centers.....	4
4.Comparison of Healthcare Safety Net Uninsured Adult Medical Encounters for FY2007-2011.....	6
5.Access to Statewide Dental Services.....	7
i) Rural Regions.....	8
ii) Metropolitan Regions.....	9
B. Behavioral Health Safety Net (formerly known as “Mental Health Safety Net Expansion”).....	9
C. Special Populations.....	10
1.Ryan White Part B Funds.....	10
D. Insurance Options for Uninsured.....	11
1.CoverTN.....	11
2.CoverKids.....	11
3.AccessTN.....	11
E. Pharmacy Assistance.....	12
1.CoverRX.....	12
III. Summary.....	13

Table of Contents

List of Visuals

Table 1: Non-FQHC Local Health Department Primary Care Clinics.....	2
Table 2: FQHC Growth and State Funding, FY2007-FY2011.....	3
Table 3: Community/Faith Based Growth and Funding, FY2007-FY2011.....	5
Table 4: Uninsured Adult Primary Care Visits in Local Health Departments and Safety Net Provider Sites FY2007-FY2011.....	6
Graph 1: Adult Primary Care Visits in Local Health Departments and Safety Net Provider Sites FY2007-FY2011 (To complement Table 4).....	7

Table of Contents

List of Attachments

Attachment 1: Map of Primary Care Health Professional Shortage Areas (HPSAs); Listings for Primary Care, Dental and Mental Health HPSAs.....	14
Attachment 2: Medically Underserved Areas (MUAs) and Medically Underserved Populations (MUPs)...	34
Attachment 3: Adult Dental Data FY2009 – 2011 & FY2010 – 2011.....	41
Attachment 4: Healthcare Safety Net FQHC Grant Recipients Serving a 30 Mile Radius.....	44
Attachment 5: Local Health Department Primary Care Sites Serving a 30 Mile Radius.....	45
Attachment 6: Community and Faith Based Sites Serving a 30 Mile Radius.....	46
Attachment 7: Health Safety Net Services.....	47

TENNESSEE DEPARTMENT OF HEALTH

**UPDATE ON THE HEALTHCARE
SAFETY NET**

Presented to

The General Assembly,

State of Tennessee

January 23, 2012

John J. Dreyzehner, MD, MPH, Commissioner

I.

INTRODUCTION

This report is provided in response to Tennessee Code Annotated 68-1-123, which requires the Commissioner of Health, in consultation with the Department of Finance and Administration and any other state agencies involved in the administration of the Healthcare Safety Net Program to provide a report to the General Assembly regarding data relating to access to care and healthcare safety net adequacy related issues. The aforementioned report addresses the allocation of scarce healthcare safety net resources with attention to developing a rational health care system that does not duplicate services as well as access to care in rural and underserved areas across the state. *Please note that this report is due during a calendar year period; however, references to allocation of funding and service provision throughout the report are based on the State's fiscal year.*

II.

ACCESS TO CARE AND ARRAY OF SERVICES

A. Public Health Primary Care Safety Net Expansion

1. *Statewide Expansion of the Capacity of Local Health Departments:*

On January 1, 2006, the Department of Health initiated a statewide expansion of primary care services to uninsured adult Tennesseans in the following ways: (1) increasing access for acute and episodic care and chronic disease management; and (2) offering the “best care possible” via preventive physical exams and essential health screenings. These strategies assist in individual preventive health maintenance, which in turn aids significant reduction in unnecessary hospitalizations. Prior to the safety net statewide expansion of primary care services on January 1, 2006, local health departments in seventeen (17) counties across the state provided primary care in a total of twenty (20) sites. At present, primary care services are provided in fifty-six (56) local health department (LHD) sites in fifty-one (51) counties across the state.

In fiscal year 2011, one hundred forty-seven thousand four hundred sixty-three (147,463) uninsured medical encounters were provided for adult Tennesseans nineteen (19) to sixty-four (64) years of age. The aforementioned encounter numbers do not include the fifteen (15) local health departments operated by the Department of Health that are also Federally Qualified Health Centers (FQHCs). The visit numbers of the fifty-six (56) local health department sites are included in Table 1.

Table 1:

Non FQHC Local Health Department Primary Care Clinics	
Primary Care Age Groups	Uninsured Adult Encounters FY2010-11
19-20 Years	3,416
21-24 Years	10,791
25-29 Years	13,178
30-34 Years	12,648
35-39 Years	13,140
40-44 Years	17,204
45-49 Years	22,579
50-54 Years	23,129
55-59 Years	17,644
60-64 Years	13,734
Grand Total	147,463

In conjunction with expanded primary care services, LHDs offer prescription medications, including generic drugs, priority drug groups, patient drug assistance programs and referral for specialty care when necessary. For example, some local health departments have partnered with local hospitals to offer discounted diagnostic services or a limited amount of diagnostics at no charge for uninsured adult health department patients. Also, some local hospitals have allowed the health department online access to emergency room records. Finally, in addition to expanded primary care services at many local health departments, all health departments continue to provide traditional public health services such as Family Planning, Communicable Disease Surveillance and Management, Breast and Cervical Cancer Screening, Immunizations, and Women, Infants, and Children (WIC) services.

2. *State Funded Expansion of the Capacity of Federally Qualified Health Centers or FQHC Look-A-Likes.*

In fiscal year 2007, twenty-three (23) FQHCs with a total of eighty-four (84) sites received \$6 million in funding to expand existing capacity of primary care services in forty-one (41) of Tennessee’s ninety-five (95) counties. This provided funding for a total of two hundred seventeen thousand six hundred seventy-three (217,673) uninsured adult medical encounters. In fiscal year 2008, the FQHCs were allocated \$4.6 million of recurring funding and \$3 million of non-recurring funding for a total of \$7.6 million resulting in the provision of two hundred forty-one thousand seven hundred thirty-seven (241,737) uninsured adult medical encounters. In fiscal

year 2009, the FQHCs were allocated \$6.9 million, resulting in the provision of two hundred eighty thousand four hundred four (280,404) uninsured adult medical encounters. In fiscal year 2010, FQHCs were awarded \$5.1 million and provided two hundred ninety-six thousand nine hundred forty-two (296,942) uninsured adult medical encounters. The FQHCs were awarded \$5.1 million in fiscal year 2011 and provided two hundred ninety-four thousand four hundred twenty-seven (294,427) uninsured adult medical encounters. Tennessee received one New Access Point grant in fiscal year 2010-2011 to open a new Homeless Health Care Center in Nashville operated by United Neighborhood Health Services. In addition, three (3) community-based organizations received federal planning grants for the development of new FQHC sites in Lebanon, Hohenwald and Harrogate. At present, there are twenty-three (23) FQHCs and two (2) FQHC Look-A-Likes with one hundred fourteen (114) sites (including fifteen [15] sites that are also Local Health Departments) located in sixty-one (61) of Tennessee’s ninety-five (95) counties. Approximately 25% of the one hundred fourteen (114) FQHC sites are located in the state’s six (6) metro counties. Note: Attachment 7 lists FQHC locations.

Table 2:

FQHC Growth and State Funding, FY2007-FY2011		
State Fiscal Year Period	Allocation	Number of Uninsured Adult Medical Encounters
FY2007	\$6,000,000	217,673
FY2008	\$7,600,000	241,737
FY2009	\$6,900,000	280,404
FY2010	\$5,100,000	296,942
FY2011	\$5,100,000	294,427

These private, nonprofit, consumer-directed health care facilities provide high-quality, cost-effective and comprehensive primary and preventive care to medically underserved and uninsured Tennesseans. According to the Tennessee Primary Care Association (TPCA), on average approximately 40% of FQHC patients are uninsured; however, that number may be as high as 80% for some centers. Historically, FQHCs participated in Health Disparities Collaboratives, a national effort to improve health outcomes for all medically underserved people with chronic diseases, such as diabetes, cardiovascular disease, depression and asthma. This initiative has prepared FQHCs to begin transitioning to Patient Centered Medical Homes. Within the next two (2) years, all FQHCs will have an electronic health record and will meet meaningful use federal criteria. These centers are consistently providing the recommended standards of care for the aforementioned health conditions, which should result in improved health outcomes for participants. In addition, FQHCs are eligible and may participate in the

federal 340B Drug Pricing Program, which provides significant savings on pharmaceuticals for their patients.

3. *Statewide Expansion of the Capacity of Selected Faith-Based, Community-Based Rural Health, and Federally Funded Centers.* (Table 3)

In September of 2005, the Department of Health received an appropriation of approximately \$6.3 million by the General Assembly. The Department of Health accepted, reviewed, and awarded grant applications for expansion of primary care services among faith-based, community-based, rural health, and other federally funded centers. The grant process funded an additional sixty-seven (67) healthcare safety net providers and created expanded capacity in forty-four (44) counties. From July 15, 2005 (date of actual TennCare disenrollment) through June 30, 2006, this further expansion of the healthcare safety net resulted in basic primary care for an additional fifty-seven thousand six hundred seventy-one (57,671) uninsured adult Tennesseans (visit data was not required to be reported), which included a medical home for health conditions including hypertension, diabetes, hyperlipidemia allergies, and asthma. In addition, laboratory services, pharmacy services and referral to specialty care are provided.

A second phase of the Healthcare Safety Net Grant Application process was initiated during fiscal year 2007. The Department of Health accepted, reviewed, and implemented forty-two (42) grant awards. The healthcare safety net grantees provided one hundred sixty-four thousand six hundred eight (164,608) uninsured adult medical encounters during the July 1, 2006 through June 30, 2007 period. In fiscal year 2008, forty-four (44) grant awards were issued and the healthcare safety net grantees provided one hundred eight-five thousand five hundred (185,500) total uninsured adult medical encounters from July 1, 2007 through June 30, 2008. In fiscal year 2009, grant awards were issued to forty-one (41) safety net providers and the grantees provided one hundred sixty-two thousand one hundred forty-one (162,141) total uninsured adult medical encounters from July 1, 2008 through June 30, 2009. In fiscal year 2010, forty-eight (48) grant awards were issued and the safety net grantees provided one hundred seventy-two thousand six hundred fifty-six (172,656) primary care medical encounters. In fiscal year 2011, fifty-eight (58) healthcare safety net providers with clinics in thirty-two (32) of Tennessee's ninety-five (95) counties, received grant awards.* Twenty-three (23) or approximately 40% of the clinics were located in the state's six (6) Metro counties. The safety net grantees provided one hundred eighty four thousand six hundred seventy-eight (184,678) uninsured adult medical encounters from July 1, 2010 through June 30, 2011.

**Note: Fifty-eight (58) providers received sixty-five (65) grant awards. Some providers received both a primary care and dental grant.*

Table 3:

Community/Faith Based Growth and Funding, FY2007-FY2011		
State Fiscal Year Period	Allocation	Number of Uninsured Adult Medical Encounters
FY2007	\$6,000,000	164,608
FY2008	\$6,000,000	185,500
FY2009	\$6,000,000	162,141
FY2010	\$5,100,000	172,656
FY2011	\$5,100,000	184,678

Throughout each of these grant application processes, the Department of Health gave preference to applicants that proposed to provide primary care services to meet the needs of a Medically Underserved Area (MUA), Medically Underserved Population (MUP), or a Health Professional Shortage Area (HPSA) where current Safety Net services are limited. HPSAs are federally designated counties, parts of counties (such as census tracts), or public facilities that have been recognized as meeting or exceeding the standards of need for certain services. Primary care HPSAs meet or exceed the following thresholds:

- For a geographic designation, the population to physician ratio is greater than 3,500:1.
- For a population designation, a segment of the population experiencing barriers to care and a population to physician ratio that is greater than 3,000:1.
- For a facility designation, a public or private nonprofit medical facility is providing primary medical care services to an area or population group designated as having a shortage of primary care professional(s), and the facility has insufficient capacity to meet the primary care needs of that area or population group. A community health center or homeless clinic is an example of such a designation.

A listing of HPSAs, MUAs, and MUPs for primary care, dental, and mental health services is included as Attachments 1 and 2. (*Note: A map of the primary care HPSAs is included with Attachment 1.*)

In addition to providing funding support for primary care services, the Department of Health has also continued to award grants for innovative approaches to expanding access to primary care,

specialty care, and/or diagnostics for uninsured adults including, but not limited to, serving as a referral source for linking uninsured adults to these services. Agencies that received funding in fiscal year 2011 to serve as referral services for linking uninsured adults to these services were: Bridges to Care, Appalachian Mountain Project Access, Hamilton County Project Access, and Knox County Project Access.

The Bridges to Care network comprises nine (9) hospitals, seven (7) federally subsidized primary care clinics, ten (10) faith-based public and private hospital sponsored primary care clinics, four (4) dental clinics, four (4) mental health centers, three (3) alcohol and drug treatment centers. Uninsured adults enrolled in Bridges to Care have access by referral to approximately eight hundred fifty (850) volunteer physician specialists in the Bridges to Care Plus program. From July 1, 2010 through June 30, 2011, Bridges to Care coordinated services for three thousand six hundred ninety-two (3,692) primary care medical encounters. The Project Access networks also provide links for the uninsured to primary care medical homes, specialty care services, and diagnostics. Appalachian Mountain Project Access has a network of approximately five hundred (500) primary care physicians and physician extender volunteers, providing six thousand nine hundred nine (6,909) medical visits for uninsured adults during fiscal year 2011. The Hamilton County Project Access network is comprised of approximately six hundred (600) physician and physician extender volunteers, and coordinated services for fourteen thousand seven hundred sixty-eight (14,768) medical encounters in fiscal year 2011. Knox County Project Access is comprised of nearly one thousand one hundred (1,100) physicians and physician extender volunteer providers and coordinated services for thirteen thousand three hundred eighty-four (13,384) medical encounters in fiscal year 2011.

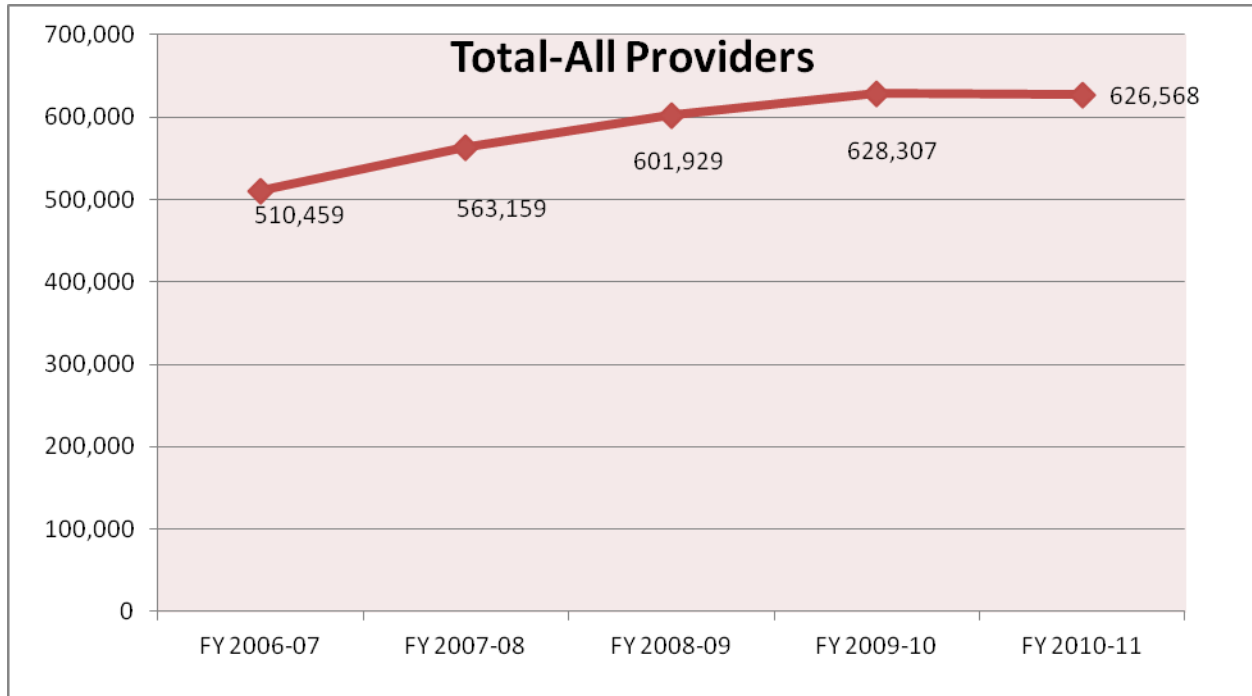
4. *Comparison of Healthcare Safety Net Uninsured Adult Medical Encounters for FY2007-2011*

Table 4:

	FY2007	FY2008	FY2009	FY2010	FY2011
Local Health Departments	128,178	135,922	159,384	158,709	147,463
Local Health Departments which are FQHCs	38,333	43,350	49,070	51,555	50,433
FQHCs (Non - LHD)	179,340	198,387	231,334	245,387	243,994
Community & Faith-Based	164,608	185,500	162,141	172,656	184,678
TOTAL:	510,459	563,159	601,929	628,307	626,568

Graph 1 (To complement Table 4):

Uninsured Adult Primary Care Visits in Local Health Departments and Safety Net Provider Sites FY2007-FY2011



5. Access to Statewide Dental Services

Safety Net legislation and funding were intended to enable provision of primary care to TennCare disenrollees and was not intended to exceed the level of previous benefits (e.g., TennCare does not cover adult dental services). There is no public mandate for the Department of Health to provide dental services. The Department strives to address oral health needs of vulnerable citizens and currently award grants for provision of emergency dental services to uninsured adults ages nineteen (19) to sixty-four (64).

Tennessee Department of Health (TDH) Dental Resources:

Different levels of supplemental funding from county governments, community partnerships, and other public and private agencies and organizations contribute to variation in availability of adult dental services across the state, e.g. some clinics are staffed five (5) days/week while others are staffed only one (1) to two (2) days per week.

Rural Regions

- In fifty-four (54) rural counties and one regional office, there are fifty-five (55) dental clinics located within the local public health departments. All fifty-five (55) of these clinics provided emergency dental care for adults in fiscal year 2011.
- The West Tennessee Regional Office Dental Clinic opened in March 2011 and provides comprehensive care to adults and children. Fourth year dental students from the University of Tennessee Health Sciences Center in Memphis rotate through the facility providing care to the underserved.

Metropolitan Regions

- Hamilton and Knox provide emergency dental care to uninsured adults ages nineteen (19) to sixty-four (64) at their health departments.
- The Metro Public Health Department in Davidson County provides adult emergency dental services at the Lentz Public Health Center. The Metro Public Health Department also coordinates services with the Matthew Walker Comprehensive Care Clinic to access additional adult emergency dental care.
- The Shelby County Health Department limits dental services to patients less than twenty-one (21) years of age but does provide screening, prescriptions, and referral to a full service dental clinic for adults coming to the clinic seeking adult emergency dental services.*
- The Jackson-Madison County Health Department does not currently provide dental services.
- Sullivan County Health Department ceased operations in September 2011 and no longer provides dental services to patients.

In fiscal year 2008, the Tennessee Department of Health initiated a dental safety net program for emergency dental services for uninsured adults ages nineteen (19) to sixty-four (64). Grants were awarded to seven (7) dental providers; emergency dental services (extractions) were provided to approximately three thousand two hundred eighty-five (3,285) uninsured adults. In fiscal year 2009, we were able to award seven (7) contracts to these same dental providers and six thousand three hundred eighty-one (6,381) extractions were performed for uninsured adults. In fiscal year 2010, fifteen (15) dental providers received uninsured adult safety net grants resulting in eighteen thousand sixteen (18,016) extractions from July 1, 2009 to June 30, 2010. In fiscal year

**This information is believed to be representative of the current status based on information provided by Shelby County.*

2011, sixteen (16) dental providers received grant awards and performed eighteen thousand seven hundred seventy-eight (18,778) uninsured adult emergency dental extractions from July 1, 2010 to June 30, 2011.

B. Behavioral Health Safety Net formerly known as “Mental Health Safety Net Expansion”

Statewide support for Existing Community Mental Health Agencies via funding for selective, healthcare safety net, behavioral health services offered by current community-based behavioral health providers.

In response to Tennessee Public Chapter No. 474 and Section 59 of the Tennessee Appropriations Act of 2005, the then Tennessee Department of Mental Health and Developmental Disabilities (TDMHDD), now the Tennessee Department of Mental Health (TDMH), created the Mental Health Safety Net (MHSN) to provide essential mental health services to the twenty one thousand (21,000) individuals identified as severely and /or persistently mentally ill (SPMI/SMI) of the one hundred ninety-one thousand (191,000) individuals who were disenrolled from the TennCare Program due to TennCare Reform. In July 2005, \$11.5 million was appropriated to fund the MHSN, also referred to as Clinical Therapeutics and Recovery (CTR). The MHSN covered vital core mental health services for individuals identified as SPMI, helping them lead more functional and productive lives in their communities. The MHSN would not have been possible without the successful partnership between the TDMH and the twenty (20) mental health agencies that agreed to be providers of services through the MHSN. Individuals who were registered into the MHSN were eligible to receive mental health services such as assessment, evaluation, diagnostic and therapeutic sessions; case management, psychiatric medication management, lab services related to medication management; and pharmacy assistance and coordination. In addition to these services, funds were allocated to the Tennessee Department of Finance and Administration to provide prescription assistance through CoverRx (a state prescription assistance program). On March 1, 2010, due to fiscal mandates, CoverRx removed the brand name atypical antipsychotic drugs from the formulary but still provides access to some generic versions, if available. Currently, CoverRx offers over two hundred fifty (250) generic and brand name drugs with a \$3, \$5, or \$8 co-pay. Each Provider also has a Pharmacy Assistance Coordinator(s) who assists service recipients in applying for CoverRx and accessing brand drugs through Pharmaceutical Manufacturer’s Patient Assistance Programs.

On January 1, 2009, the TDMH assumed full responsibility for the State Only program, the out-patient portion of the TennCare Partners initiative, which at the time was covering the provision of services to approximately twelve thousand (12,000) very low income Tennesseans diagnosed with SPMI. Therefore, the MHSN and State Only programs were merged into a single program and named the Behavioral Health Safety Net of Tennessee (BHSN of TN). At this time, the BHSN of TN became eligibility based and opened enrollment to all Tennesseans who met the

eligibility criteria. To facilitate the implementation of the BHSN of TN with its expanded enrollment base, an additional \$10 million was appropriated.

Beginning July 1, 2009, the TDMH agreed to offer three (3) BHSN of TN services to Daniels Class Dis-enrollees with Medicare and original MHSN individuals with Medicare who meet all other eligibility criteria except the age limit.

For fiscal year 2010-11, the BHSN of TN partnered with eighteen (18) Community Mental Health Providers and provided three hundred thirty-one thousand five hundred fifty-two (331,552) vital core behavioral health services to thirty two thousand ninety-two (32,092) distinct individuals residing in all ninety-five (95) counties of Tennessee. The eighteen (18) Community Mental Health Providers have one hundred fifty-one (151) clinics in seventy-three (73) counties with expanded service areas covering all ninety-five (95) counties of the state. The top three (3) services provided were: Case Management; Pharmacological Management; and Individual Therapy. Currently the program continues to function as listed below:

- Continued delivery of core mental health services through the Behavioral Health Safety Network of Providers including lab work related to medication management, pharmacy coordination and assistance, evaluation, diagnostic and therapeutic sessions.
- Continuation of services deliverable in pharmacological management, psychotherapy and case management.
- Continued program support for ongoing training and networking opportunities for Safety Net-Mental Healthcare Safety Net Providers.

C. Special Populations

1. Ryan White Part B Funds

Beginning in 2006, the General Assembly appropriated \$1.2 million of recurring state funding and \$3 million of one-time state funding to assist the Department of Health with providing HIV treatment for former TennCare clients. In fiscal year 2007, the General Assembly appropriated the same funds plus an additional \$3 million of healthcare safety net funding for the Ryan White Program to continue providing care. Funding for fiscal years 2008 through 2010 was continued at the same levels. These additional funds have enabled the Department to provide health services to more than one thousand one hundred (1,100) HIV positive clients who were disenrolled from TennCare, and a growing population of uninsured low income clients (three thousand one hundred seventy-two [3,172] HIV Drug Assistance Program and one thousand six hundred forty-seven [1,647] Insurance Assistance Program clients). These funds, along with \$6.1 million in drug company rebates in 2010, have allowed the Department to continue serving all individuals in the growing state program with critical HIV medications and outpatient medical services.

D. Insurance Options for Uninsured

1. CoverTN

Since launching in April 2007, CoverTN has provided an affordable, limited benefit – health insurance option to small businesses and their employees, the self-employed, working individuals and those between jobs who lack coverage. The health coverage is administered by BlueCross BlueShield of Tennessee and offers two plan options for members.

Members experienced no premium increase in 2011, which marked four (4) full years without a rate increase. The average member paid \$63 per month for their one-third share, which was matched by the state and the employer.

CoverTN suspended new enrollment effective December 31, 2009. This change had no impact on the program's current members and enabled the program to continue to operate within its financial means. The closure remains in effect at this time.

CoverTN had eighteen thousand three hundred sixty-six (18,366) members as of July 31, 2011.

2. CoverKids

Since 2007, qualifying families in Tennessee have been able to receive comprehensive health insurance through CoverKids, which serves children in families who do not qualify for TennCare but cannot afford private health coverage.

Administered by BlueCross BlueShield of Tennessee, the program covers children whose families earn within 250% of the federal poverty level (FPL), which was \$55,875 per year for a family of four (4) in 2011. Families earning more than 250% FPL continued to have the option of buying into the plan for a per-child-per-month premium.

CoverKids had forty-nine thousand eighty-one (49,081) children enrolled as of July 31, 2011.

3. AccessTN

Access TN provides comprehensive coverage for Tennesseans who are chronically ill and uninsurable because of their health status. While modeled after the state employee health plan, AccessTN has changed the benefit to accommodate the unique illness burden of its members. For example, AccessTN has a 50% medical benefit for pre-existing conditions for six (6) months before full benefits are paid, while all other state high risk pools exclude coverage for pre-existing conditions for periods up to twelve (12) months.

Total monthly premiums in 2011 for the program range from \$284 to \$1,225, depending on the plan option selected, and the member's age, weight and tobacco use. There are no income limits and no asset tests. In 2010, AccessTN closed the premium assistance option for new members. Current members who utilized premium assistance continue to do so and have an annual

certification of current income and any changes. In 2010, the newly created and federally funded Pre-existing Condition Insurance Plan (PCIP) became available to Tennesseans. As of June 30, 2011, four hundred nineteen (419) Tennesseans have enrolled in this plan.

Tennesseans who lack health insurance and cannot access private coverage because of pre-existing conditions may be eligible for coverage through the Pre-existing Condition Insurance Plan (PCIP). PCIP is administered by the United States Department of Health and Human Services. The program provides coverage to those who document a pre-existing medical condition with a denial letter from a private insurer and that they have been uninsured for at least six months. PCIP offers comprehensive coverage with a no pre-existing condition exclusion and a no annual or lifetime benefit limit. Like AccessTN, PCIP members are responsible for paying monthly premiums that may vary from \$133 to \$571 per month, depending on the individual's age.

AccessTN had three thousand five hundred thirty-six (3,536) members as of July 31, 2011.

E. Pharmacy Assistance

1. CoverRx

CoverRx is the state's pharmacy assistance program for Tennesseans who don't have prescription drug coverage. With a formulary of more than two hundred fifty (250) generic medications, as well as brand name insulin and diabetic supplies, CoverRx provides affordable medications to those who may otherwise be unable to fill prescriptions.

Qualifying CoverRx members pay no monthly premiums and only low, income-based co-pays for 30- and 90- day supplies of medications. Co-pays are based on household income and each member has a five prescription-per-month limit.

CoverRx has always included members of the Mental Health Safety Net population, who may receive a limited supply of specific brand name mental health medications in addition to the formulary.

CoverRx had forty-seven thousand one hundred forty (47,140) members as of July 31, 2011.

III.

SUMMARY

The Tennessee Department of Health has assessed the state of the healthcare safety net in Tennessee and evaluated “the array of services, adequacy of services, and access to care.” The assessment shows a comprehensive approach for healthcare safety net services both long and short term through a strong collaborative effort among state, public/private, not-for-profit and for-profit sectors. Notwithstanding variations in funding, steady increases in numbers of uninsured patient encounters have been recorded since 2006.

Behavioral health services are available through a network of eighteen (18) community mental health providers with one hundred fifty-one (151) sites in seventy three (73) counties with expanded service areas covering all ninety-five (95) counties of Tennessee. More than half of those eligible for mental health safety net services have enrolled in the program and are receiving benefits.

New enrollment in CoverTN remains suspended since December 31, 2009 due to stronger than expected open enrollment in 2009 and the program’s goal of continuing to operate within its financial means. Cover Kids enrollment, which was suspended on December 1, 2009, reopened on March 1, 2010 and continues to enroll eligible children. AccessTN continues to provide comprehensive coverage for members who are chronically ill and uninsurable due to their health status.

Case management as a component of the healthcare safety net both formally and informally has significantly helped in assisting the uninsured obtain necessary services. For example, programs such as Project Access and Bridges to Care have provided thousands of uninsured Tennesseans assistance with obtaining services such as specialty care, diagnostic services, hospitalizations, and in some instances even surgical procedures at little to no cost to the individual. These models are a means to expand the patient service area in contiguous and outlying counties.

Attachment 1 is the most current overview available by county of the Federal Health Professional Shortage Areas for primary care, dental health, and mental health. In addition, Attachment 2 displays the Medically Underserved Areas (MUAs) by county and census tracts. Attachment 3 is a table showing Unduplicated Department of Health Dental Patients and Visits by Region and County. Attachments 4, 5, and 6 are buffer maps showing accessibility of primary care services within a thirty (30) mile radius at local health departments, federally qualified health centers, and safety net primary care sites. Attachment 7 is a table of healthcare safety net service provision broken down by region and county including FQHC sites, health departments offering primary care services, faith-based or community-based grantees, mental health service providers, adult dental services through the health departments, adult dental emergency safety net sites, and adult dental services available at FQHCs.

**FEDERAL HEALTH PROFESSIONAL SHORTAGE AREAS
FOR PRIMARY CARE, DECEMBER 2011**

County	Area Name/Parts	Type of Designation
Anderson	None	No HPSAs in this county
Bedford	Low-Income Population	Population
	Wartrace Family Practice	Facility
	Bedford Urgent Care	Facility
	Lynette M. Adams, M.D.	Facility
Benton	None	No HPSAs in this county
Bledsoe	All	Geographic
	Ocoee Regional Health Center - Bledsoe County Primary Care Center	Facility
Blount	Cherokee Health Systems - Alcoa Good Samaritan Community Health Center	Facility
Bradley	Ocoee Regional Health Center - Cleveland Family Health Care Center	Facility
Campbell	Dayspring Family Health Center, Inc. - Indian Mountain Clinic	Facility
	REACHS LaFollette Community Health Center	Facility
Cannon	Low-Income Population	Population
	Upper Cumberland Primary Care Project - Cannon County Health Department	Facility
Carroll	None	No HPSAs in this county
Carter	Rural Health Services Consortium, Inc. - Roan Mountain Medical Center	Facility
Cheatham**	All	Geographic
	Family Health Center – Ashland City	Facility
Chester	Rickard Clinic	Facility
	Hardeman County Community Health Center - Henderson Health Center	Facility
Claiborne	Low-Income Population	Population
	Cherokee Health Systems - New Tazewell Center	Facility
	Dayspring Family Health Center, Inc. - Clear Fork Clinic	Facility
Clay	Low-Income Population	Population
	Upper Cumberland Primary Care Project - Clay County Health Department	Facility
Cocke	Rural Medical Services - Cosby Center - Grassy Fork Center - Newport Center - Parrottsville Center & Migrant Program	Facility
	Cherokee Health Systems - Cocke County Center, Newport	Facility
Coffee	None	No HPSAs in this county
Crockett	None	No HPSAs in this county
Cumberland	Low-Income Population	Population
	Upper Cumberland Primary Care Project - Cumberland County Health Department	Facility
Davidson	Bordeaux/Inglewood Census Tracts:	Population
	101.02	Census Tract
	109.03	Census Tract
	109.04	Census Tract
	110.01	Census Tract
	110.02	Census Tract
	113	Census Tract
	114	Census Tract
	117	Census Tract

*Counties highlighted in gray have no HPSAs.

** The Primary Care HPSA designation for Cheatham County was proposed for withdrawal in December 2011 based upon review by the Tennessee Office of Primary Care during the 2011 federal HPSA renewal cycle.

**FEDERAL HEALTH PROFESSIONAL SHORTAGE AREAS
FOR PRIMARY CARE, DECEMBER 2011**

Attachment 1

County	Area Name/Parts	Type of Designation
Davidson (continued)	128.01	Census Tract
	118	Census Tract
	119	Census Tract
	123	Census Tract
	124	Census Tract
	125	Census Tract
	126	Census Tract
	127.01	Census Tract
	127.02	Census Tract
	128.02	Census Tract
	South Nashville/Vine Hill Census Tracts:	Population
	148	Census Tract
	160	Census Tract
	161	Census Tract
	162	Census Tract
	163	Census Tract
	170	Census Tract
	171	Census Tract
	Matthew Walker Comprehensive Health Center, Inc.	Facility
	Stewart County CHC	Facility
	University Community Health Services - Parthenon Towers Clinic - Vine Hill Community Clinic	Facility
	United Neighborhood Health Services, Inc. - Cayce Family Health Center - Waverly Belmont Family Health Center - Madison Family Clinic - Main Street Family Clinic - Northeast Family Clinic - Wallace Road Family Clinic - Dalewood School Clinic - Healthcare for the Homeless - Downtown Clinic at the Nashville Rescue Mission	Facility
	Prohealth Medical Center at Southern Hills	Facility
Decatur	Low Income Population	Population
	Jennings Family Medical Clinic	Facility
DeKalb	Upper Cumberland Primary Care Project - DeKalb County Health Department	Facility
Dickson	Low-Income Population	Population
Dyer	None	No HPSAs in this county
Fayette	Memphis Health Center - Rossville Health Center	Facility
Fentress	All	Geographic
	Upper Cumberland Primary Care Project - Fentress County Health Department	Facility
Franklin	None	No HPSAs in this county
Gibson	None	No HPSAs in this county
Giles	Low-Income Population	Population
Grainger	Cherokee Health Systems - Bean Station Medical Center - Blaine Health Center - Washburn Medical Center	Facility
Greene	Rural Health Service Consortium - Baileyton Medical Center	Facility
Grundy	Low-Income Population	Population
	Ocoee Regional Health Corporation - Grundy County Primary Care Center	Facility
Hamblen	Cherokee Health Systems - Morristown Center - Talbott	Facility

*Counties highlighted in gray have no HPSAs.

**FEDERAL HEALTH PROFESSIONAL SHORTAGE AREAS
FOR PRIMARY CARE, DECEMBER 2011**

County	Area Name/Parts	Type of Designation
Hamilton	County Health Department – CHC	Facility
	Erlanger Health System – CHC	Facility
	Southside Community Health Center - Southside Community Health Center - Dodson Ave. Community Health Center	Facility
	Hamilton County Health – Homeless Health Care	Facility
Hancock	All	Geographic
	Rural Health Services Consortium, Inc. - Hancock Medical Center - Sneedville Medical Center	Facility
Hardeman	All	Geographic
	Hardeman County Community Health Center - Bolivar Health Center	Facility
	New Hope Family Health Center, Inc	Facility
Hardin	Lifespan - Lifespan Health - Lifespan Health – Guinn Street - Lifespan Kids	Facility
Hawkins	Rodgersville Service Area - Beech Creek CCD – Minor Civil Division - Bulls Gap CCD – Minor Civil Division - Eidson CCD – Minor Civil Division - Mooresburg CCD – Minor Civil Division - Rodgersville CCD – Minor Civil Division - Surgoinsville CCD – Minor Civil Division	Geographic
	Rural Health Services Consortium - Bulls Gap Medical Center - Hawkins Medical Center - West Main Medical Center	Facility
Haywood	All	Geographic
	Hardeman County Community Health Center - Stanton Health Center	Facility
Henderson	Low-Income Population	Population
Henry	None	No HPSAs in this county
Hickman	All	Geographic
	Three Rivers Community Health Group – Hickman	Facility
Houston	All	Geographic
Humphreys	Low-Income Population	Population
Jackson	All	Geographic
	Upper Cumberland Primary Care Project - Jackson County Health Department	Facility
Jefferson	Cherokee Health Systems - Jefferson City	Facility
	Rural Medical Services - Chestnut Hill Center	Facility
Johnson	All	Geographic
	Rural Health Services Consortium, Inc. - Mountain City Medical Center	Facility
Knox	Lakeshore Mental Health	Facility
	Cherokee Health Systems - Center City Clinic, Knoxville - Knox County Health Department - North Broadway Homeless Clinic - North Knoxville - West Knoxville	Facility
Lake	All	Geographic
	Citizens of Lake County for Health Care, Inc. - Lake County Primary Health Care Center - William B. Acree Clinic	Facility
Lauderdale	All	Geographic
	Christian Family Medicine	Facility
	Rural Health Clinics of West Tennessee – East Main	Facility
	Rural Health Clinics of West Tennessee – Anthony Site	Facility

*Counties highlighted in gray have no HPSAs.

**FEDERAL HEALTH PROFESSIONAL SHORTAGE AREAS
FOR PRIMARY CARE, DECEMBER 2011**

Attachment 1

County	Area Name/Parts	Type of Designation
Lawrence	Low-Income Population	Population
Lewis	All	Geographic
Lincoln	None	No HPSAs in this county
Loudon	Cherokee Health Systems - Loudon County	Facility
Macon	Low –Income Population	Population
	Upper Cumberland Primary Care Project - Macon County Health Department	Facility
Madison	East Jackson Census Tracts:	Geographic
	4	Census Tract
	5	Census Tract
	6	Census Tract
	7	Census Tract
	8	Census Tract
	9	Census Tract
	10	Census Tract
	11	Census Tract
Marion	None	No HPSAs in this county
Marshall	All	Geographic
Maury	Prohealth Medical Center - Prohealth Columbia Community Care Clinic	Facility
McMinn	Cherokee Health Systems - Englewood Center	Facility
McNairy	None	No HPSAs in this county
Meigs	All	Geographic
	Ocoee Regional Health Center - Meigs County Primary Care Center	Facility
Monroe	CHOTA Community Health Services - Tellico - Vonore - Tellico Plains Elementary - Tellico Plains High	Facility
Montgomery	Matthew Walker Comprehensive Health Center	Facility
Moore	Low-Income Population	Population
Morgan	All	Geographic
	Morgan County Health Council, Inc. - Morgan County Medical Center - Deer Lodge Medical Center	Facility
Obion	Low-Income Population (Obion/Weakley)	Population
Overton	Low-Income Population	Population
	Upper Cumberland Primary Care - Overton County Health Department	Facility
Perry	Low-Income Population	Population
	Three Rivers Community Health Group – Perry	Facility
Pickett	Upper Cumberland Primary Care - Pickett County Health Department	Facility
Polk	Ocoee Regional Health Center - Benton Family Health Center	Facility
Putnam	Upper Cumberland Regional TN Department of Health Baxter Medical Clinic	Facility
	Upper Cumberland Primary Care - Putnam County Health Department	Facility
Rhea	Low-Income Population	Population
	Ocoee Regional Health Center - Rhea County Primary Care Center	Facility
Roane	Low-Income Population	Population
	Mountain City Medical Center	Facility
Robertson	None	No HPSAs in this county
Rutherford	Rutherford County Primary Care	Facility

*Counties highlighted in gray have no HPSAs.

**FEDERAL HEALTH PROFESSIONAL SHORTAGE AREAS
FOR PRIMARY CARE, DECEMBER 2011**

County	Area Name/Parts	Type of Designation
Scott	Mountain People's Health Councils - Area Health Center (Norma) - Highland Health Center - Huntsville Primary Care Center - Oneida Clinic - Winfield Medical Center	Facility
Sequatchie	None	No HPSAs in this county
Sevier	Cherokee Health Systems - Sevier County	Facility
Shelby	Northwest Memphis Census Tracts:	Population
	2	Census Tract
	3	Census Tract
	4	Census Tract
	5	Census Tract
	6	Census Tract
	7	Census Tract
	8	Census Tract
	9	Census Tract
	10	Census Tract
	11	Census Tract
	12	Census Tract
	13	Census Tract
	14	Census Tract
	15	Census Tract
	17	Census Tract
	18	Census Tract
	19	Census Tract
	20	Census Tract
	21	Census Tract
	22	Census Tract
	23	Census Tract
	24	Census Tract
	25	Census Tract
	27	Census Tract
	28	Census Tract
	30	Census Tract
	36	Census Tract
	89	Census Tract
	90	Census Tract
	99	Census Tract
	100	Census Tract
	101.10	Census Tract
	101.20	Census Tract
	102.10	Census Tract
	102.20	Census Tract
	103	Census Tract
	205.11	Census Tract
	205.12	Census Tract
	205.21	Census Tract
	205.22	Census Tract
	Southwest Memphis Census Tracts:	Population
	37	Census Tract
	38	Census Tract
	39	Census Tract
	40	Census Tract
	41	Census Tract
	44	Census Tract
	45	Census Tract
	46	Census Tract

*Counties highlighted in gray have no HPSAs.

**FEDERAL HEALTH PROFESSIONAL SHORTAGE AREAS
FOR PRIMARY CARE, DECEMBER 2011**

County	Area Name/Parts	Type of Designation
Shelby (continued)	105	Census Tract
	47	Census Tract
	48	Census Tract
	49	Census Tract
	50	Census Tract
	51	Census Tract
	53	Census Tract
	54	Census Tract
	55	Census Tract
	56	Census Tract
	57	Census Tract
	58	Census Tract
	59	Census Tract
	60	Census Tract
	61	Census Tract
	62	Census Tract
	63	Census Tract
	64	Census Tract
	65	Census Tract
	66	Census Tract
	67	Census Tract
	68	Census Tract
	69	Census Tract
	70	Census Tract
	73	Census Tract
	74	Census Tract
	75	Census Tract
	78.10	Census Tract
	78.21	Census Tract
	78.22	Census Tract
	79	Census Tract
	80	Census Tract
	81.10	Census Tract
	81.20	Census Tract
	82	Census Tract
	84	Census Tract
	104.10	Census Tract
	104.20	Census Tract
	106.10	Census Tract
	106.20	Census Tract
	106.30	Census Tract
	108.10	Census Tract
	109	Census Tract
	110.10	Census Tract
	110.20	Census Tract
	217.31	Census Tract
	220.10	Census Tract
	220.21	Census Tract
	220.22	Census Tract
	221.11	Census Tract
	221.12	Census Tract
	222.10	Census Tract
	222.20	Census Tract
	223.10	Census Tract
	223.21	Census Tract
	223.22	Census Tract
	223.30	Census Tract
	224.10	Census Tract
	224.21	Census Tract

*Counties highlighted in gray have no HPSAs.

**FEDERAL HEALTH PROFESSIONAL SHORTAGE AREAS
FOR PRIMARY CARE, DECEMBER 2011**

Attachment 1

County	Area Name/Parts	Type of Designation
Shelby (continued)	224.22	Census Tract
	Federal Correctional Institution, Memphis	Facility
	Christ Community Medical Clinic - Third Street Clinic - Broad Ave Health Center - Christ Community Health Services Mobile Van - Frayser Health Center - Hickory Hill Health Center - Orange Mound Health Center	Facility
	Memphis Health Center, Inc. - Memphis Health Center - Towne Center Family Services	Facility
Smith	Upper Cumberland Primary Care Project - Smith County Health Department	Facility
Stewart	All	Geographic
	Stewart County Health Department	Facility
Sullivan	Rural Health Services Consortium, Inc. - Bluff City Medical Center - Kingsport Medical Center	Facility
Sumner	None	No HPSAs in this county
Tipton	None	No HPSAs in this county
Trousdale	United Neighborhood Health Services - Hartsville Family Clinic	Facility
Unicoi	Rural Health Service Consortium - Dry Creek Medical Center	Facility
Union	All	Geographic
	Cherokee Health Systems - Union County Health Department, Maynardville	Facility
Van Buren	All	Geographic
	Upper Cumberland Primary Care Project - Van Buren County Health Department	Facility
Warren	Low-Income Population	Population
	Pioneer Pediatrics	Facility
	Upper Cumberland Primary Care Project - Warren County Health Department	Facility
Washington	East Tennessee State University College of Nursing - Asbury Research Family Resource Center - Johnson City Downtown Clinic - Johnson City Downtown Clinic Day Center	Facility
	Rural Health Services Consortium, Inc. - Limestone Medical Center	Facility
Wayne	Low-Income Population	Population
	Lifespan - Natchez Trace Family Health & Birth Center - Lifespan Clinton	Facility
Weakley	Low-Income Population (Obion / Weakley)	Population
White	Upper Cumberland Primary Care - White County Health Department	Facility
Williamson	Prohealth Rural Health Services, Inc. (Franklin)	Facility
Wilson	None	No HPSAs in this county

*Counties highlighted in gray have no HPSAs.

**FEDERAL HEALTH PROFESSIONAL SHORTAGE AREAS
FOR DENTAL CARE, DECEMBER 2011**

Attachment 1

County	Area Name/Parts	Type of Designation
Anderson	Low-Income Population	Population
Bedford	Low-Income Population	Population
	Lynette M. Adams, M.D.	Facility
Benton	Low-Income Population	Population
Bledsoe	Low-Income Population	Population
Blount	None	No HPSAs in this county
Bradley	Low-Income Population	Population
Campbell	All	Geographic
	Community Health of East TN CHC	Facility
	REACHS Community Health Center	Facility
	Dayspring Family Health	Facility
Cannon	Low-Income Population	Population
Carroll	Low-Income Population	Population
Carter	Low-Income Population	Population
Cheatham	All	Geographic
Chester	Low-Income Population	Population
Claiborne	Low-Income Population	Population
Clay	Low-Income Population	Population
Cocke	All	Geographic
	Rural Medical Services, Inc.	Facility
Coffee	Low-Income Population	Population
Crockett	Low-Income Population	Population
Cumberland	Low-Income Population	Population
Davidson	Bordeaux/Inglewood Census Tracts:	Geographic
	101.02	Census Tract
	109.03	Census Tract
	109.04	Census Tract
	110.01	Census Tract
	110.02	Census Tract
	113	Census Tract
	114	Census Tract
	117	Census Tract
	118	Census Tract
	119	Census Tract
	123	Census Tract
	124	Census Tract
	125	Census Tract
	126	Census Tract
	127.01	Census Tract
	127.02	Census Tract
	128.01	Census Tract
	128.02	Census Tract
	South Nashville/Vine Hill Census Tracts:	Geographic
	148	Census Tract
	160	Census Tract
	161	Census Tract
	162	Census Tract
	163	Census Tract
	170	Census Tract
	171	Census Tract
	Healthcare for the Homeless/Nashville Metropolitan Health Department	Facility
	United Neighborhood Health	Facility

*Counties highlighted in gray have no HPSAs.

**FEDERAL HEALTH PROFESSIONAL SHORTAGE AREAS
FOR DENTAL CARE, DECEMBER 2011**

Attachment 1

County	Area Name/Parts	Type of Designation
Davidson (continued)	Matthew Walker Comprehensive Health Center, Inc.	Facility
	Stewart County CHC	Facility
	University Community Health Services	Facility
Decatur	Low-Income Population	Population
	Jennings Family Medical Clinic	Facility
DeKalb	Low-Income Population	Population
Dickson	None	No HPSAs in this county
Dyer	Low-Income Population	Population
Fayette	Low-Income Population	Population
Fentress	Low-Income Population	Population
Franklin	Low-Income Population	Population
Gibson	Low-Income Population	Population
Giles	Low-Income Population	Population
Grainger	Low-Income Population	Population
Greene	Low-Income Population	Population
Grundy	All	Geographic
Hamblen	Low-Income Population	Population
	Cherokee Health Systems	Facility
Hamilton	Low Income Population	Population
	Chattanooga/East Ridge Census Tracts:	Population
	1	Census Tract
	2	Census Tract
	3	Census Tract
	4	Census Tract
	10	Census Tract
	11	Census Tract
	12	Census Tract
	13	Census Tract
	14	Census Tract
	15	Census Tract
	16	Census Tract
	18	Census Tract
	19	Census Tract
	20	Census Tract
	23	Census Tract
	24	Census Tract
	25	Census Tract
	26	Census Tract
	28	Census Tract
	29	Census Tract
	30	Census Tract
	31	Census Tract
	32	Census Tract
	33	Census Tract
	34	Census Tract
	114.03	Census Tract
	115	Census Tract
	116	Census Tract
	117	Census Tract
	118	Census Tract
	119	Census Tract
	121	Census Tract
	North Chattanooga Census Tracts:	Population
	6	Census Tract
	7	Census Tract

*Counties highlighted in gray have no HPSAs.

**FEDERAL HEALTH PROFESSIONAL SHORTAGE AREAS
FOR DENTAL CARE, DECEMBER 2011**

Attachment 1

County	Area Name/Parts	Type of Designation
Hamilton (continued)	8	Census Tract
	106	Census Tract
	107	Census Tract
	108	Census Tract
	109	Census Tract
	Chattanooga/Hamilton County Health Department	Facility
	Erlanger Health Systems	Facility
	Southside & Dodson Avenue – CHC	Facility
Hancock	All	Geographic
Hardeman	Low-Income Population	Population
	Hardeman County Community Health Center	Facility
Hardin	Low-Income Population	Population
	Lifespan Health – CHC	Facility
Hawkins	Low-Income Population	Population
	Rural Health Services Consortium, Inc.	Facility
Haywood	Low-Income Population	Population
Henderson	Low-Income Population	Population
Henry	Low-Income Population	Population
Hickman	Low-Income Population	Population
Houston	All	Geographic
Humphreys	All	Geographic
Jackson	Low-Income Population	Population
Jefferson	Low-Income Population	Population
Johnson	Low-Income Population	Population
Knox	Low-Income Population	Population
	1	Census Tract
	2	Census Tract
	3	Census Tract
	4	Census Tract
	5	Census Tract
	6	Census Tract
	7	Census Tract
	8	Census Tract
	9	Census Tract
	10	Census Tract
	11	Census Tract
	12	Census Tract
	13	Census Tract
	14	Census Tract
	15	Census Tract
	16	Census Tract
	17	Census Tract
	18	Census Tract
	19	Census Tract
	20	Census Tract
	24	Census Tract
	26	Census Tract
	27	Census Tract
	28	Census Tract
	29	Census Tract
	30	Census Tract
	Cherokee Health Systems – CHC	Facility
Lake	All	Geographic
	Lake County Community Health Center	Facility
Lauderdale	Low-Income Population	Population
	Christian Family Medicine, Inc.	Facility

*Counties highlighted in gray have no HPSAs.

**FEDERAL HEALTH PROFESSIONAL SHORTAGE AREAS
FOR DENTAL CARE, DECEMBER 2011**

County	Area Name/Parts	Type of Designation
Lauderdale (continued)	Rural Health Clinics of West Tennessee – East Main	Facility
	Rural Health Clinics of West Tennessee – Anthony Site	Facility
Lawrence	All	Geographic
Lewis	All	Geographic
Lincoln	Low-Income Population	Population
Loudon	None	No HPSAs in this county
Macon	Low-Income Population	Population
Madison	Low-Income Population	Population
Marion	All	Geographic
Marshall	All	Geographic
Maury	None	No HPSAs in this county
McMinn	Low-Income Population	Population
McNairy	Low-Income Population	Population
Meigs	All	Geographic
Monroe	Low-Income Population	Population
	Chota Community Health Services	Facility
	Women’s Wellness and Maternity Center	Facility
Montgomery	Low-Income Population	Population
Moore	All	Geographic
Morgan	Low-Income Population	Population
	Morgan County Health Council, Inc.	Facility
Obion	Low-Income Population	Population
Overton	All	Geographic
Perry	All	Geographic
	Perry County Medical Center, Inc	Facility
Pickett	Low-Income Population	Population
Polk	Low-Income Population	Population
	Ocoee Regional Health Center	Facility
Putnam	Low-Income Population	Population
	Upper Cumberland Primary Care Project	Facility
Rhea	Low-Income Population	Population
Roane	Low-Income Population	Population
Robertson	None	No HPSAs in this county
Rutherford	Rutherford County Primary Care	Facility
Scott	Low-Income Population	Population
	Mountain People’s Health Council, Inc.	Facility
Sequatchie	Low-Income Population	Population
Sevier	Low-Income Population	Population
Shelby	SW Memphis/Whitehaven-Levi Census Tracts:	Population
	37	Census Tract
	38	Census Tract
	39	Census Tract
	40	Census Tract
	41	Census Tract
	44	Census Tract
	45	Census Tract
	46	Census Tract
	47	Census Tract
	48	Census Tract
	49	Census Tract
	50	Census Tract
	51	Census Tract
	53	Census Tract
	54	Census Tract

*Counties highlighted in gray have no HPSAs.

**FEDERAL HEALTH PROFESSIONAL SHORTAGE AREAS
FOR DENTAL CARE, DECEMBER 2011**

Attachment 1

County	Area Name/Parts	Type of Designation
Shelby (continued)	55	Census Tract
	56	Census Tract
	57	Census Tract
	58	Census Tract
	59	Census Tract
	60	Census Tract
	61	Census Tract
	62	Census Tract
	63	Census Tract
	64	Census Tract
	65	Census Tract
	66	Census Tract
	67	Census Tract
	68	Census Tract
	69	Census Tract
	70	Census Tract
	73	Census Tract
	74	Census Tract
	75	Census Tract
	78.10	Census Tract
	78.21	Census Tract
	78.22	Census Tract
	79	Census Tract
	80	Census Tract
	81.10	Census Tract
	81.20	Census Tract
	82	Census Tract
	84	Census Tract
	104.10	Census Tract
	104.20	Census Tract
	105	Census Tract
	106.10	Census Tract
	106.20	Census Tract
	106.30	Census Tract
	108.10	Census Tract
	109	Census Tract
	110.10	Census Tract
	110.20	Census Tract
	217.31	Census Tract
	220.10	Census Tract
	220.21	Census Tract
	220.22	Census Tract
	221.11	Census Tract
	221.12	Census Tract
	222.10	Census Tract
	222.20	Census Tract
	223.10	Census Tract
	223.21	Census Tract
	223.22	Census Tract
	223.30	Census Tract
	224.10	Census Tract
	224.21	Census Tract
	224.22	Census Tract
	Millington Census Tracts:	Population
	201.00	Census Tract
	202.10	Census Tract

*Counties highlighted in gray have no HPSAs.

**FEDERAL HEALTH PROFESSIONAL SHORTAGE AREAS
FOR DENTAL CARE, DECEMBER 2011**

County	Area Name/Parts	Type of Designation
Shelby (continued)	203	Census Tract
	204	Census Tract
	NW Memphis/Frayser Census Tracts:	Population
	2	Census Tract
	3	Census Tract
	4	Census Tract
	5	Census Tract
	6	Census Tract
	7	Census Tract
	8	Census Tract
	9	Census Tract
	10	Census Tract
	11	Census Tract
	12	Census Tract
	13	Census Tract
	14	Census Tract
	15	Census Tract
	17	Census Tract
	18	Census Tract
	19	Census Tract
	20	Census Tract
	21	Census Tract
	22	Census Tract
	23	Census Tract
	24	Census Tract
	25	Census Tract
	27	Census Tract
	28	Census Tract
	30	Census Tract
	34	Census Tract
	36	Census Tract
	88	Census Tract
	89	Census Tract
	90	Census Tract
	99	Census Tract
	100	Census Tract
	101.10	Census Tract
	101.20	Census Tract
	102.10	Census Tract
	102.20	Census Tract
	103	Census Tract
	205.11	Census Tract
	205.12	Census Tract
	205.21	Census Tract
	205.22	Census Tract
	205.42	Census Tract
	Christ Community Health Services	Facility
	Memphis Health Center, Inc.	Facility
Smith	All	Geographic
Stewart	Low-Income Population	Population
	Stewart County Community Medical Center – CHC	Facility
Sullivan	Low-Income Population	Population
Sumner	None	No HPSAs in this county
Tipton	All	Geographic
Trousdale	Low-Income Population	Population
Unicoi	Low-Income Population	Population

*Counties highlighted in gray have no HPSAs.

**FEDERAL HEALTH PROFESSIONAL SHORTAGE AREAS
FOR DENTAL CARE, DECEMBER 2011**

Attachment 1

County	Area Name/Parts	Type of Designation
Union	Low-Income Population	Population
Van Buren	All	Geographic
Warren	Low-Income Population	Population
	Pioneer Pediatrics	Facility
Washington	Low-Income Population	Population
	East Tennessee State University - CHC	Facility
Wayne	Low-Income Population	Population
Weakley	All	Geographic
White	Low-Income Population	Population
Williamson	Prohealth Rural Health Services (Franklin)	Facility
	Prohealth Rural Health Services (Fairview)	Facility
Wilson	None	No HPSAs in this county

*Counties highlighted in gray have no HPSAs.

**FEDERAL HEALTH PROFESSIONAL SHORTAGE AREAS
FOR MENTAL CARE, DECEMBER 2011**

Attachment 1

County	Catchment Area	Area Name/Parts	Type of Designation
Anderson		None	No HPSAs in this county
Bedford	19	All	Geographic
		Lynette M. Adams M.D.	Facility
Benton	21	All	Geographic
Bledsoe	12	All	Geographic
Blount		None	No HPSAs in this county
Bradley	10	All	Geographic
Campbell		Dayspring Family Health Center, Inc.	Facility
		Community Health of East TN – CHC	Facility
Cannon	9	All	Geographic
Carroll	21	All	Geographic
Carter		None	No HPSAs in this county
Cheatham	14	All	Geographic
Chester	24	All	Geographic
Claiborne	5	All	Geographic
Clay	9	All	Geographic
Cocke	5	All	Geographic
		Rural Medical Services, Inc.	Facility
Coffee	19	All	Geographic
Crockett	22	All	Geographic
Cumberland	9	All	Geographic
Davidson		Middle Tennessee Mental Health Institute	Facility
		Healthcare For The Homeless/Nashville Metropolitan Health Department	Facility
		United Neighborhood Health Services, Inc.	Facility
		Matthew Walker Comprehensive Health Center, Inc.	Facility
		University Community Health Services	Facility
Decatur	24	All	Geographic
		Jennings Family Medical Clinic	Facility
DeKalb	9	All	Geographic
Dickson	14	All	Geographic
Dyer	22	All	Geographic
Fayette	25	All	Geographic
Fentress	9	All	Geographic
Franklin	19	All	Geographic
Gibson	21	All	Geographic
Giles	20	All	Geographic
Grainger	5	All	Geographic
Greene	4	All	Geographic
Grundy	12	All	Geographic
Hamblen	5	All	Geographic
		Cherokee Health Systems	Facility
Hamilton		Homeless Health Care Center, Chattanooga Health Department	Facility
Hancock	4	All	Geographic
Hardeman	24	All	Geographic
		Hardeman County Community Health Center	Facility
		Western State Mental Health Institution	Facility
Hardin	24	All	Geographic
		Lifespan Health - CHC	Facility
Hawkins	4	All	Geographic
		Rural Health Services Consortium, Inc.	Facility

*Counties highlighted in gray have no HPSAs.

**FEDERAL HEALTH PROFESSIONAL SHORTAGE AREAS
FOR MENTAL CARE, DECEMBER 2011**

Attachment 1

County	Catchment Area	Area Name/Parts	Type of Designation
Haywood	23	All	Geographic
Henderson	23	All	Geographic
Henry	21	All	Geographic
Hickman	20	All	Geographic
Houston	14	All	Geographic
Humphreys	14	All	Geographic
Jackson	9	All	Geographic
Jefferson	5	All	Geographic
Johnson		None	No HPSAs in this county
Knox		Cherokee Health Systems	Facility
Lake	22	All	Geographic
		Citizens of Lake County for Health Care, Inc. - Lake County Primary Health Care Center - William B. Acree Clinic	Facility
Lauderdale	25	All	Geographic
		Christian Family Medicine, Inc.	Facility
		Rural Health Clinics of West Tennessee – West Main	Facility
		Rural Health Clinics of West Tennessee – Anthony Site	Facility
Lawrence	20	All	Geographic
Lewis	20	All	Geographic
Lincoln	19	All	Geographic
Loudon		None	No HPSAs in this county
Macon	9	All	Geographic
Madison	23	All	Geographic
Marion	12	All	Geographic
Marshall	20	All	Geographic
Maury	20	All	Geographic
McMinn	10	All	Geographic
McNairy	24	All	Geographic
Meigs	10	All	Geographic
Monroe		CHOTA Community Health Center	Facility
Montgomery	14	All	Geographic
Moore	19	All	Geographic
Morgan		Morgan County Health Council, Inc.	Facility
Obion	22	All	Geographic
Overton	9	All	Geographic
Perry	20	All	Geographic
		Perry County Medical Center, Inc.	Facility
Pickett	9	All	Geographic
Polk	10	All	Geographic
		Ocoee Regional Health Center	Facility
Putnam	9	All	Geographic
		Upper Cumberland Primary Care Project	Facility
Roane		None	No HPSAs in this county
Rhea	12	All	Geographic
Robertson	14	All	Geographic
Rutherford		Rutherford County Primary Care	Facility
Scott		Mountain People’s Health Council, Inc.	Facility
Sequatchie	12	All	Geographic
Sevier		None	No HPSAs in this county

*Counties highlighted in gray have no HPSAs.

**FEDERAL HEALTH PROFESSIONAL SHORTAGE AREAS
FOR MENTAL CARE, DECEMBER 2011**

County	Catchment Area	Area Name/Parts	Type of Designation
Shelby		Memphis Health Center, Inc.	Facility
		Northwest Memphis/Frayser Census Tracts	Population
		2	Census Tract
		3	Census Tract
		4	Census Tract
		5	Census Tract
		6	Census Tract
		7	Census Tract
		8	Census Tract
		9	Census Tract
		10	Census Tract
		11	Census Tract
		12	Census Tract
		13	Census Tract
		14	Census Tract
		15	Census Tract
		17	Census Tract
		18	Census Tract
		19	Census Tract
		20	Census Tract
		21	Census Tract
		22	Census Tract
		23	Census Tract
		24	Census Tract
		25	Census Tract
		27	Census Tract
		28	Census Tract
		30	Census Tract
		34	Census Tract
		36	Census Tract
		88	Census Tract
		89	Census Tract
		90	Census Tract
		99	Census Tract
		100	Census Tract
		101.10	Census Tract
		101.20	Census Tract
		102.10	Census Tract
		102.20	Census Tract
		103	Census Tract
		205.11	Census Tract
		205.12	Census Tract
		205.21	Census Tract
		205.22	Census Tract
		205.42	Census Tract
		Southwest Memphis/Whitehaven-Levi Census Tracts:	Population
		37	Census Tract
		38	Census Tract
		39	Census Tract
		40	Census Tract
		41	Census Tract
		44	Census Tract
		45	Census Tract
		46	Census Tract
		47	Census Tract

*Counties highlighted in gray have no HPSAs.

**FEDERAL HEALTH PROFESSIONAL SHORTAGE AREAS
FOR MENTAL CARE, DECEMBER 2011**

County	Catchment Area	Area Name/Parts	Type of Designation
Shelby (cont)		48	Census Tract
		49	Census Tract
		50	Census Tract
		51	Census Tract
		53	Census Tract
		54	Census Tract
		55	Census Tract
		56	Census Tract
		57	Census Tract
		58	Census Tract
		59	Census Tract
		60	Census Tract
		61	Census Tract
		62	Census Tract
		63	Census Tract
		64	Census Tract
		65	Census Tract
		66	Census Tract
		67	Census Tract
		68	Census Tract
		69	Census Tract
		70	Census Tract
		73	Census Tract
		74	Census Tract
		75	Census Tract
		78.10	Census Tract
		78.21	Census Tract
		78.22	Census Tract
		79	Census Tract
		80	Census Tract
		81.10	Census Tract
		81.20	Census Tract
		82	Census Tract
		84	Census Tract
		104.10	Census Tract
		104.20	Census Tract
		105	Census Tract
		106.10	Census Tract
		106.20	Census Tract
		106.30	Census Tract
		108.10	Census Tract
		109	Census Tract
		110.10	Census Tract
		110.20	Census Tract
		217.31	Census Tract
		220.10	Census Tract
		220.21	Census Tract
		220.22	Census Tract
		221.11	Census Tract
		221.12	Census Tract
		222.10	Census Tract
		222.20	Census Tract
		223.10	Census Tract
		223.21	Census Tract
		223.22	Census Tract

*Counties highlighted in gray have no HPSAs.

**FEDERAL HEALTH PROFESSIONAL SHORTAGE AREAS
FOR MENTAL CARE, DECEMBER 2011**

Attachment 1

County	Catchment Area	Area Name/Parts	Type of Designation
Shelby (cont)		223.30	Census Tract
		224.10	Census Tract
		224.21	Census Tract
		224.22	Census Tract
Smith	9	All	Geographic
Stewart	14	All	Geographic
Sullivan		None	No HPSAs in this county
Sumner		None	No HPSAs in this county
Tipton	25	All	Geographic
Trousdale		None	No HPSAs in this county
Unicoi		None	No HPSAs in this county
Union	5	All	Geographic
Van Buren	9	All	Geographic
Warren	9	All	Geographic
		Pioneer Pediatrics	Facility
Washington		East Tennessee State University	Facility
Wayne	20	All	Geographic
Weakley	22	All	Geographic
White	9	All	Geographic
Williamson		Pro Health Rural Services (Fairview)	Facility
		Pro Health Rural Services (Franklin)	Facility
Wilson		None	No HPSAs in this county

*Counties highlighted in gray have no HPSAs.

**Medically Underserved Areas (MUAs) and
Medically Underserved Populations (MUPs), December 2011**

Attachment 2

County	Area Name/Parts	Designation Type
Anderson	Census Tracts:	
	207	MUA
	208	MUA
	210	MUA
	212.01	MUA
	212.02	MUA
Bedford	All	MUA
Benton	All	MUA
Bledsoe	All	MUA
Blount	Census Tracts:	
	101	MUA
	105	MUA
	108	MUA
	112	MUA
	113	MUA
	114	MUA
116.02	MUA	
Bradley	Cleveland Division	MUA
	South Bradley Division	MUA
Campbell	All	MUA
Cannon	All	MUA
Carroll	All	MUA
Carter	All	MUA
Cheatham	All	MUA
Chester	All	MUA
Claiborne	All	MUA
Clay	All	MUA
Cocke	All	MUA
Coffee	Beech Grove Division	MUA
	Hillsboro Division	MUA
	Manchester Division	MUA
	Summitville Division	MUA
Crockett	All	MUA
Cumberland	All	MUA
Davidson	Census Tracts:	
	101.02	MUA
	109.03	MUA
	109.04	MUA

**Medically Underserved Areas (MUAs) and
Medically Underserved Populations (MUPs), December 2011**

Attachment 2

County	Area Name/Parts	Designation Type
Davidson (continued)	110.01	MUA
	110.02	MUA
	113	MUA
	114	MUA
	117	MUA
	118	MUA
	119	MUA
	123	MUA
	124	MUA
	125	MUA
	126	MUA
	127.01	MUA
	127.02	MUA
	128.01	MUA
	128.02	MUA
	136	MUA
	137	MUA
	139	MUA
	140	MUA
	141	MUA
	142	MUA
	143	MUA
	144	MUA
	145	MUA
	147	MUA
	148	MUA
	160	MUA
161	MUA	
162	MUA	
163	MUA	
164	MUA	
168	MUA	
169	MUA	
170	MUA	
171	MUA	
Decatur	All	MUA
DeKalb	All	MUA
Dickson	Charlotte Division	MUA
Dyer	Mississippi-Obion Division	MUA
	Newbern Division	MUA
Fayette	All	MUA
Fentress	All	MUA
Franklin	All	MUA
Gibson	All	MUA
Giles	All	MUA
Grainger	All	MUA

**Medically Underserved Areas (MUAs) and
Medically Underserved Populations (MUPs), December 2011**

Attachment 2

County	Area Name/Parts	Designation Type
Greene	Baileyton Division	MUA
	Jeroldstown Division	MUA
	Mohawk Division	MUA
	Rheatown-Chucky Division	MUA
	Southeast Nolichucky Division	MUA
	Southwest Nolichucky Division	MUA
Grundy	All	MUA
Hamblen	Whitesburg Division	MUA
Hamilton	Census Tracts:	
	1	MUA
	2	MUA
	4	MUA
	6	MUA
	8	MUA
	10	MUA
	11	MUA
	12	MUA
	13	MUA
	14	MUA
	15	MUA
	16	MUA
	18	MUA
	19	MUA
	20	MUA
23	MUA	
24	MUA	
25	MUA	
26	MUA	
31	MUA	
115	MUA	
Hancock	All	MUA
Hardeman	All	MUA
Hardin	All	MUA
Hawkins	All	MUA
Haywood	All	MUA
Henderson	All	MUA
Henry	Henry Division	MUA
	Puryear Division	MUA
	Springville Division	MUA
Hickman	All	MUA
Houston	All	MUA
Humphreys	Bakerville-Bold Spring Division	MUA
Jackson	All	MUA

**Medically Underserved Areas (MUAs) and
Medically Underserved Populations (MUPs), December 2011**

Attachment 2

County	Area Name/Parts	Designation Type
Jefferson	Chestnut Hill Division	MUA
	Dandridge Division	MUA
	Strawberry Plains Division	MUA
	White Pine Division	MUA
Johnson	All	MUA
Knox	Census Tracts:	
	1	MUA
	2	MUA
	3	MUA
	4	MUA
	5	MUA
	6	MUA
	7	MUA
	9	MUA
	10	MUA
	11	MUA
	12	MUA
	13	MUA
	14	MUA
	16	MUA
	17	MUA
	18	MUA
	19	MUA
	20	MUA
	21	MUA
28	MUA	
30	MUA	
31	MUA	
32	MUA	
33	MUA	
Lake	All	MUA
Lauderdale	All	MUA
Lawrence	All	MUA
Lewis	All	MUA
Lincoln	All	MUA
Loudon	All	MUA
Macon	All	MUA
Madison	Census Tracts:	
	5	MUP
	8	MUP
	9	MUP
	10	MUP
11	MUP	
Marion	All	MUA

**Medically Underserved Areas (MUAs) and
Medically Underserved Populations (MUPs), December 2011**

Attachment 2

County	Area Name/Parts	Designation Type
Marshall	All	MUA
Maury	Culleoka Division	MUA
	Santa Fe Division	MUA
McMinn	All	MUA
McNairy	All	MUA
Meigs	All	MUA
Monroe	All	MUA
Montgomery	All	MUA
Moore	All	MUA
Morgan	All	MUA
Obion	All	MUA
Overton	All	MUA
Perry	All	MUA
Pickett	All	MUA
Polk	Turtletown Division	MUA
Putnam	Buffalo Valley Division	MUA
	Monterey Division	MUA
Rhea	All	MUA
Roane	All	MUA
Robertson	All	MUA
Rutherford	Christiana Division	MUA
	Kittrell Division	MUA
Scott	All	MUA
Sequatchie	All	MUA
Sevier	Dunn Creek Division	MUA
	Knob Creek Division	MUA
	Sevierville Division	MUA
Shelby	Census Tracts:	
	2	MUA
	3	MUA
	4	MUA
	5	MUA
	6	MUA
	7	MUA
	8	MUA
	9	MUA

**Medically Underserved Areas (MUAs) and
Medically Underserved Populations (MUPs), December 2011**

Attachment 2

County	Area Name/Parts	Designation Type
Shelby (continued)	10	MUA
	11	MUA
	12	MUA
	13	MUA
	14	MUA
	15	MUA
	17	MUA
	18	MUA
	19	MUA
	20	MUA
	21	MUA
	22	MUA
	23	MUA
	24	MUA
	25	MUA
	27	MUA
	28	MUA
	30	MUA
	36	MUA
	89	MUA
	90	MUA
	99	MUA
	100	MUA
	101.10	MUA
	101.20	MUA
	102.10	MUA
	102.22	MUA
	103	MUA
	201	MUA
	202.10	MUA
	205.12	MUA
	205.21	MUA
	205.22	MUA
	216.20	MUA
	219.00	MUA
	220.10	MUA
	220.21	MUA
	220.22	MUA
	221.11	MUA
	221.12	MUA
	222.10	MUA
	222.20	MUA
	223.10	MUA
	223.21	MUA
	223.21	MUA
	223.30	MUA
	224.10	MUA
	224.21	MUA
Smith	Forks of the River Division	MUA
Stewart	All	MUA
Sullivan	None	No MUA
Sumner	Census Tracts:	
	201	MUA

**Medically Underserved Areas (MUAs) and
Medically Underserved Populations (MUPs), December 2011**

Attachment 2

County	Area Name/Parts	Designation Type
Sumner (continued)	202.01	MUA
	202.02	MUA
	203	MUA
	207	MUA
	208	MUA
Tipton	All	MUA
Trousdale	All	MUA
Unicoi	All	MUA
Union	All	MUA
Van Buren	All	MUA
Warren	All	MUA
Washington	Bethesda Division	MUA
	Telford Division	MUA
Wayne	All	MUA
Weakley	All	MUA
White	All	MUP
Williamson	Bethesda Division	MUA
	Boston Division	MUA
Wilson	All	MUA

Adult Dental Data for FY 09-11					
		FY 09-10	FY 10-11	FY 09-10	FY 10-11
HD Type		Adult Dental Patients	Adult Dental Patients	Adult Dental Visits	Adult Dental Visits
Rurals	1 - Northeast	1065	945	1433	1241
	2 - East Tennessee	604	862	800	1133
	3 - Southeast	992	479	1261	598
	4 - Upper Cumberland	193	282	202	366
	5 - Mid Cumberland	1639	1759	2041	2364
	6 - South Central	492	305	958	578
	7 - West	1353	1962	2259	3171
	Totals:	6338	6594	8954	9451
Metros	Knox	2389	2608	4607	4628
	Sullivan**	0	0	0	0
	Davidson*	0	62	0	142
	Hamilton	536	524	687	720
	Shelby**	0	0	0	0
	Totals:	2925	3194	5294	5490

*The Metro Public Health Department provides adult dental emergency services at the Lentz Dental Clinic. They also coordinate services with the Matthew Walker Clinic to access additional adult emergency dental care.

**Shelby and Sullivan counties did not provide adult dental emergency care in FY 10 or FY 11.

Adult Dental Data for FY 10-11			
Region	County	Adult Dental Patients	Adult Dental Visits
Rurals:			
1 - Northeast	010 - Carter	152	181
	030 - Greene	490	712
	034 - Hancock	****	****
	037 - Hawkins	88	92
	046 - Johnson	81	91
	086 - Unicoi	84	102
	090 - Washington	50	63
	Total:	945	1241
2 - East Tennessee	001 Anderson	***	***
	005 - Blount	165	172
	007 - Campbell	77	130
	015 - Cocke	24	27
	032 - Hamblen	43	54
	053 - Loudon	96	141
	063- Monroe	***	***
	065 - Morgan	****	****
	073 - Roane	425	575
	078 - Sevier	32	34
	Total:	862	1133
3 - Southeast	004 - Bledsoe	130	185
	006 - Bradley	119	132
	031 - Grundy	****	****
	058-Marion	****	****
	054 - McMinn	230	281
	061 - Meigs	****	****
	072-Rhea	****	****
	Total:	479	598
4 - Upper Cumberland	008-Cannon	15	19
	018-Cumberland	****	****
	021-DeKalb	****	****
	025-Fentress	****	****
	044-Jackson	15	21
	056-Macon	****	****
	067-Overton	49	60
	069-Pickett	11	22
	071-Putnam	102	128
	080-Smith	****	****
	088-Van Buren	2	2
	089-Warren	58	71
	093 - White	30	43
	Total:	282	366
5 - Mid Cumberland	022 - Dickson	146	172
	063 - Montgomery	591	707

	074- Robertson	198	234
	075 - Rutherford	301	371
	081 - Stewart	110	353
	083- Sumner	****	****
	094 - Williamson	339	453
	095 - Wilson	74	74
	Total:	1759	2364
6 - South Central	051-Lewis	****	****
	052 - Lincoln	296	569
	060 - Maury	9	9
	Total:	305	578
8 - West Tennessee	009 - Carroll	550	835
	024 - Fayette	313	489
	027 - Gibson	305	452
	035 - Hardeman	299	440
	084 - Tipton	362	685
	WTRO Dental Clinic	130	267
	Total:	1962	3171
Metros	Hamilton	524	720
	Knox	2608	4628
	Davidson*	62	142
	Shelby	0	0
	Sullivan**	0	0
	Total:	3194	5490

*FY 2010-2011 The Metro Public Health Department provides adult dental emergency services at the Lentz Dental Clinic. They also coordinate services with the Matthew Walker Clinic to access additional adult emergency dental care.

**Shelby and Sullivan counties did not provide adult dental emergency care in FY 10 or FY 11.

***Data not entered into PTBMIS.

****Vacant Dentist position during the report period.

Tennessee Department of Health Healthcare Safety Net FQHC Grant Recipients Serving a 30-Mile Radius

December, 2011



Legend

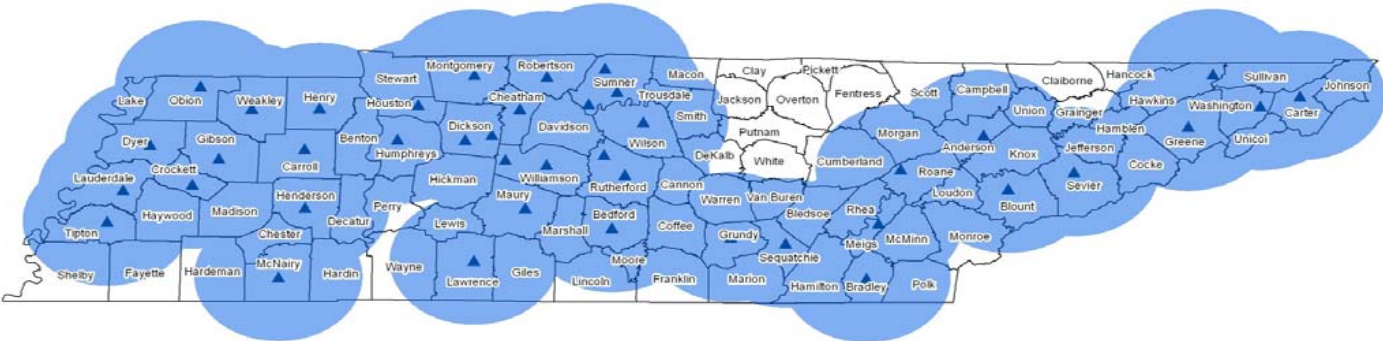
- ◆ FQHC Sites
- FQHC Service Area

*For the purposes of this endeavor Upper Cumberland County Health Departments and Stewart County Health Department are only reflected as FQHCs

Tennessee Department of Health
Office of Policy Planning & Assessment
Surveillance, Epidemiology & Evaluation

Tennessee Department of Health Local Health Department Primary Care Sites Serving a 30-Mile Radius

December, 2011



Legend

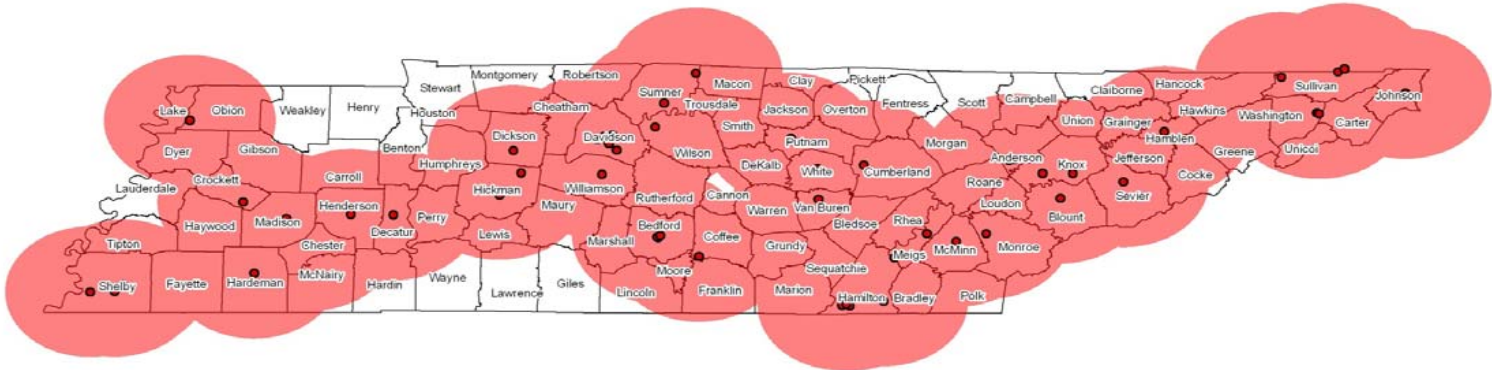
- ▲ Local Health Department Sites
- Local Health Department Service Area

*For the purposes of this endeavor Upper Cumberland County Health Departments and Stewart County Health Department are only reflected as FQHCs

Tennessee Department of Health
Office of Policy Planning & Assessment
Surveillance, Epidemiology & Evaluation

Tennessee Department of Health Community & Faith Based Sites Serving a 30-Mile Radius

December, 2011



Legend

- Community & Faith Based Sites
- Community & Faith Based Service Area

*For the purposes of this endeavor Upper Cumberland County Health Departments and Stewart County Health Department are only reflected as FQHCs

Tennessee Department of Health
Office of Policy Planning & Assessment
Surveillance, Epidemiology & Evaluation

ATTACHMENT 7

Region	County	FQHC Sites	Primary Care Health Department (excluding LHD/FQHC)	Community or Faith-Based Grantee(s) (FY2010)	Mental Health Service Providers	Adult Dental Services Health Department	Adult Dental Emergency Safety Net Services	Adult Dental FQHC
East	Anderson		1	2	1	x	x	
East	Blount	1	1	1	4	x	x	
East	Campbell	2			2	x		x
East	Claiborne	2			1			
East	Cocke	5			1	x		
East	Grainger	3			3			x
East	Hamblen	2		1	3	x		
East	Jefferson	2			1			
East	Loudon	1			2	x		
East	Monroe	4		1	1	x		
East	Morgan	2				x		x
East	Roane		1		1	x		
East	Scott	5			1			x
East	Sevier	1	1	1	3	x	x	
East	Union	1			1			x
East Totals		31	4	6	25			
Mid-Cumberland	Cheatham		1		1			
Mid-Cumberland	Dickson		2	1	4	x		
Mid-Cumberland	Houston		1		1			
Mid-Cumberland	Humphreys		1					
Mid-Cumberland	Montgomery	1	1		3	x		x
Mid-Cumberland	Robertson		1		1	x		
Mid-Cumberland	Rutherford	1	2		3	x		
Mid-Cumberland	Stewart	1						x
Mid-Cumberland	Sumner		3	1	4	x		
Mid-Cumberland	Trousdale	1						
Mid-Cumberland	Williamson	1	2	1	2	x		
Mid-Cumberland	Wilson		1	1	3	x		
Mid-Cumberland Totals		5	15	4	22			

ATTACHMENT 7

Region	County	FQHC Sites	Primary Care Health Department (excluding LHD/FQHC)	Community or Faith-Based Grantee(s) (FY2010)	Mental Health Service Providers	Adult Dental Services Health Department	Adult Dental Emergency Safety Net Services	Adult Dental FQHC
Northeast	Carter	1	1		1	x		
Northeast	Greene	1	1		2	x		
Northeast	Hancock	2			1	x		x
Northeast	Hawkins	3	1		1	x		
Northeast	Johnson	1		2	1	x	x	
Northeast	Unicoi	1			1	x		
Northeast	Washington	4	1	2	1	x		
North East Totals		13	4	4	8			

South Central	Bedford		1	4	2			
South Central	Coffee			1	3			
South Central	Giles				2			
South Central	Hickman	1		2				
South Central	Lawrence		1		3			
South Central	Lewis				1	x		
South Central	Lincoln				1	x		
South Central	Marshall				1			
South Central	Maury	1	1		5	x		
South Central	Moore							
South Central	Perry	1						
South Central	Wayne	2			1			
South Central Totals		5	3	7	19			

Southeast	Bledsoe	1				x		
Southeast	Bradley	1	1		1	x		
Southeast	Franklin				1			
Southeast	Grundy	1	1			x		
Southeast	McMinn	1		1	2	x		
Southeast	Marion				1	x		

ATTACHMENT 7

Region	County	FQHC Sites	Primary Care Health Department (excluding LHD/FQHC)	Community or Faith-Based Grantee(s) (FY2010)	Mental Health Service Providers	Adult Dental Services Health Department	Adult Dental Emergency Safety Net Services	Adult Dental FQHC
Southeast	Meigs	1	1	1		x		
Southeast	Polk	1						
Southeast	Rhea	1			1	x		
Southeast	Sequatchie		1					
Southeast Totals		7	4	2	6			

Upper Cumberland	Cannon	1						x
Upper Cumberland	Clay	1						
Upper Cumberland	Cumberland	1		1	1			x
Upper Cumberland	DeKalb	1						x
Upper Cumberland	Fentress	1			1			x
Upper Cumberland	Jackson	1						x
Upper Cumberland	Macon	1		1	1			x
Upper Cumberland	Overton	1						x
Upper Cumberland	Pickett	1						x
Upper Cumberland	Putnam	1		1	2			x
Upper Cumberland	Smith	1						x
Upper Cumberland	Van Buren	1		1				x
Upper Cumberland	Warren	1			1			x
Upper Cumberland	White	1		2				x
Upper Cumberland Totals:		14	0	6	6			

West	Benton				1			
West	Carroll		1		1	x		
West	Chester	1			1			
West	Crockett		1	1				
West	Decatur			1	1			
West	Dyer		1		3			

ATTACHMENT 7

Region	County	FQHC Sites	Primary Care Health Department (excluding LHD/FQHC)	Community or Faith-Based Grantee(s) (FY2010)	Mental Health Service Providers	Adult Dental Services Health Department	Adult Dental Emergency Safety Net Services	Adult Dental FQHC
West	Fayette	1			1	x		
West	Gibson		1		3	x		
West	Hardeman	1		1	2	x		
West	Hardin	3			1			
West	Haywood	1			2			
West	Henderson		1	2	4			
West	Henry		1		1			
West	Lake	2			1			
West	Lauderdale		1		1			
West	McNairy		1		1			
West	Obion		1	1	2		x	
West	Tipton		1		1	x		
West	Weakly		1		1			
West	West TN Regional Office*					x		
West Totals		9	11	6	28			

Metro	Davidson	12		7	10	x	x	x
Metro	Hamilton	3		6	2	x	x	x
Metro	Knox	5		4	7	x	x	
Metro	Madison			1	5			
Metro	Shelby	8		3	9		x	x
Metro	Sullivan	2		2	4		x	x
Metro Totals		30	0	23	37			

Tennessee Totals		114	41	58	151			
-------------------------	--	------------	-----------	-----------	------------	--	--	--

*West TN Regional Office is not part of the Jackson-Madison County Metro