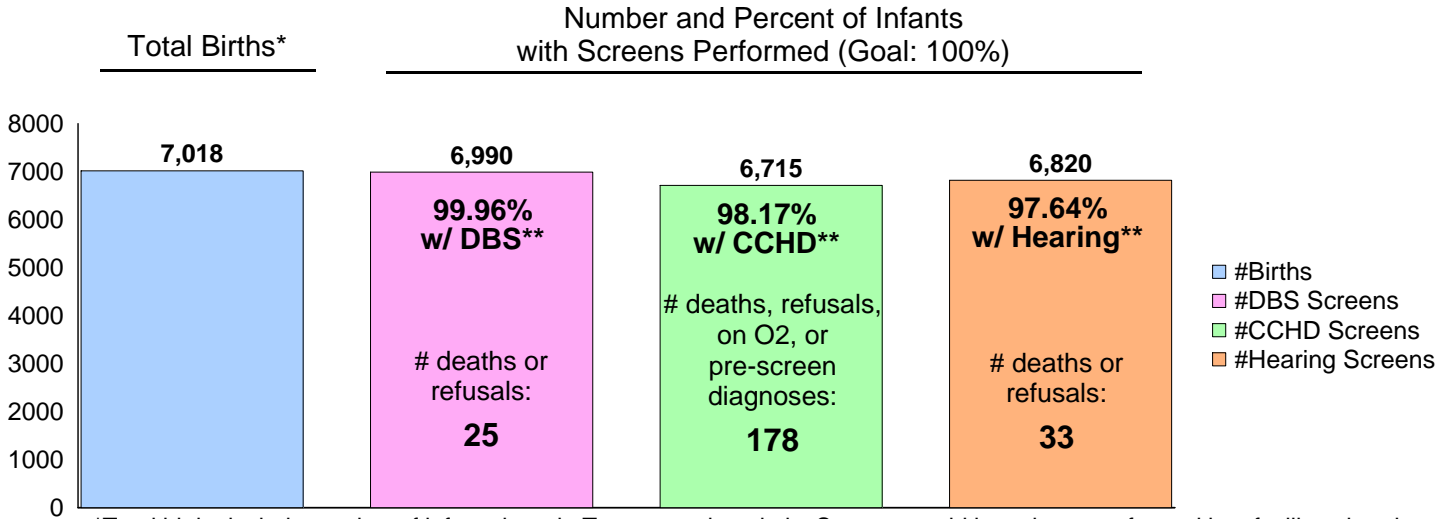


# Tennessee Newborn Screening Program Report for STATE OF TENNESSEE (Hospitals Only)

Tennessee State Law (TCA 68-5-401) **requires** that all infants born in the State of Tennessee receive screening for certain conditions using a dried blood spot (DBS) screen, for critical congenital heart disease (CCHD) using pulse oximetry and for congenital hearing loss via hearing screening. Contact us with any questions: 615-532-8462.

## Screens Performed for Date of BIRTH Range: 6/1/2017 - 6/30/2017



\*Total births include number of infants born in Tennessee hospitals. Screens could have been performed in a facility other than the birth hospital.

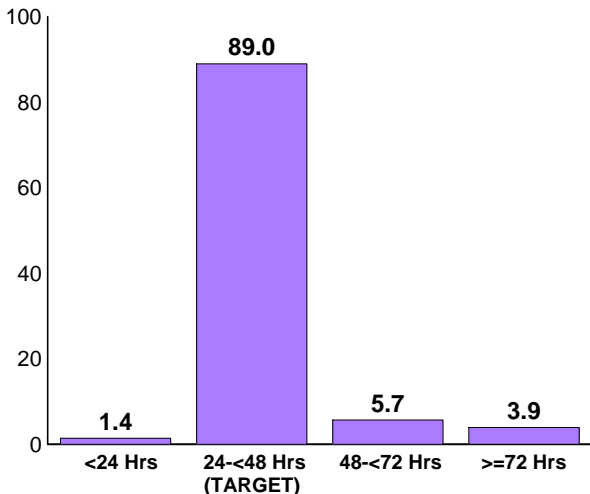
\*\*Excludes births without a screen due to death within two days of birth, refusal, on O2, echoed, or pre-screen diagnosis.

## Unsatisfactory Specimen Rate for Date of RECEIPT Range: 6/1/2017 - 6/30/2017

The unsatisfactory specimen rate of the DBS submitted for the State (hospitals only): 1.85% (Goal <1%)

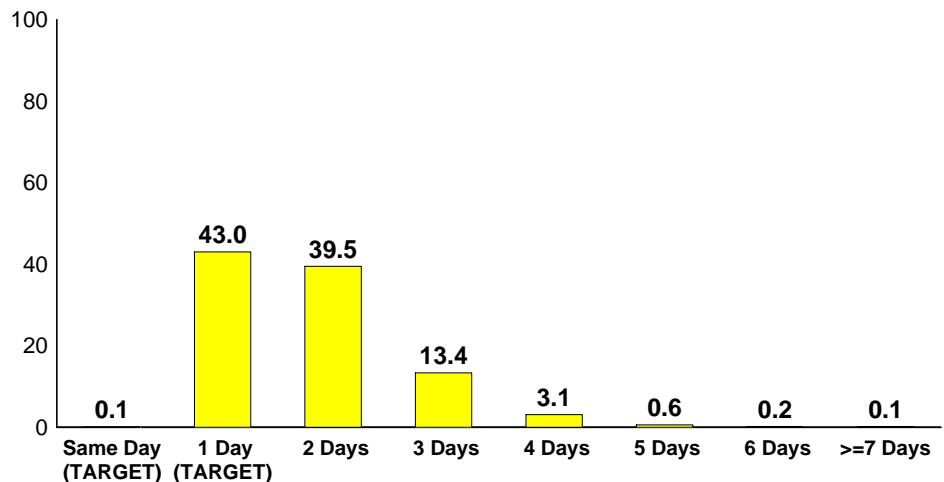
## Age at Collection and Transit Time Rates for Date of COLLECTION Range: 6/1/2017 - 6/30/2017

Age at Initial DBS Collection (%)  
Target: Collected between 24-48 hrs of age\*



Transit Time from DBS Collection to the State Lab (%)  
(Initial and Repeats)

Target: Arrive in lab <2 days from collection\*



Age at collection and transit time data are for specimens collected by hospitals. For transit time: Same Day means specimen arrived the same day as collection, 1 Day means specimen arrived one day after collection, 2 Days means specimen arrived 2 days after collection etc.

# Tennessee Department of Health Newborn Screening Program

Performance Data by Facility  
6/1/2017 - 6/30/2017

Name of Birthing or Submitting Facility	Number of Births*	Critical Congenital Heart Disease (CCHD) Screen (Target 100%)*	CCHD Screen Excluding Deaths, Refusals, Echoed, On O2 and Pre-screen Diagnosis	Hearing Screen (Target 100%)*	Hearing Screen Excluding Deaths and Refusals	Dried Blood Spot (DBS) Screen (Target 100%)*	DBS Screen Excluding Deaths and Refusals	Unsatisfactory DBS Specimen (Target <1%)**	DBS Collected 24-48hrs of Age (Target 100%)+	DBS Transit Time <2 Days from Collection (Target 100%)++
All Tennessee Hospitals	7,018	95.7%	98.2%	97.2%	97.6%	99.6%	100.0%	1.85%	89.0%	43.1%
Athens Regional Medical Center	31	93.5%	93.5%	96.8%	96.8%	100.0%	100.0%	9.68%	87.9%	63.9%
Baby & Co Knoxville	5	100.0%	100.0%	100.0%	100.0%	100.0%	100.0%	0.00%	42.9%	42.9%
Baby & Co Nashville	23	100.0%	100.0%	100.0%	100.0%	100.0%	100.0%	0.00%	100.0%	82.4%
Baptist Mem Hosp-Union City	17	94.1%	100.0%	100.0%	100.0%	100.0%	100.0%	15.00%	100.0%	90.0%
Baptist Memorial Hosp Memphis	436	96.3%	98.8%	96.6%	97.2%	99.8%	100.0%	1.15%	97.0%	40.1%
Baptist Memorial Hospital-Tipton	32	90.6%	90.6%	93.8%	93.8%	96.9%	96.9%	16.67%	100.0%	64.9%
Blanchfield Army Community Hospital	133	97.0%	97.7%	99.2%	99.2%	100.0%	100.0%	0.72%	93.1%	9.6%
Blount Memorial Hospital	55	90.9%	92.6%	100.0%	100.0%	100.0%	100.0%	0.00%	98.1%	22.6%
Centennial Medical Center	273	96.7%	99.2%	95.6%	96.0%	99.6%	100.0%	1.01%	50.0%	76.2%
Cookeville Regional Medical	139	99.3%	100.0%	100.0%	100.0%	100.0%	100.0%	0.00%	99.3%	37.5%
Crockett Hospital	37	86.5%	97.0%	89.2%	97.1%	94.6%	100.0%	14.71%	87.1%	27.8%
Cumberland Medical Center	44	97.7%	100.0%	100.0%	100.0%	100.0%	100.0%	0.00%	100.0%	18.6%
Dyersburg Regional Medical Center	33	100.0%	100.0%	100.0%	100.0%	100.0%	100.0%	6.06%	93.5%	81.8%
East Tennessee Children's Hospital	--	--	--	--	--	--	--	1.61%	17.4%	52.5%
Erlanger East Women's Services	237	98.7%	100.0%	99.2%	99.6%	99.6%	100.0%	0.88%	92.4%	63.4%
Erlanger Medical Center	199	92.0%	97.3%	93.5%	93.5%	100.0%	100.0%	3.73%	91.8%	7.8%
Franklin Woods Community Hospital	109	96.3%	99.1%	98.2%	98.2%	100.0%	100.0%	0.00%	92.1%	47.1%
Ft Sanders Regional Med Ctr	228	93.9%	98.6%	94.3%	97.7%	96.5%	100.0%	0.00%	99.5%	13.4%
Hardin Co General Hospital	32	100.0%	100.0%	100.0%	100.0%	100.0%	100.0%	16.13%	96.6%	70.0%
Hendersonville Medical Center	89	98.9%	100.0%	100.0%	100.0%	100.0%	100.0%	4.30%	81.9%	85.4%
Henry County Medical Center	23	100.0%	100.0%	100.0%	100.0%	100.0%	100.0%	0.00%	92.0%	56.0%
Hillside Hospital	9	88.9%	88.9%	100.0%	100.0%	100.0%	100.0%	20.00%	87.5%	63.6%
Horizon Medical Center	35	100.0%	100.0%	100.0%	100.0%	100.0%	100.0%	5.88%	80.0%	54.3%
Indian Path Medical Center	63	98.4%	98.4%	96.8%	96.8%	100.0%	100.0%	0.00%	100.0%	50.0%
Infinity Birthing Center	5	100.0%	100.0%	80.0%	80.0%	100.0%	100.0%	0.00%	66.7%	66.7%
Jackson-Madison Co Gen Hosp	279	95.7%	98.9%	96.4%	96.8%	99.6%	100.0%	0.37%	88.2%	21.8%
Jellico Community Hospital	13	100.0%	100.0%	100.0%	100.0%	100.0%	100.0%	0.00%	100.0%	53.8%
Johnson City Medical Center	107	95.3%	98.1%	92.5%	93.4%	99.1%	100.0%	1.09%	97.7%	13.2%
Johnson City Medical Center-NICU	--	--	--	--	--	--	--	2.63%	10.0%	2.8%
Laughlin Memorial Hospital	12	100.0%	100.0%	91.7%	91.7%	100.0%	100.0%	0.00%	100.0%	70.0%
LeBonheur Children's Hospital	1	100.0%	100.0%	--	--	100.0%	100.0%	6.45%	46.7%	5.7%
LeConte Medical Center	107	96.3%	97.2%	98.1%	98.1%	100.0%	100.0%	0.97%	88.2%	63.5%

\*Reported by birthing facility based on date of BIRTH. Screens could have been performed in a facility other than the birth hospital.

\*\*Reported by submitting facility based on date of RECEIPT of the specimen submitted. Excluded specimens collected < 24 hours of age.

+Reported by submitting facility based on date of COLLECTION of the 1st specimen submitted for an infant. Excluded records missing information on age at collection.

++Reported by submitting facility based on date of COLLECTION. Included initial specimen and repeats. Excluded records missing information on transit time.

-- No births reported. Vanderbilt NICU births were listed under Vanderbilt University Medical Center, Johnson City Medical Center NICU births were listed under Johnson City Medical Center. East Tennessee Children's Hospital and LeBonheur Children's Hospital are not birthing hospitals, therefore, no births were reported.

^ No specimens collected.

# Tennessee Department of Health Newborn Screening Program

Performance Data by Facility  
6/1/2017 - 6/30/2017

Name of Birthing or Submitting Facility	Number of Births*	Critical Congenital Heart Disease (CCHD) Screen (Target 100%)*	CCHD Screen Excluding Deaths, Refusals, Echoed, On O2 and Pre-screen Diagnosis	Hearing Screen (Target 100%)*	Hearing Screen Excluding Deaths and Refusals	Dried Blood Spot (DBS) Screen (Target 100%)*	DBS Screen Excluding Deaths and Refusals	Unsatisfactory DBS Specimen (Target <1%)**	DBS Collected 24-48hrs of Age (Target 100%)+	DBS Transit Time <2 Days from Collection (Target 100%)++
Lincoln Medical Center	24	91.7%	95.7%	91.7%	91.7%	100.0%	100.0%	4.35%	95.5%	47.8%
Livingston Regional Hospital	22	95.5%	95.5%	90.9%	90.9%	100.0%	100.0%	0.00%	86.4%	45.5%
Maury Regional Hospital	125	98.4%	99.2%	98.4%	99.2%	99.2%	99.2%	2.29%	91.5%	60.7%
McKenzie Regional Hospital	25	96.0%	100.0%	96.0%	100.0%	100.0%	100.0%	0.00%	92.6%	70.4%
Methodist Healthcare-Germantown	394	94.4%	99.5%	95.2%	95.9%	99.5%	100.0%	0.77%	95.2%	12.2%
Methodist Hospital-South	50	98.0%	98.0%	98.0%	98.0%	100.0%	100.0%	0.00%	91.7%	25.0%
Methodist Med Ctr Oak Ridge	36	100.0%	100.0%	97.2%	97.2%	100.0%	100.0%	0.00%	82.9%	11.1%
Metro Nashville General Hosp	37	97.3%	97.3%	97.3%	97.3%	97.3%	97.3%	0.00%	85.7%	94.6%
Morristown-Hamblen Healthcare	74	98.6%	98.6%	98.6%	98.6%	100.0%	100.0%	0.00%	100.0%	81.2%
Newport Medical Center	8	87.5%	87.5%	100.0%	100.0%	100.0%	100.0%	0.00%	100.0%	42.9%
Northcrest Medical Center	50	98.0%	100.0%	100.0%	100.0%	100.0%	100.0%	4.26%	88.2%	28.8%
Other Non-Birthing Hospitals	1	100.0%	100.0%	100.0%	100.0%	100.0%	100.0%	^	^	^
Park Ridge East Hospital	166	96.4%	97.6%	98.8%	98.8%	100.0%	100.0%	1.18%	85.0%	29.5%
Parkwest Medical Center	140	97.1%	97.8%	100.0%	100.0%	100.0%	100.0%	0.00%	96.2%	72.7%
Regional Hospital Of Jackson	27	96.3%	96.3%	96.3%	96.3%	100.0%	100.0%	3.23%	96.3%	48.3%
Regional Med Ctr At Memphis	289	93.1%	97.1%	91.3%	92.0%	99.7%	100.0%	3.80%	87.6%	8.1%
River Park Hospital	--	--	--	--	--	--	--	3.23%	100.0%	65.6%
Riverview Regional Medical Center	3	100.0%	100.0%	100.0%	100.0%	100.0%	100.0%	0.00%	66.7%	66.7%
Saint Thomas Rutherford Hospital	269	97.4%	98.1%	99.3%	99.3%	100.0%	100.0%	0.00%	88.4%	75.7%
Southern Tn Medical Center	56	100.0%	100.0%	98.2%	98.2%	100.0%	100.0%	7.55%	90.6%	33.9%
St Francis Hospital	98	99.0%	100.0%	96.9%	96.9%	100.0%	100.0%	5.21%	96.9%	38.8%
St Francis Hospital - Bartlett	32	90.6%	96.7%	90.6%	93.5%	96.9%	100.0%	0.00%	84.4%	59.4%
St. Thomas Midtown	505	97.4%	99.4%	98.0%	98.8%	99.2%	100.0%	0.99%	94.6%	81.0%
Stonecrest Medical Center	100	100.0%	100.0%	99.0%	99.0%	100.0%	100.0%	1.01%	75.7%	44.2%
Summit Medical Center	90	98.9%	98.9%	97.8%	97.8%	100.0%	100.0%	2.41%	60.4%	58.7%
Sumner Regional Medical Center	59	100.0%	100.0%	100.0%	100.0%	100.0%	100.0%	3.51%	90.0%	21.3%
Sweetwater Hospital Assoc	19	100.0%	100.0%	100.0%	100.0%	100.0%	100.0%	0.00%	100.0%	81.3%
Takoma Regional Hospital	28	100.0%	100.0%	100.0%	100.0%	100.0%	100.0%	0.00%	100.0%	46.2%
Tennova Healthcare Harton-Tullahoma	50	98.0%	100.0%	100.0%	100.0%	100.0%	100.0%	2.00%	96.3%	47.3%
Tennova Healthcare-Clarksville	141	96.5%	97.1%	98.6%	99.3%	100.0%	100.0%	2.14%	83.8%	41.4%
Tennova Healthcare-Cleveland	99	98.0%	100.0%	100.0%	100.0%	100.0%	100.0%	1.12%	92.4%	76.3%
Tennova Healthcare-Lebanon	49	100.0%	100.0%	100.0%	100.0%	100.0%	100.0%	11.32%	100.0%	50.9%

\*Reported by birthing facility based on date of BIRTH. Screens could have been performed in a facility other than the birth hospital.

\*\*Reported by submitting facility based on date of RECEIPT of the specimen submitted. Excluded specimens collected < 24 hours of age.

+Reported by submitting facility based on date of COLLECTION of the 1st specimen submitted for an infant. Excluded records missing information on age at collection.

++Reported by submitting facility based on date of COLLECTION. Included initial specimen and repeats. Excluded records missing information on transit time.

-- No births reported. Vanderbilt NICU births were listed under Vanderbilt University Medical Center, Johnson City Medical Center NICU births were listed under Johnson City Medical Center. East Tennessee Children's Hospital and LeBonheur Children's Hospital are not birthing hospitals, therefore, no births were reported.

^ No specimens collected.

# Tennessee Department of Health Newborn Screening Program

Performance Data by Facility  
6/1/2017 - 6/30/2017

Name of Birthing or Submitting Facility	Number of Births*	Critical Congenital Heart Disease (CCHD) Screen (Target 100%)*	CCHD Screen Excluding Deaths, Refusals, Echoed, On O2 and Pre-screen Diagnosis	Hearing Screen (Target 100%)*	Hearing Screen Excluding Deaths and Refusals	Dried Blood Spot (DBS) Screen (Target 100%)*	DBS Screen Excluding Deaths and Refusals	Unsatisfactory DBS Specimen (Target <1%)**	DBS Collected 24-48hrs of Age (Target 100%)+	DBS Transit Time <2 Days from Collection (Target 100%)++
Tennova Physicians Regional Medical Center	145	96.6%	98.6%	99.3%	99.3%	100.0%	100.0%	0.66%	98.6%	30.8%
Tennova Turkey Creek Medical Center	57	100.0%	100.0%	100.0%	100.0%	100.0%	100.0%	1.89%	89.8%	22.0%
The Farm Midwifery Center	2	50.0%	50.0%	50.0%	50.0%	100.0%	100.0%	0.00%	50.0%	0.0%
U T Memorial Hospital	232	84.9%	86.0%	98.3%	98.3%	100.0%	100.0%	1.19%	82.8%	0.4%
Vanderbilt University Hospital-NICU	--	--	--	--	--	--	--	3.01%	84.4%	68.1%
Vanderbilt University Medical Center	386	88.3%	97.7%	95.3%	95.8%	99.5%	100.0%	0.63%	99.0%	50.0%
Volunteer Community Hospital	--	--	--	--	--	--	--	0.00%	96.3%	77.8%
Wellmont Bristol Regional Med	85	94.1%	96.4%	98.8%	98.8%	100.0%	100.0%	7.79%	70.4%	60.2%
Wellmont Holston Valley Hosp	73	93.2%	98.6%	100.0%	100.0%	100.0%	100.0%	2.47%	96.2%	32.5%
Williamson Medical Center	165	98.8%	100.0%	99.4%	99.4%	100.0%	100.0%	0.00%	88.1%	30.9%
Womens Wellness & Maternity	1	100.0%	100.0%	100.0%	100.0%	100.0%	100.0%	^	0.0%	0.0%

\*Reported by birthing facility based on date of BIRTH. Screens could have been performed in a facility other than the birth hospital.

\*\*Reported by submitting facility based on date of RECEIPT of the specimen submitted. Excluded specimens collected < 24 hours of age.

+Reported by submitting facility based on date of COLLECTION of the 1st specimen submitted for an infant. Excluded records missing information on age at collection.

++Reported by submitting facility based on date of COLLECTION. Included initial specimen and repeats. Excluded records missing information on transit time.

-- No births reported. Vanderbilt NICU births were listed under Vanderbilt University Medical Center, Johnson City Medical Center NICU births were listed under Johnson City Medical Center. East Tennessee Children's Hospital and LeBonheur Children's Hospital are not birthing hospitals, therefore, no births were reported.

^ No specimens collected.