





QUICK GUIDE: USING YOUR PROVIDER REPORT

In TennCare's Episodes of Care program, your provider report comes in two parts: a performance summary PDF and a patient-level spreadsheet.

 **Read your patient- and provider-level data in your patient-level spreadsheet report**


 **Understand your episodes by reviewing [episode summaries](#) on TennCare's website**

 **Improve patient intake and documentation to ensure all relevant clinical information is captured**




PERFORMANCE SUMMARY PDF REPORTS

- The PDF performance summary report contains the averages of the patient data found in the spreadsheet report.
- The performance summary PDF report is the subject of a separate [video](#) which can be found on [TennCare's website](#).

 **Ensure coding practices capture all comorbidities and quality metrics (for example, follow-up visits)**

 **Conduct chart reviews on high-cost patients and patients not meeting one or more quality metrics**

 **Consider making practice changes in your high-cost care categories (for example, using in-network labs, selecting lower cost facilities for procedures, or educating patients on when to visit the ED)**

 **Reach out to your [MCO](#) for guidance on making practice improvements**