CONST. NO.		
PROJECT NO.	YEAR	SHEET NO.
	2010	

REVISIONS

NO.	DATE	BY	BRIEF DESCRIPTION

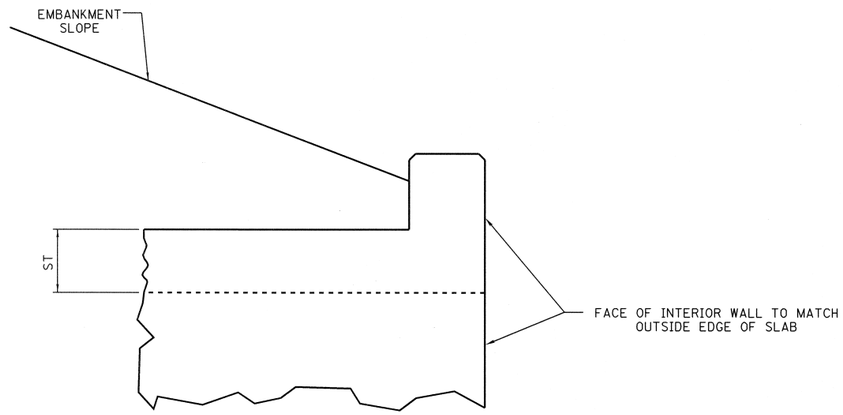

OUTLET END ELEVATION

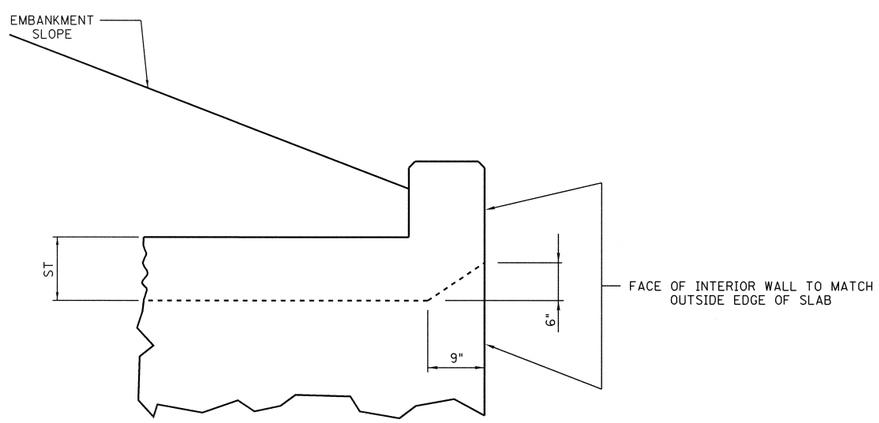

INLET END ELEVATION

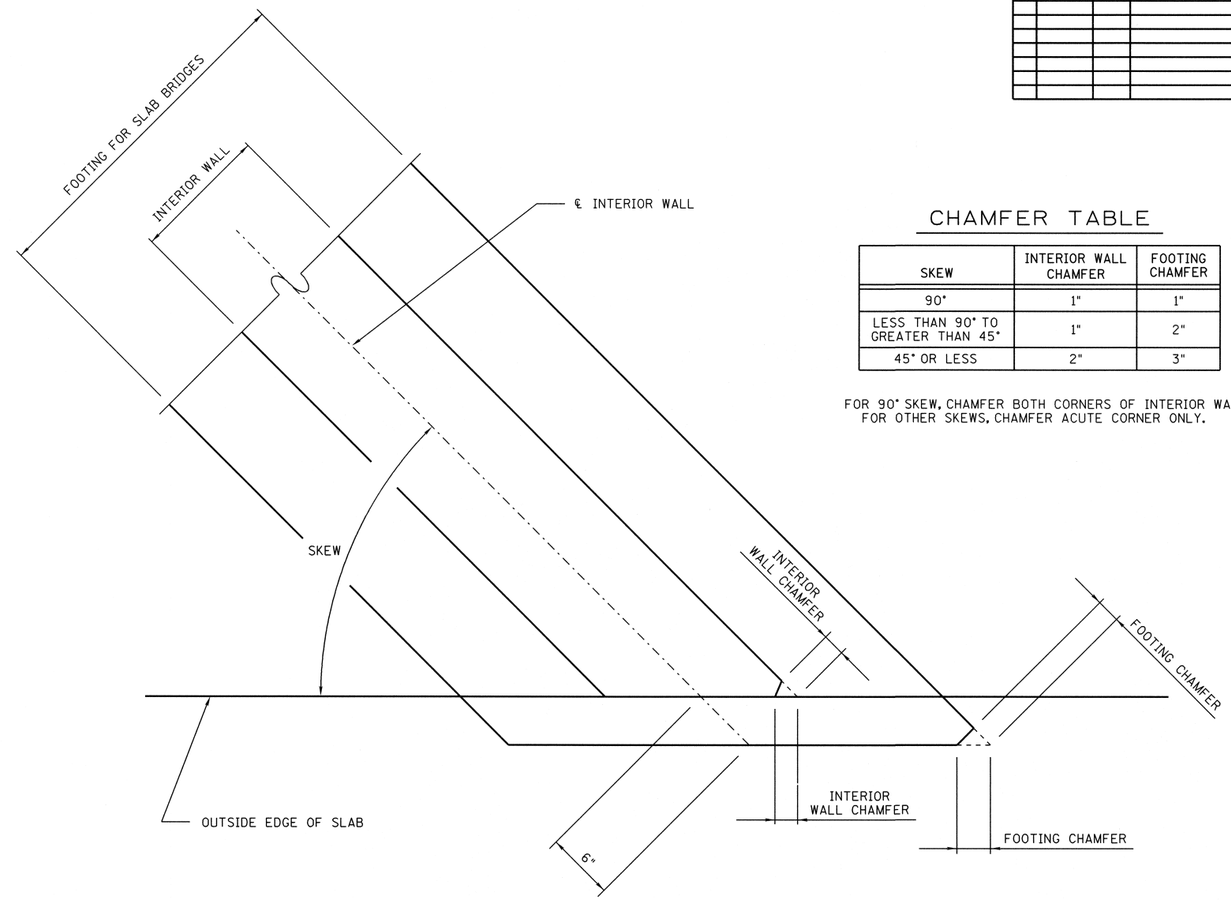

PLAN VIEW OF INTERIOR WALL END TREATMENT

(SLAB BRIDGE SHOWN; BOX BRIDGE SIMILAR)

CHAMFER TABLE

SKEW	INTERIOR WALL CHAMFER	FOOTING CHAMFER
90°	1"	1"
LESS THAN 90° TO GREATER THAN 45°	1"	2"
45° OR LESS	2"	3"

FOR 90° SKEW, CHAMFER BOTH CORNERS OF INTERIOR WALL.
FOR OTHER SKEWS, CHAMFER ACUTE CORNER ONLY.

STATE OF TENNESSEE
DEPARTMENT OF TRANSPORTATION

INTERIOR WALL END TREATMENTS

STANDARD REINFORCED CONCRETE BRIDGE BOX AND SLAB TYPE

2010

CORRECT Edward P. Wasserman
ENGINEER OF STRUCTURES

DESIGNED BY	CMH / MAH	DATE	12-09
DRAWN BY	DIANE BUSH	DATE	04-10
SUPERVISED BY	RLH / JWP / MAH	DATE	12-09
CHECKED BY		DATE	

D:\dgn\std\std173.dgn
28-JUL-2010
14:46