

# **Building Tennessee's Tomorrow: Anticipating the State's Infrastructure Needs**

July 2019 through June 2024

---

## **COUNTY SUMMARIES**

The county summaries highlight the top three types of infrastructure based on total estimated cost needed in the county, broken down by whether it is needed locally or at the regional level. The estimated costs for all types of infrastructure are divided between conceptual projects and those that have moved into the planning and design stage or have started construction. The infrastructure needed at public school systems is also compared to student enrollment.

DRAFT

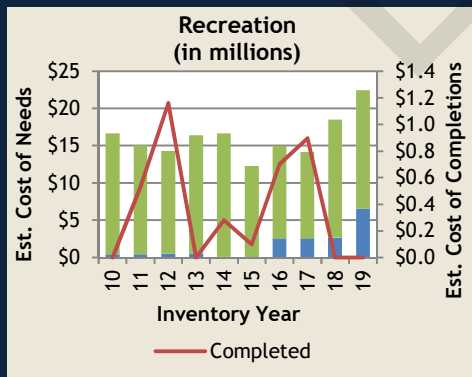
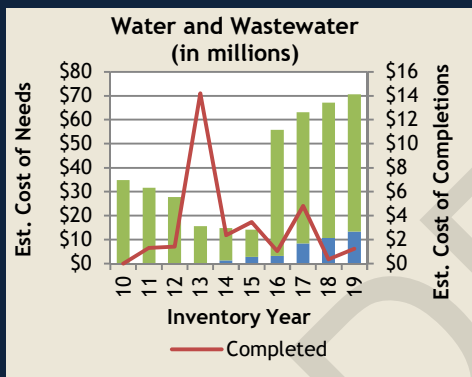
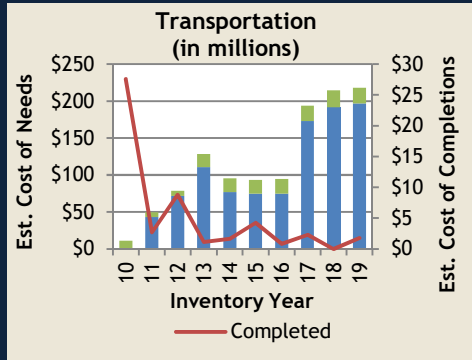
DRAFT

## Anderson County

Total Estimated Cost\* for Infrastructure Improvements

**\$375,582,901**

### TOP 3

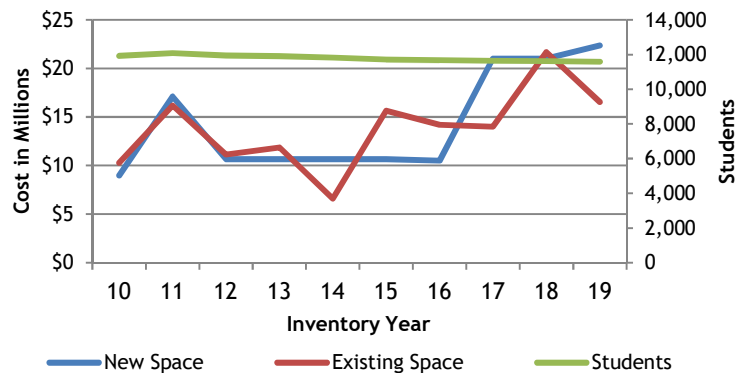


- = Local
- = Regional (Serves Multiple Counties)

## Estimated Cost of Needed Infrastructure for Anderson County Five-year period July 2019 through June 2024

Project Type	Conceptual	Planning & Design + Construction
Transportation	\$ 51,697,197	\$ 166,369,959
Water and Wastewater	\$ 10,725,000	\$ 59,877,000
Recreation	\$ 11,610,000	\$ 10,851,480
New Public Schools & Additions	\$ -	\$ 22,380,000
School Renovations	\$ 1,056,000	\$ 15,489,898
Public Buildings	\$ 8,320,000	\$ 2,396,000
Community Development	\$ 674,000	\$ 3,583,000
Public Health Facilities	\$ -	\$ 4,000,000
Post-secondary Education	\$ 1,300,000	\$ -
School-System-wide	\$ -	\$ 1,000,000
Law Enforcement	\$ 800,000	\$ -
Solid Waste	\$ -	\$ 780,000
Other Utilities	\$ 550,000	\$ 143,367
Industrial Sites and Parks	\$ 500,000	\$ -
Libraries, Museums, & Historic Sites	\$ -	\$ 500,000
Other Facilities	\$ 500,000	\$ -
Fire Protection	\$ 480,000	\$ -
Broadband	\$ -	\$ -
Business District Development	\$ -	\$ -
Housing	\$ -	\$ -
Other Education	\$ -	\$ -
Storm Water	\$ -	\$ -
<b>Total</b>	<b>\$ 88,212,197</b>	<b>\$ 287,370,704</b>

### Cost of Needed New School Space vs Improvements to Existing Schools and Student Enrollment Growth



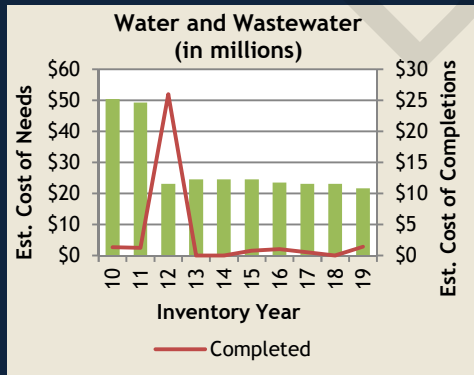
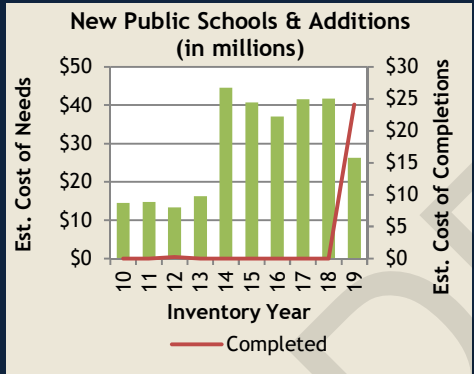
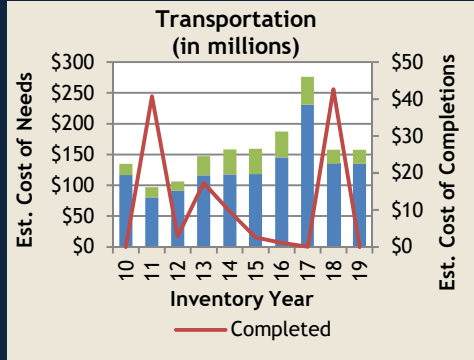
\*Total Estimated Cost = Conceptual + Planning & Design + Construction

## Bedford County

Total Estimated Cost\* for Infrastructure Improvements

**\$249,641,969**

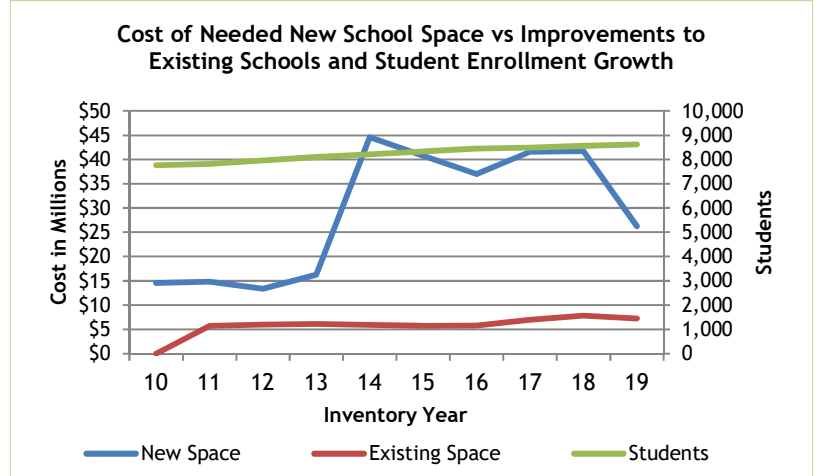
**TOP 3**



■ = Local  
■ = Regional (Serves Multiple Counties)

## Estimated Cost of Needed Infrastructure for Bedford County Five-year period July 2019 through June 2024

Project Type	Conceptual	Planning & Design + Construction
Transportation	\$ 40,352,000	\$ 117,681,777
New Public Schools & Additions	\$ 5,847,192	\$ 20,400,000
Water and Wastewater	\$ 21,600,000	\$ -
Recreation	\$ 12,340,000	\$ 1,330,000
Law Enforcement	\$ 3,000,000	\$ 6,410,000
School Renovations	\$ 6,705,000	\$ 540,000
Public Buildings	\$ -	\$ 5,710,000
Other Facilities	\$ 1,636,000	\$ 2,920,000
Community Development	\$ 1,550,000	\$ -
Other Utilities	\$ 1,500,000	\$ -
Post-secondary Education	\$ 120,000	\$ -
Broadband	\$ -	\$ -
Business District Development	\$ -	\$ -
Fire Protection	\$ -	\$ -
Housing	\$ -	\$ -
Industrial Sites and Parks	\$ -	\$ -
Libraries, Museums, & Historic Sites	\$ -	\$ -
Other Education	\$ -	\$ -
Public Health Facilities	\$ -	\$ -
School-System-wide	\$ -	\$ -
Solid Waste	\$ -	\$ -
Storm Water	\$ -	\$ -
<b>Total</b>	<b>\$ 94,650,192</b>	<b>\$ 154,991,777</b>



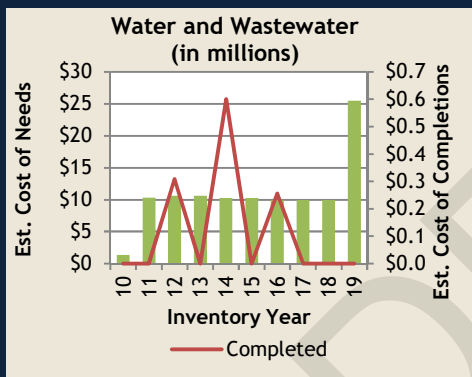
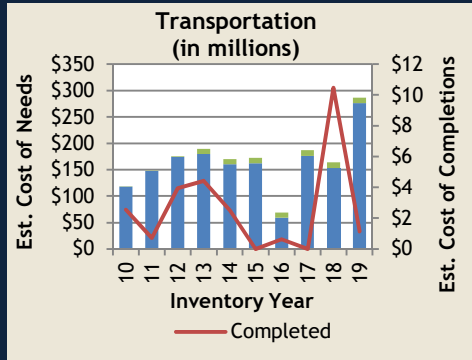
\*Total Estimated Cost = Conceptual + Planning & Design + Construction

## Benton County

Total Estimated Cost\* for Infrastructure Improvements

\$343,246,651

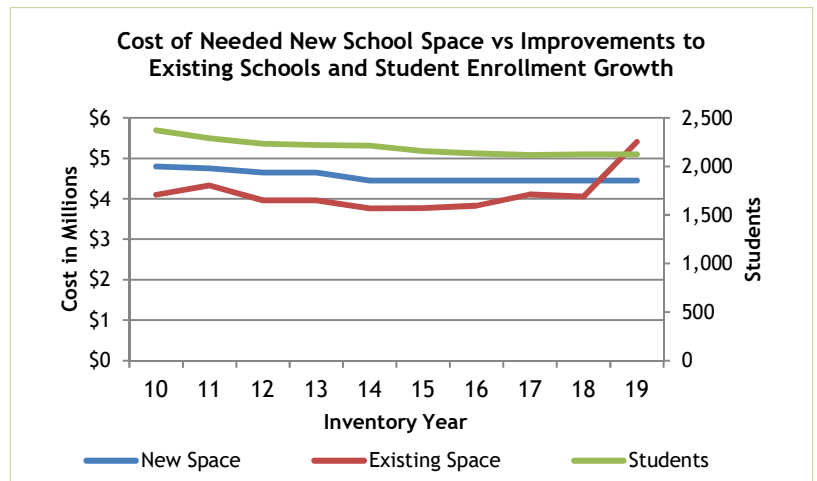
### TOP 3



■ = Local  
■ = Regional (Serves Multiple Counties)

## Estimated Cost of Needed Infrastructure for Benton County Five-year period July 2019 through June 2024

Project Type	Conceptual	Planning & Design + Construction
Transportation	\$ 127,727,000	\$ 158,996,535
Water and Wastewater	\$ 16,500,000	\$ 9,000,000
Recreation	\$ 13,715,000	\$ -
School Renovations	\$ 3,202,000	\$ 2,206,116
Public Buildings	\$ 5,300,000	\$ -
New Public Schools & Additions	\$ 4,450,000	\$ -
Fire Protection	\$ 1,400,000	\$ -
Law Enforcement	\$ 750,000	\$ -
Broadband	\$ -	\$ -
Business District Development	\$ -	\$ -
Community Development	\$ -	\$ -
Housing	\$ -	\$ -
Industrial Sites and Parks	\$ -	\$ -
Libraries, Museums, & Historic Sites	\$ -	\$ -
Other Education	\$ -	\$ -
Other Facilities	\$ -	\$ -
Other Utilities	\$ -	\$ -
Post-secondary Education	\$ -	\$ -
Public Health Facilities	\$ -	\$ -
School-System-wide	\$ -	\$ -
Solid Waste	\$ -	\$ -
Storm Water	\$ -	\$ -
<b>Total</b>	<b>\$ 173,044,000</b>	<b>\$ 170,202,651</b>



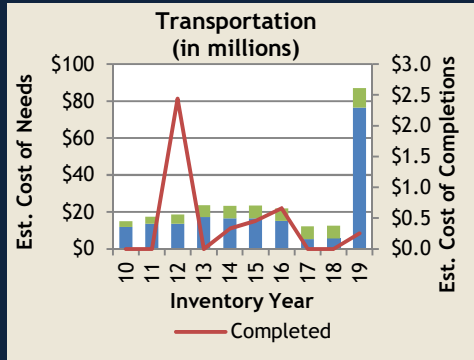
\*Total Estimated Cost = Conceptual + Planning & Design + Construction

## Bledsoe County

Total Estimated Cost\* for Infrastructure Improvements

**\$164,347,157**

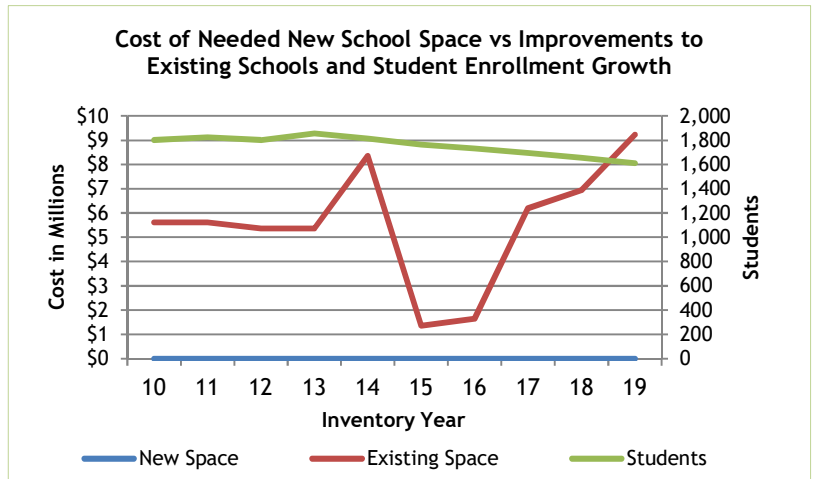
### TOP 3



■ = Local  
■ = Regional (Serves Multiple Counties)

## Estimated Cost of Needed Infrastructure for Bledsoe County Five-year period July 2019 through June 2024

Project Type	Conceptual	Planning & Design + Construction
Transportation	\$ 16,566,528	\$ 70,462,000
Law Enforcement	\$ 9,750,000	\$ 42,317,000
Public Health Facilities	\$ -	\$ 9,801,629
School Renovations	\$ 7,530,000	\$ 1,695,000
Water and Wastewater	\$ 4,225,000	\$ 1,000,000
Public Buildings	\$ 950,000	\$ -
Recreation	\$ 50,000	\$ -
Broadband	\$ -	\$ -
Business District Development	\$ -	\$ -
Community Development	\$ -	\$ -
Fire Protection	\$ -	\$ -
Housing	\$ -	\$ -
Industrial Sites and Parks	\$ -	\$ -
Libraries, Museums, & Historic Sites	\$ -	\$ -
New Public Schools & Additions	\$ -	\$ -
Other Education	\$ -	\$ -
Other Facilities	\$ -	\$ -
Other Utilities	\$ -	\$ -
Post-secondary Education	\$ -	\$ -
School-System-wide	\$ -	\$ -
Solid Waste	\$ -	\$ -
Storm Water	\$ -	\$ -
<b>Total</b>	<b>\$ 39,071,528</b>	<b>\$ 125,275,629</b>



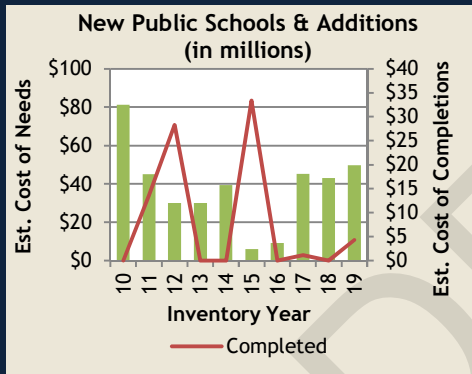
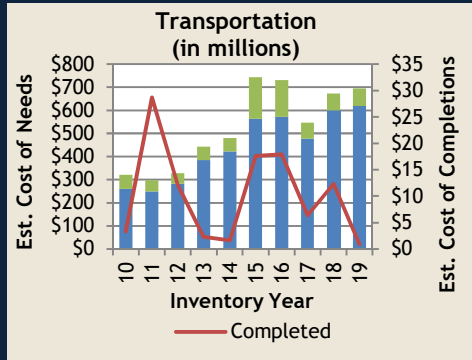
\*Total Estimated Cost = Conceptual + Planning & Design + Construction

## Blount County

Total Estimated Cost\* for Infrastructure Improvements

**\$863,113,024**

### TOP 3

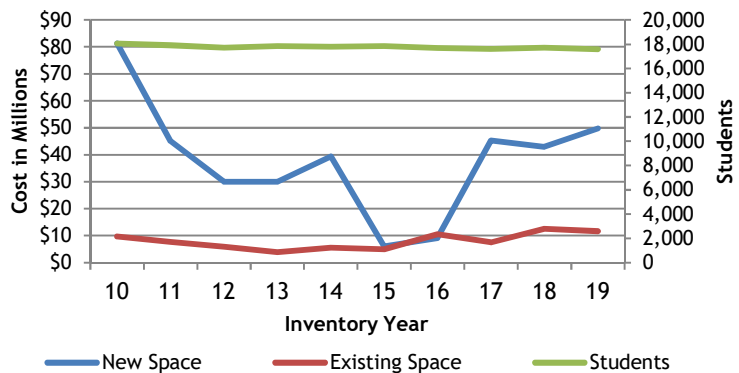


■ = Local  
■ = Regional (Serves Multiple Counties)

### Estimated Cost of Needed Infrastructure for Blount County Five-year period July 2019 through June 2024

Project Type	Conceptual	Planning & Design + Construction
Transportation	\$ 97,556,780	\$ 597,556,618
New Public Schools & Additions	\$ 27,805,000	\$ 22,000,000
Recreation	\$ 4,010,470	\$ 35,858,675
Water and Wastewater	\$ 18,950,000	\$ 13,071,973
Public Buildings	\$ -	\$ 17,300,000
Post-secondary Education	\$ 10,890,000	\$ 1,400,000
School Renovations	\$ 3,020,000	\$ 8,668,300
Fire Protection	\$ 2,546,408	\$ -
Other Utilities	\$ 1,300,000	\$ -
Solid Waste	\$ 600,000	\$ -
Other Facilities	\$ -	\$ 338,800
Law Enforcement	\$ -	\$ 240,000
Broadband	\$ -	\$ -
Business District Development	\$ -	\$ -
Community Development	\$ -	\$ -
Housing	\$ -	\$ -
Industrial Sites and Parks	\$ -	\$ -
Libraries, Museums, & Historic Sites	\$ -	\$ -
Other Education	\$ -	\$ -
Public Health Facilities	\$ -	\$ -
School-System-wide	\$ -	\$ -
Storm Water	\$ -	\$ -
<b>Total</b>	<b>\$ 166,678,658</b>	<b>\$ 696,434,366</b>

#### Cost of Needed New School Space vs Improvements to Existing Schools and Student Enrollment Growth

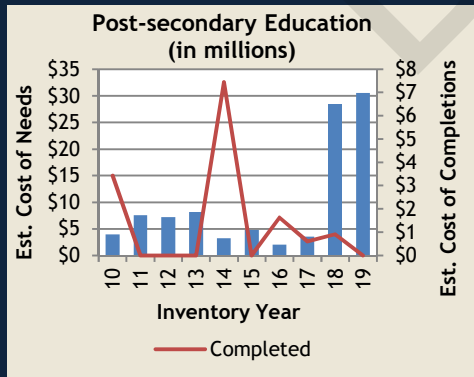
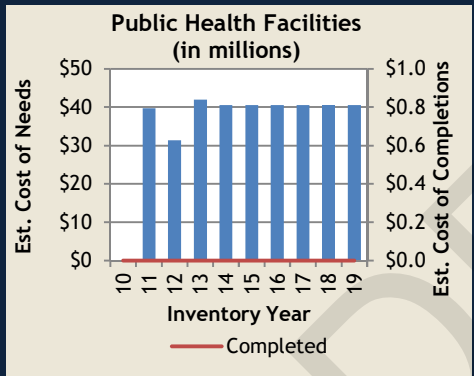
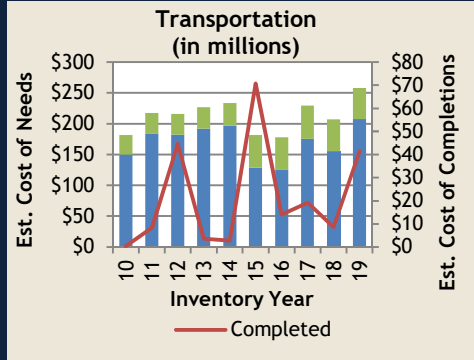


\*Total Estimated Cost = Conceptual + Planning & Design + Construction

## Bradley County

Total Estimated Cost\* for Infrastructure Improvements  
**\$387,335,692**

### TOP 3

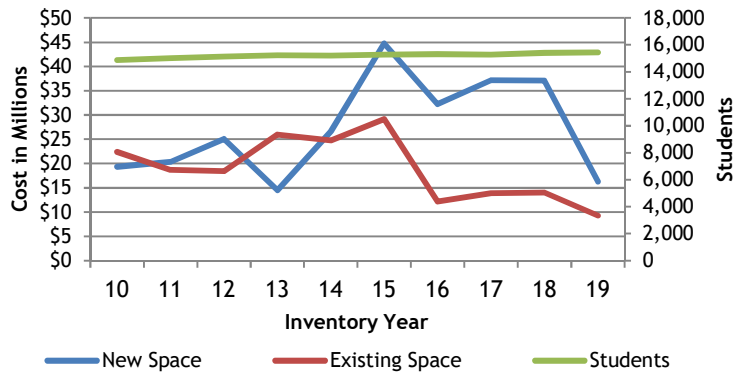


Local = Local  
 Regional = Regional (Serves Multiple Counties)

## Estimated Cost of Needed Infrastructure for Bradley County Five-year period July 2019 through June 2024

Project Type	Conceptual	Planning & Design + Construction
Transportation	\$ 54,727,000	\$ 203,488,745
Public Health Facilities	\$ -	\$ 40,500,000
Post-secondary Education	\$ 1,900,000	\$ 28,658,367
New Public Schools & Additions	\$ 12,700,000	\$ 3,584,500
School-System-wide	\$ -	\$ 16,000,000
Water and Wastewater	\$ 4,134,000	\$ 7,340,000
School Renovations	\$ 6,165,000	\$ 3,113,080
Libraries, Museums, & Historic Sites	\$ 2,700,000	\$ -
Public Buildings	\$ -	\$ 2,000,000
Recreation	\$ -	\$ 325,000
Broadband	\$ -	\$ -
Business District Development	\$ -	\$ -
Community Development	\$ -	\$ -
Fire Protection	\$ -	\$ -
Housing	\$ -	\$ -
Industrial Sites and Parks	\$ -	\$ -
Law Enforcement	\$ -	\$ -
Other Education	\$ -	\$ -
Other Facilities	\$ -	\$ -
Other Utilities	\$ -	\$ -
Solid Waste	\$ -	\$ -
Storm Water	\$ -	\$ -
<b>Total</b>	<b>\$ 82,326,000</b>	<b>\$ 305,009,692</b>

### Cost of Needed New School Space vs Improvements to Existing Schools and Student Enrollment Growth



\*Total Estimated Cost = Conceptual + Planning & Design + Construction

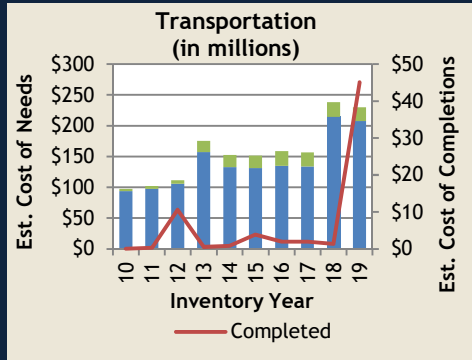


## Campbell County

Total Estimated Cost\* for Infrastructure Improvements

**\$275,913,659**

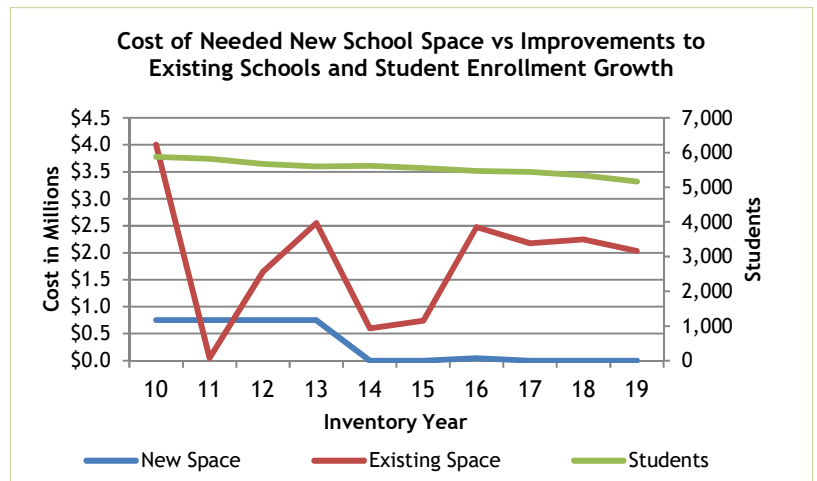
### TOP 3



■ = Local  
■ = Regional (Serves Multiple Counties)

## Estimated Cost of Needed Infrastructure for Campbell County Five-year period July 2019 through June 2024

Project Type	Conceptual	Planning & Design + Construction
Transportation	\$ 49,111,000	\$ 180,703,993
Recreation	\$ 19,630,000	\$ 1,412,166
Water and Wastewater	\$ 4,225,000	\$ 7,076,000
Community Development	\$ 5,100,000	\$ -
Public Buildings	\$ 2,000,000	\$ 2,000,000
Industrial Sites and Parks	\$ 1,500,000	\$ 680,000
School Renovations	\$ 128,000	\$ 1,907,500
Fire Protection	\$ 200,000	\$ -
Post-secondary Education	\$ 140,000	\$ -
Storm Water	\$ -	\$ 100,000
Broadband	\$ -	\$ -
Business District Development	\$ -	\$ -
Housing	\$ -	\$ -
Law Enforcement	\$ -	\$ -
Libraries, Museums, & Historic Sites	\$ -	\$ -
New Public Schools & Additions	\$ -	\$ -
Other Education	\$ -	\$ -
Other Facilities	\$ -	\$ -
Other Utilities	\$ -	\$ -
Public Health Facilities	\$ -	\$ -
School-System-wide	\$ -	\$ -
Solid Waste	\$ -	\$ -
<b>Total</b>	<b>\$ 82,034,000</b>	<b>\$ 193,879,659</b>

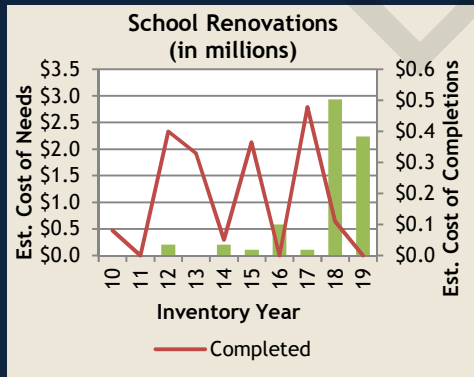
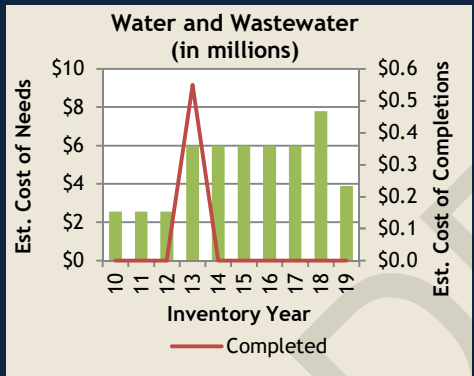
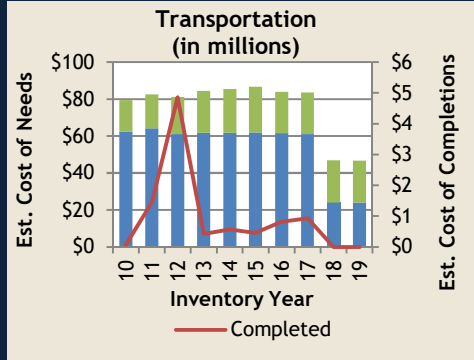


\*Total Estimated Cost = Conceptual + Planning & Design + Construction

## Cannon County

Total Estimated Cost\* for Infrastructure Improvements  
**\$53,837,000**

### TOP 3

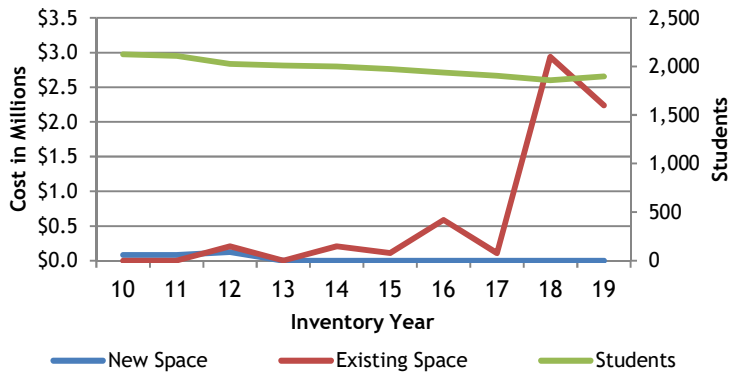


■ = Local  
■ = Regional (Serves Multiple Counties)

## Estimated Cost of Needed Infrastructure for Cannon County Five-year period July 2019 through June 2024

Project Type	Conceptual	Planning & Design + Construction
Transportation	\$ 24,436,000	\$ 22,363,000
Water and Wastewater	\$ -	\$ 3,900,000
School Renovations	\$ 2,195,000	\$ 43,000
Fire Protection	\$ -	\$ 750,000
Solid Waste	\$ -	\$ 150,000
Broadband	\$ -	\$ -
Business District Development	\$ -	\$ -
Community Development	\$ -	\$ -
Housing	\$ -	\$ -
Industrial Sites and Parks	\$ -	\$ -
Law Enforcement	\$ -	\$ -
Libraries, Museums, & Historic Sites	\$ -	\$ -
New Public Schools & Additions	\$ -	\$ -
Other Education	\$ -	\$ -
Other Facilities	\$ -	\$ -
Other Utilities	\$ -	\$ -
Post-secondary Education	\$ -	\$ -
Public Buildings	\$ -	\$ -
Public Health Facilities	\$ -	\$ -
Recreation	\$ -	\$ -
School-System-wide	\$ -	\$ -
Storm Water	\$ -	\$ -
<b>Total</b>	<b>\$ 26,631,000</b>	<b>\$ 27,206,000</b>

### Cost of Needed New School Space vs Improvements to Existing Schools and Student Enrollment Growth



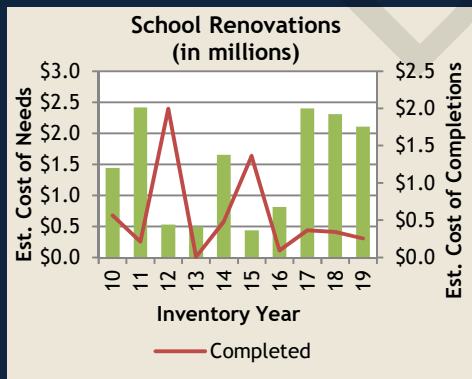
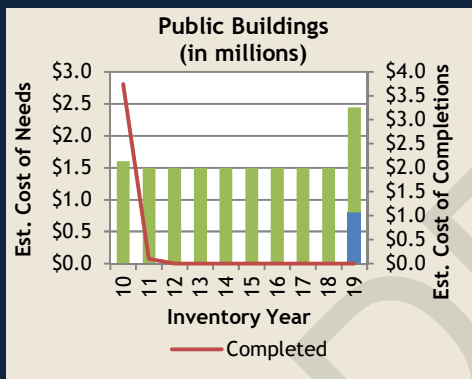
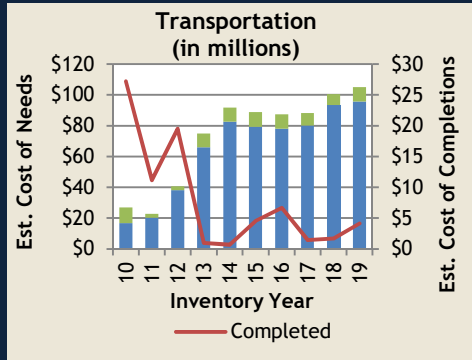
\*Total Estimated Cost = Conceptual + Planning & Design + Construction

## Carroll County

Total Estimated Cost\* for Infrastructure Improvements

**\$116,502,329**

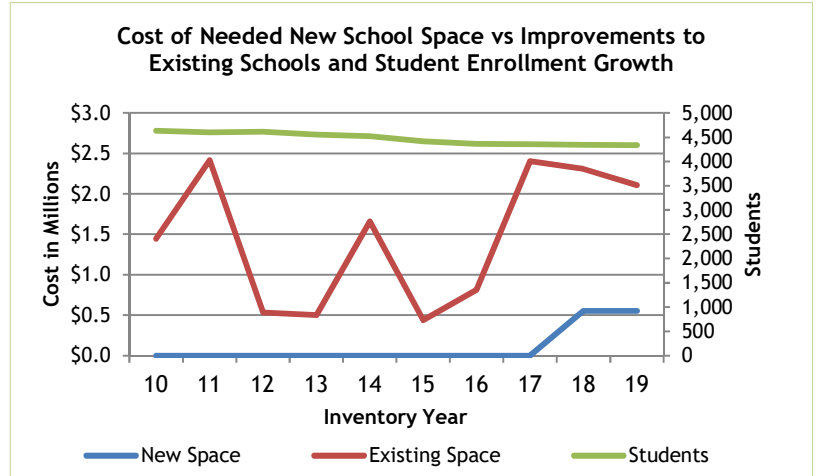
### TOP 3



■ = Local  
■ = Regional (Serves Multiple Counties)

### Estimated Cost of Needed Infrastructure for Carroll County Five-year period July 2019 through June 2024

Project Type	Conceptual	Planning & Design + Construction
Transportation	\$ 43,680,000	\$ 61,476,800
Public Buildings	\$ 2,300,000	\$ 147,000
School Renovations	\$ 1,860,000	\$ 246,000
Recreation	\$ 1,305,000	\$ 620,000
Water and Wastewater	\$ 1,089,000	\$ 836,000
Law Enforcement	\$ 915,000	\$ -
New Public Schools & Additions	\$ -	\$ 551,792
Storm Water	\$ -	\$ 443,275
Fire Protection	\$ 400,000	\$ -
Other Facilities	\$ 375,000	\$ -
Industrial Sites and Parks	\$ -	\$ 257,462
Broadband	\$ -	\$ -
Business District Development	\$ -	\$ -
Community Development	\$ -	\$ -
Housing	\$ -	\$ -
Libraries, Museums, & Historic Sites	\$ -	\$ -
Other Education	\$ -	\$ -
Other Utilities	\$ -	\$ -
Post-secondary Education	\$ -	\$ -
Public Health Facilities	\$ -	\$ -
School-System-wide	\$ -	\$ -
Solid Waste	\$ -	\$ -
<b>Total</b>	<b>\$ 51,924,000</b>	<b>\$ 64,578,329</b>



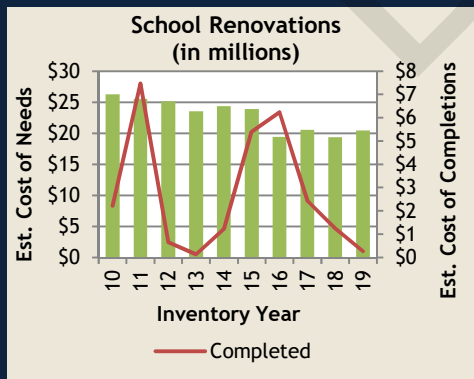
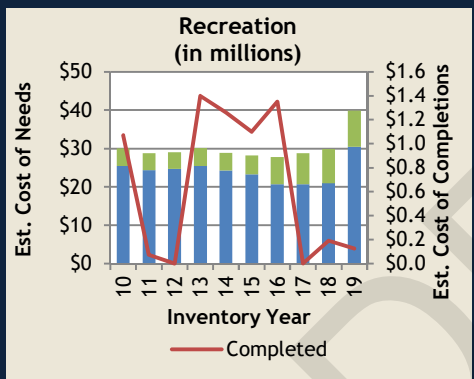
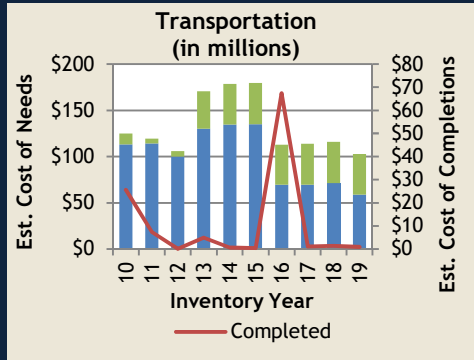
\*Total Estimated Cost = Conceptual + Planning & Design + Construction

## Carter County

Total Estimated Cost\* for Infrastructure Improvements

**\$203,824,065**

## TOP 3

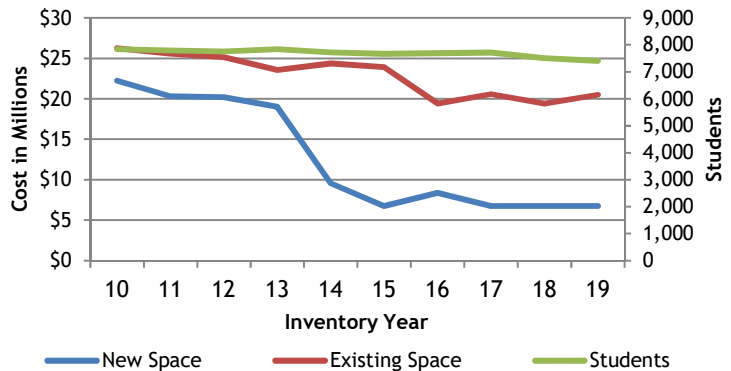


■ = Local  
■ = Regional (Serves Multiple Counties)

## Estimated Cost of Needed Infrastructure for Carter County Five-year period July 2019 through June 2024

Project Type	Conceptual	Planning & Design + Construction
Transportation	\$ 66,156,000	\$ 36,918,641
Recreation	\$ 14,410,000	\$ 25,440,745
School Renovations	\$ 18,245,650	\$ 2,245,784
Water and Wastewater	\$ 10,505,000	\$ 1,810,465
New Public Schools & Additions	\$ 6,700,000	\$ 60,000
Post-secondary Education	\$ 2,790,000	\$ 1,683,796
Housing	\$ 3,100,000	\$ 1,000,000
Law Enforcement	\$ -	\$ 3,580,000
Libraries, Museums, & Historic Sites	\$ -	\$ 3,100,000
Fire Protection	\$ 1,750,000	\$ 507,984
Community Development	\$ 1,100,000	\$ -
Solid Waste	\$ 950,000	\$ -
Industrial Sites and Parks	\$ 720,000	\$ -
Business District Development	\$ -	\$ 550,000
Public Buildings	\$ 500,000	\$ -
Broadband	\$ -	\$ -
Other Education	\$ -	\$ -
Other Facilities	\$ -	\$ -
Other Utilities	\$ -	\$ -
Public Health Facilities	\$ -	\$ -
School-System-wide	\$ -	\$ -
Storm Water	\$ -	\$ -
<b>Total</b>	<b>\$ 126,926,650</b>	<b>\$ 76,897,415</b>

### Cost of Needed New School Space vs Improvements to Existing Schools and Student Enrollment Growth



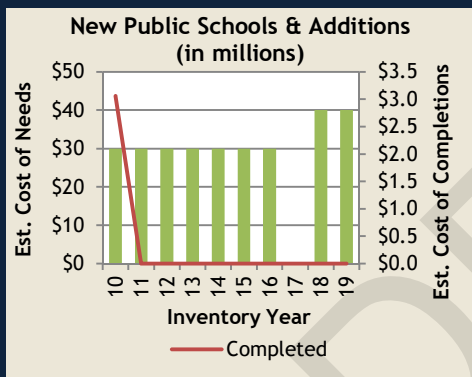
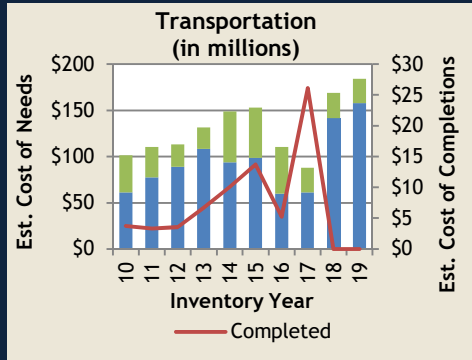
\*Total Estimated Cost = Conceptual + Planning & Design + Construction

## Cheatham County

Total Estimated Cost\* for Infrastructure Improvements

**\$279,457,780**

### TOP 3

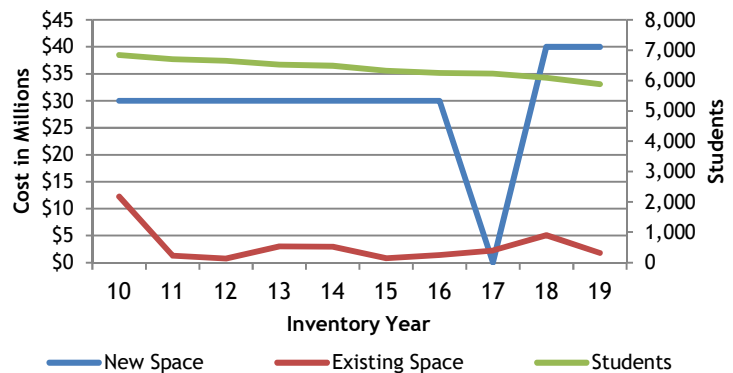


■ = Local  
■ = Regional (Serves Multiple Counties)

### Estimated Cost of Needed Infrastructure for Cheatham County Five-year period July 2019 through June 2024

Project Type	Conceptual	Planning & Design + Construction
Transportation	\$ 26,846,000	\$ 157,320,885
New Public Schools & Additions	\$ -	\$ 40,000,000
Recreation	\$ 13,045,295	\$ 2,450,850
Water and Wastewater	\$ 1,675,000	\$ 13,000,000
Law Enforcement	\$ -	\$ 12,000,000
Community Development	\$ 3,000,000	\$ -
Industrial Sites and Parks	\$ 2,100,000	\$ -
School Renovations	\$ -	\$ 1,789,040
Fire Protection	\$ 100,000	\$ 1,630,710
Public Buildings	\$ -	\$ 1,600,000
School-System-wide	\$ -	\$ 1,200,000
Libraries, Museums, & Historic Sites	\$ 1,000,000	\$ -
Business District Development	\$ 500,000	\$ -
Storm Water	\$ 200,000	\$ -
Broadband	\$ -	\$ -
Housing	\$ -	\$ -
Other Education	\$ -	\$ -
Other Facilities	\$ -	\$ -
Other Utilities	\$ -	\$ -
Post-secondary Education	\$ -	\$ -
Public Health Facilities	\$ -	\$ -
Solid Waste	\$ -	\$ -
<b>Total</b>	<b>\$ 48,466,295</b>	<b>\$ 230,991,485</b>

#### Cost of Needed New School Space vs Improvements to Existing Schools and Student Enrollment Growth

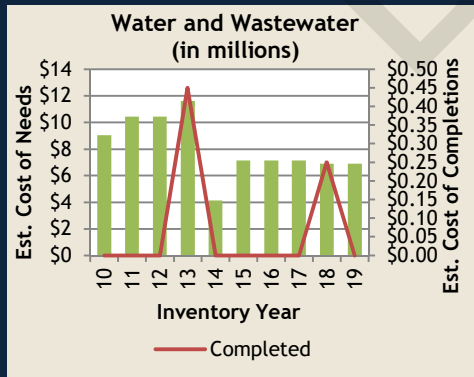
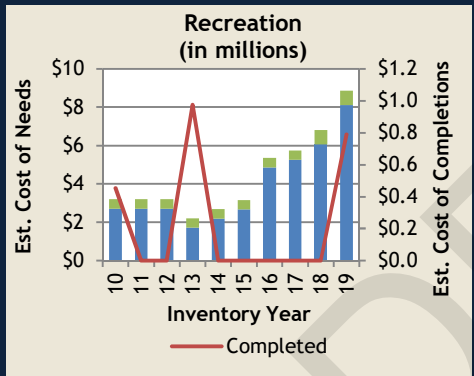
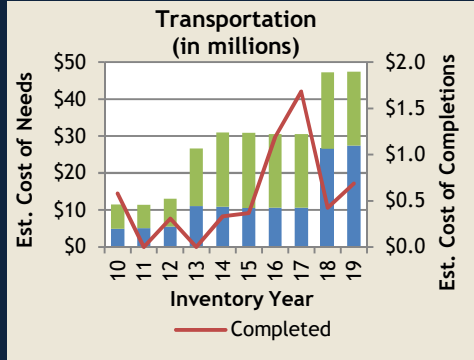


\*Total Estimated Cost = Conceptual + Planning & Design + Construction

## Chester County

Total Estimated Cost\* for Infrastructure Improvements  
**\$72,599,650**

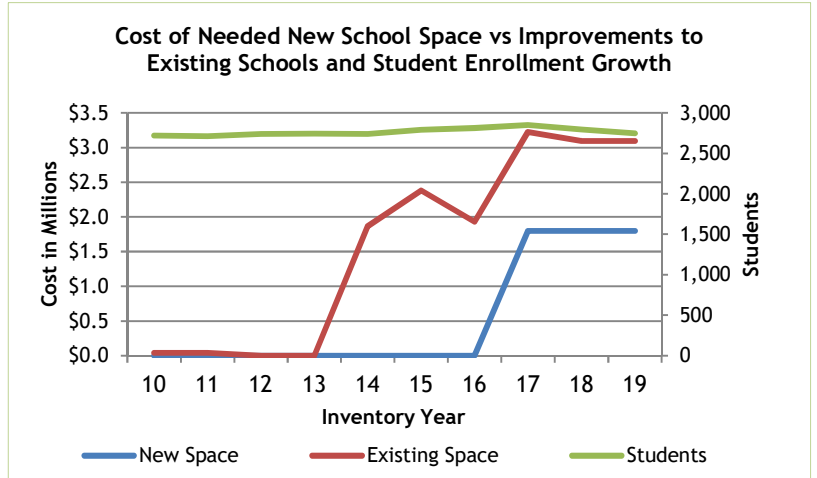
### TOP 3



■ = Local  
■ = Regional (Serves Multiple Counties)

### Estimated Cost of Needed Infrastructure for Chester County Five-year period July 2019 through June 2024

Project Type	Conceptual	Planning & Design + Construction
Transportation	\$ 17,227,000	\$ 30,147,900
Recreation	\$ 6,410,000	\$ 2,450,000
Water and Wastewater	\$ 6,900,000	\$ -
Public Buildings	\$ 3,470,000	\$ -
School Renovations	\$ 3,094,750	\$ -
New Public Schools & Additions	\$ -	\$ 1,800,000
Law Enforcement	\$ 1,100,000	\$ -
Broadband	\$ -	\$ -
Business District Development	\$ -	\$ -
Community Development	\$ -	\$ -
Fire Protection	\$ -	\$ -
Housing	\$ -	\$ -
Industrial Sites and Parks	\$ -	\$ -
Libraries, Museums, & Historic Sites	\$ -	\$ -
Other Education	\$ -	\$ -
Other Facilities	\$ -	\$ -
Other Utilities	\$ -	\$ -
Post-secondary Education	\$ -	\$ -
Public Health Facilities	\$ -	\$ -
School-System-wide	\$ -	\$ -
Solid Waste	\$ -	\$ -
Storm Water	\$ -	\$ -
<b>Total</b>	<b>\$ 38,201,750</b>	<b>\$ 34,397,900</b>



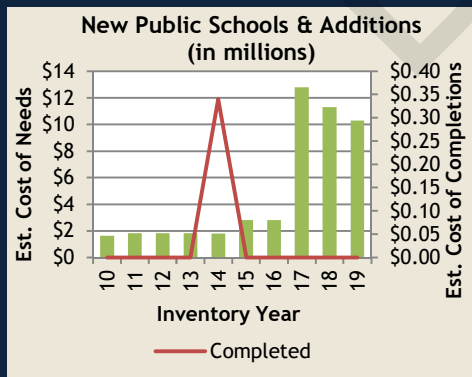
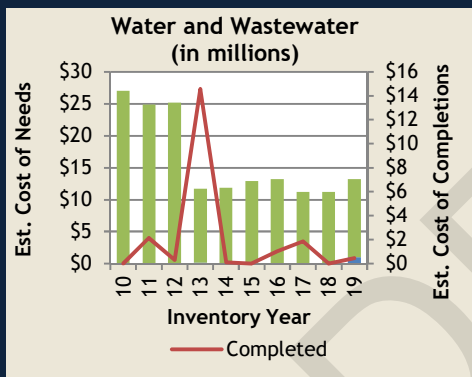
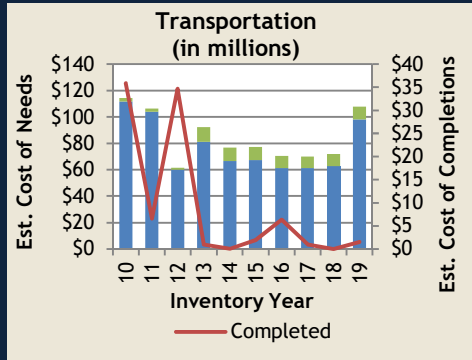
\*Total Estimated Cost = Conceptual + Planning & Design + Construction

## Claiborne County

Total Estimated Cost\* for Infrastructure Improvements

**\$141,706,440**

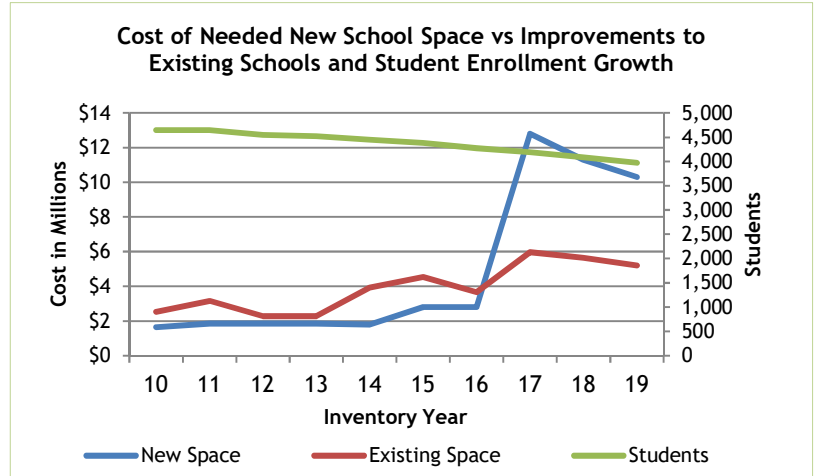
### TOP 3



■ = Local  
■ = Regional (Serves Multiple Counties)

### Estimated Cost of Needed Infrastructure for Claiborne County Five-year period July 2019 through June 2024

Project Type	Conceptual	Planning & Design + Construction
Transportation	\$ 25,179,000	\$ 82,614,399
Water and Wastewater	\$ 11,869,720	\$ 1,350,000
New Public Schools & Additions	\$ 10,300,000	\$ -
School Renovations	\$ 4,570,560	\$ 625,000
Law Enforcement	\$ 895,000	\$ 760,000
Recreation	\$ 500,000	\$ 942,761
Fire Protection	\$ 1,000,000	\$ -
Public Buildings	\$ 500,000	\$ -
Business District Development	\$ 400,000	\$ -
Other Facilities	\$ 200,000	\$ -
Broadband	\$ -	\$ -
Community Development	\$ -	\$ -
Housing	\$ -	\$ -
Industrial Sites and Parks	\$ -	\$ -
Libraries, Museums, & Historic Sites	\$ -	\$ -
Other Education	\$ -	\$ -
Other Utilities	\$ -	\$ -
Post-secondary Education	\$ -	\$ -
Public Health Facilities	\$ -	\$ -
School-System-wide	\$ -	\$ -
Solid Waste	\$ -	\$ -
Storm Water	\$ -	\$ -
<b>Total</b>	<b>\$ 55,414,280</b>	<b>\$ 86,292,160</b>



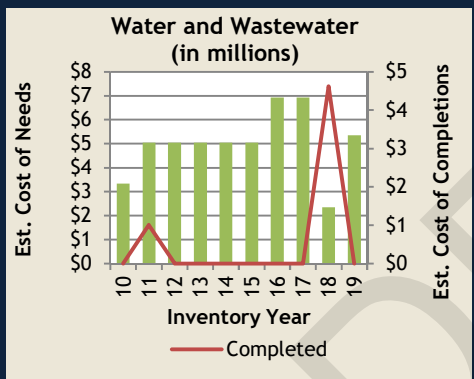
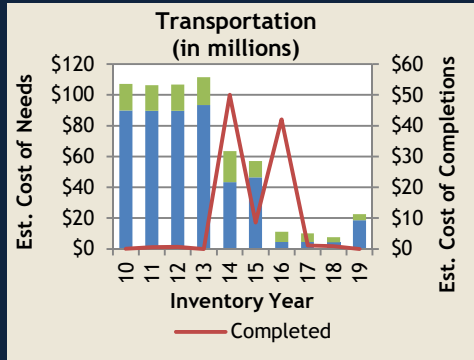
\*Total Estimated Cost = Conceptual + Planning & Design + Construction



## Clay County

Total Estimated Cost\* for Infrastructure Improvements  
**\$40,712,324**

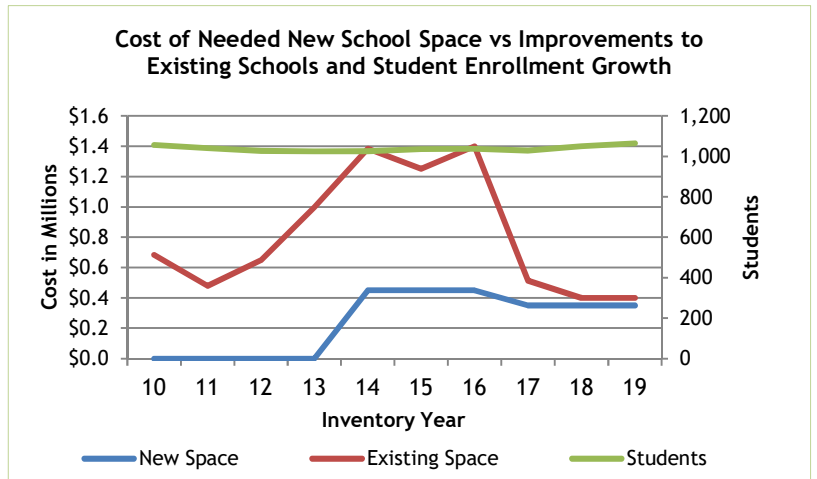
### TOP 3



■ = Local  
■ = Regional (Serves Multiple Counties)

## Estimated Cost of Needed Infrastructure for Clay County Five-year period July 2019 through June 2024

Project Type	Conceptual	Planning & Design + Construction
Transportation	\$ 7,986,000	\$ 14,626,324
Water and Wastewater	\$ 3,000,000	\$ 2,350,000
Law Enforcement	\$ -	\$ 5,000,000
Other Utilities	\$ 5,000,000	\$ -
Industrial Sites and Parks	\$ -	\$ 1,200,000
Solid Waste	\$ 300,000	\$ 500,000
School Renovations	\$ 400,000	\$ -
New Public Schools & Additions	\$ 350,000	\$ -
Broadband	\$ -	\$ -
Business District Development	\$ -	\$ -
Community Development	\$ -	\$ -
Fire Protection	\$ -	\$ -
Housing	\$ -	\$ -
Libraries, Museums, & Historic Sites	\$ -	\$ -
Other Education	\$ -	\$ -
Other Facilities	\$ -	\$ -
Post-secondary Education	\$ -	\$ -
Public Buildings	\$ -	\$ -
Public Health Facilities	\$ -	\$ -
Recreation	\$ -	\$ -
School-System-wide	\$ -	\$ -
Storm Water	\$ -	\$ -
<b>Total</b>	<b>\$ 17,036,000</b>	<b>\$ 23,676,324</b>



\*Total Estimated Cost = Conceptual + Planning & Design + Construction

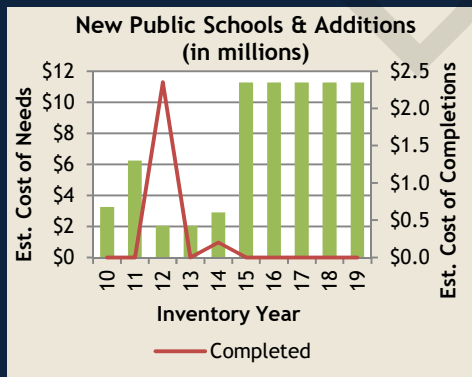
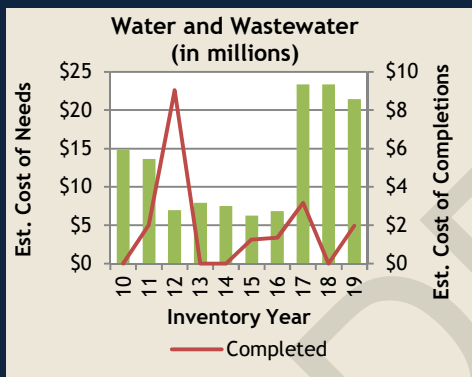
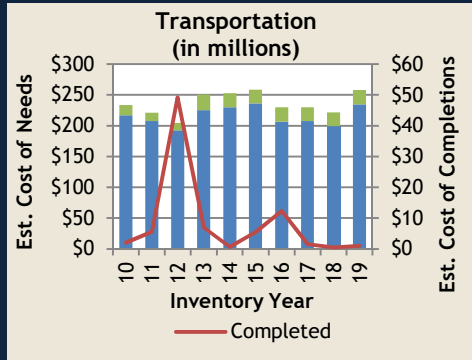


## Cocke County

Total Estimated Cost\* for Infrastructure Improvements

**\$319,836,634**

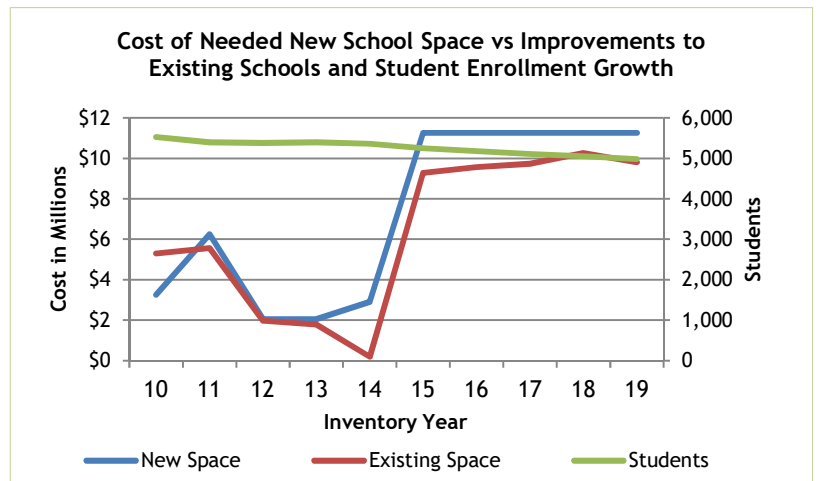
### TOP 3



■ = Local  
■ = Regional (Serves Multiple Counties)

### Estimated Cost of Needed Infrastructure for Cocke County Five-year period July 2019 through June 2024

Project Type	Conceptual	Planning & Design + Construction
Transportation	\$ 46,055,000	\$ 211,992,074
Water and Wastewater	\$ -	\$ 21,430,000
New Public Schools & Additions	\$ 7,676,000	\$ 3,590,000
School Renovations	\$ 8,116,000	\$ 1,700,000
Broadband	\$ -	\$ 7,000,000
Industrial Sites and Parks	\$ 5,300,000	\$ -
Law Enforcement	\$ 3,000,000	\$ -
Other Utilities	\$ 2,900,000	\$ -
Public Buildings	\$ 570,000	\$ -
Recreation	\$ -	\$ 507,560
Business District Development	\$ -	\$ -
Community Development	\$ -	\$ -
Fire Protection	\$ -	\$ -
Housing	\$ -	\$ -
Libraries, Museums, & Historic Sites	\$ -	\$ -
Other Education	\$ -	\$ -
Other Facilities	\$ -	\$ -
Post-secondary Education	\$ -	\$ -
Public Health Facilities	\$ -	\$ -
School-System-wide	\$ -	\$ -
Solid Waste	\$ -	\$ -
Storm Water	\$ -	\$ -
<b>Total</b>	<b>\$ 73,617,000</b>	<b>\$ 246,219,634</b>



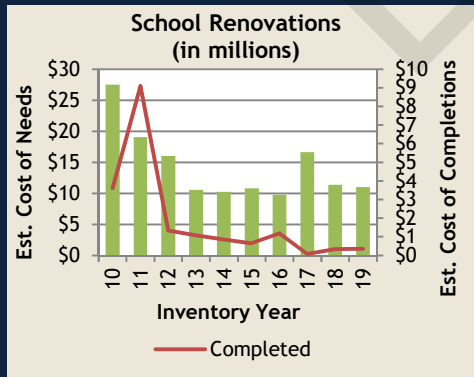
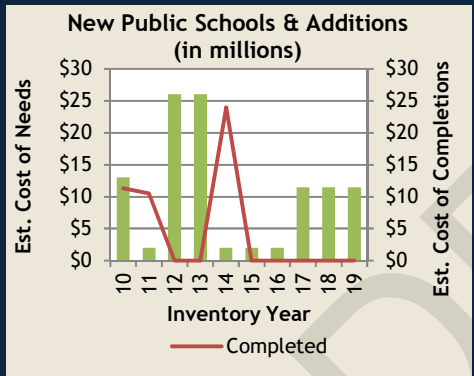
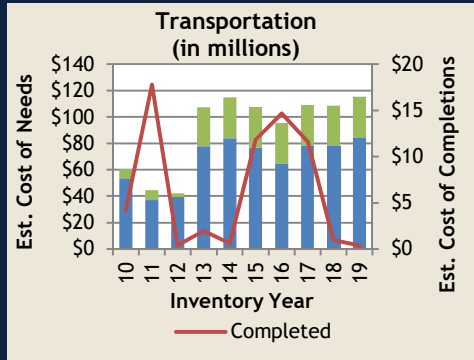
\*Total Estimated Cost = Conceptual + Planning & Design + Construction

## Coffee County

Total Estimated Cost\* for Infrastructure Improvements

**\$154,007,322**

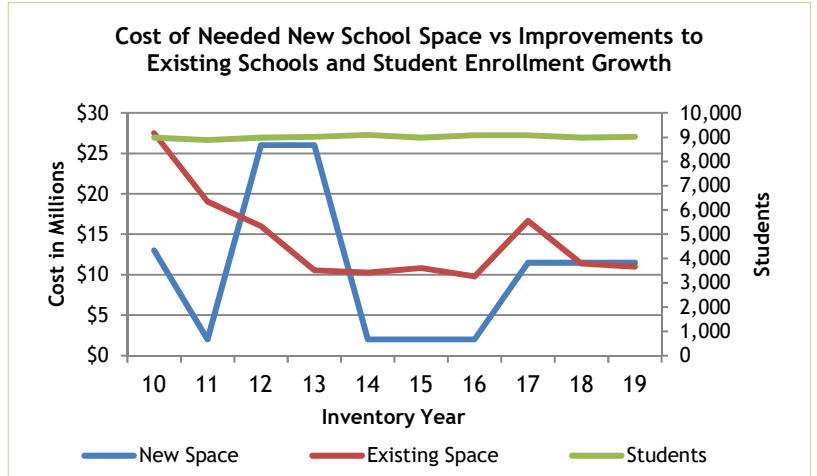
### TOP 3



■ = Local  
■ = Regional (Serves Multiple Counties)

### Estimated Cost of Needed Infrastructure for Coffee County Five-year period July 2019 through June 2024

Project Type	Conceptual	Planning & Design + Construction
Transportation	\$ 56,060,000	\$ 59,207,322
New Public Schools & Additions	\$ 11,000,000	\$ 500,000
School Renovations	\$ -	\$ 11,000,000
Water and Wastewater	\$ 4,000,000	\$ 6,140,000
Public Buildings	\$ -	\$ 3,200,000
Recreation	\$ -	\$ 2,400,000
Industrial Sites and Parks	\$ 500,000	\$ -
Broadband	\$ -	\$ -
Business District Development	\$ -	\$ -
Community Development	\$ -	\$ -
Fire Protection	\$ -	\$ -
Housing	\$ -	\$ -
Law Enforcement	\$ -	\$ -
Libraries, Museums, & Historic Sites	\$ -	\$ -
Other Education	\$ -	\$ -
Other Facilities	\$ -	\$ -
Other Utilities	\$ -	\$ -
Post-secondary Education	\$ -	\$ -
Public Health Facilities	\$ -	\$ -
School-System-wide	\$ -	\$ -
Solid Waste	\$ -	\$ -
Storm Water	\$ -	\$ -
<b>Total</b>	<b>\$ 71,560,000</b>	<b>\$ 82,447,322</b>



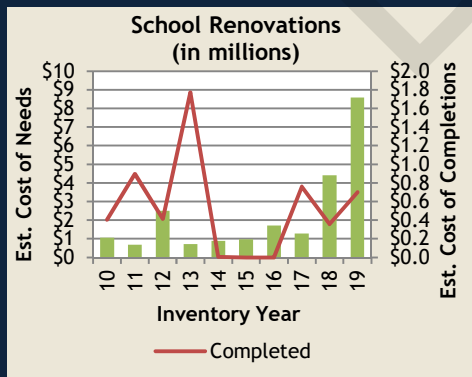
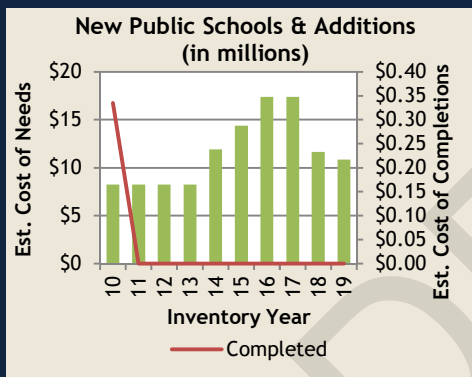
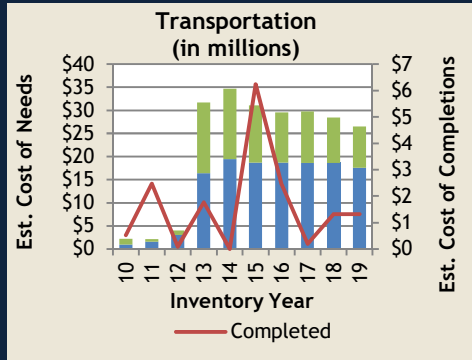
\*Total Estimated Cost = Conceptual + Planning & Design + Construction

## Crockett County

Total Estimated Cost\* for Infrastructure Improvements

**\$52,453,931**

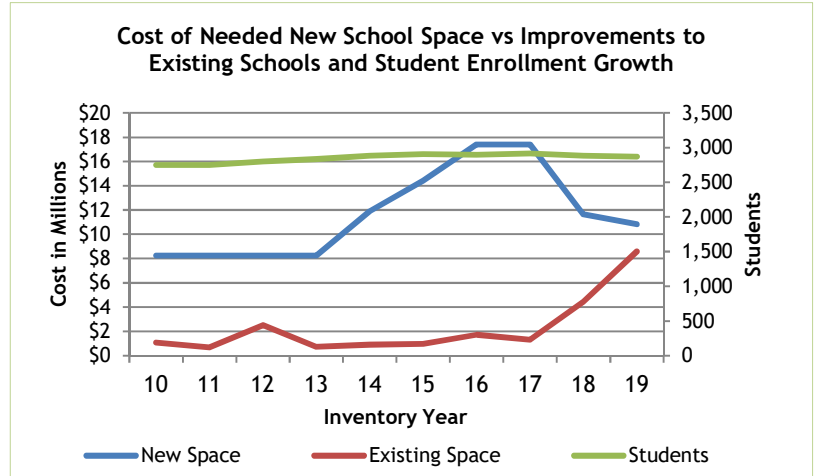
**TOP 3**



■ = Local  
■ = Regional (Serves Multiple Counties)

### Estimated Cost of Needed Infrastructure for Crockett County Five-year period July 2019 through June 2024

Project Type	Conceptual	Planning & Design + Construction
Transportation	\$ 23,637,000	\$ 2,862,300
New Public Schools & Additions	\$ 3,050,000	\$ 7,771,224
School Renovations	\$ 1,525,000	\$ 7,060,924
Water and Wastewater	\$ 2,622,726	\$ 404,000
Public Buildings	\$ 700,000	\$ 995,757
Recreation	\$ 1,325,000	\$ -
Community Development	\$ 500,000	\$ -
Broadband	\$ -	\$ -
Business District Development	\$ -	\$ -
Fire Protection	\$ -	\$ -
Housing	\$ -	\$ -
Industrial Sites and Parks	\$ -	\$ -
Law Enforcement	\$ -	\$ -
Libraries, Museums, & Historic Sites	\$ -	\$ -
Other Education	\$ -	\$ -
Other Facilities	\$ -	\$ -
Other Utilities	\$ -	\$ -
Post-secondary Education	\$ -	\$ -
Public Health Facilities	\$ -	\$ -
School-System-wide	\$ -	\$ -
Solid Waste	\$ -	\$ -
Storm Water	\$ -	\$ -
<b>Total</b>	<b>\$ 33,359,726</b>	<b>\$ 19,094,205</b>



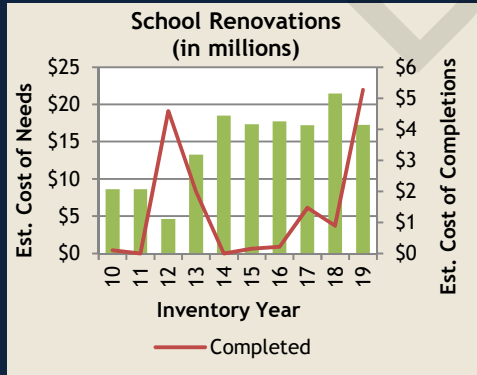
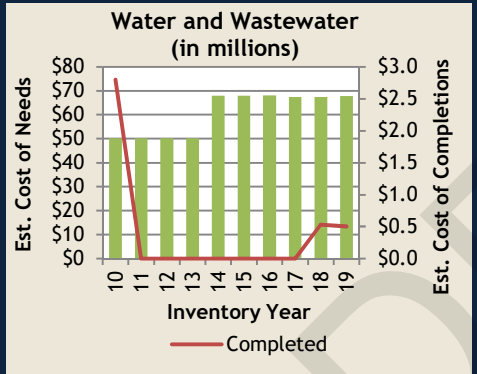
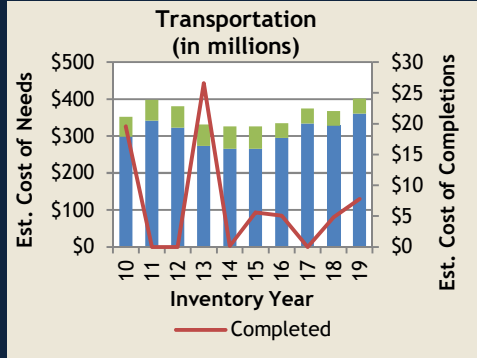
\*Total Estimated Cost = Conceptual + Planning & Design + Construction

## Cumberland County

Total Estimated Cost\* for Infrastructure Improvements

**\$513,952,962**

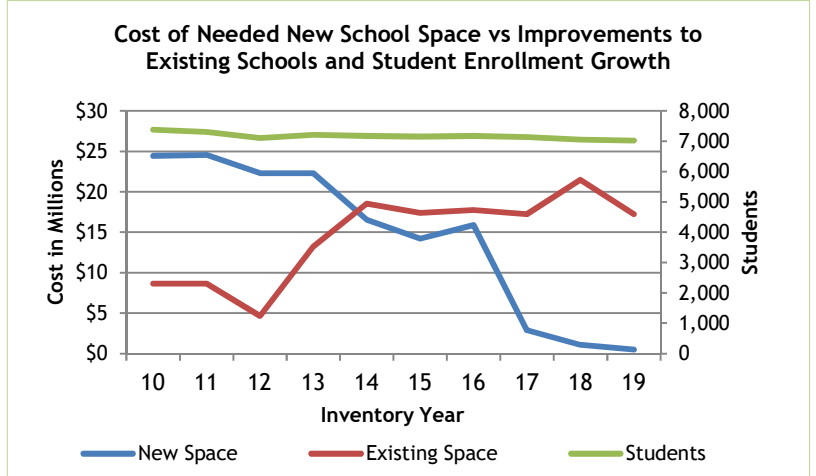
## TOP 3



■ = Local  
■ = Regional (Serves Multiple Counties)

### Estimated Cost of Needed Infrastructure for Cumberland County Five-year period July 2019 through June 2024

Project Type	Conceptual	Planning & Design + Construction
Transportation	\$ 30,866,000	\$ 370,972,508
Water and Wastewater	\$ 52,700,000	\$ 15,125,000
School Renovations	\$ 4,560,000	\$ 12,690,000
Industrial Sites and Parks	\$ -	\$ 9,000,000
Recreation	\$ 5,160,000	\$ 2,779,454
Business District Development	\$ -	\$ 6,000,000
Post-secondary Education	\$ 2,200,000	\$ 1,100,000
New Public Schools & Additions	\$ 500,000	\$ -
Storm Water	\$ -	\$ 300,000
Broadband	\$ -	\$ -
Community Development	\$ -	\$ -
Fire Protection	\$ -	\$ -
Housing	\$ -	\$ -
Law Enforcement	\$ -	\$ -
Libraries, Museums, & Historic Sites	\$ -	\$ -
Other Education	\$ -	\$ -
Other Facilities	\$ -	\$ -
Other Utilities	\$ -	\$ -
Public Buildings	\$ -	\$ -
Public Health Facilities	\$ -	\$ -
School-System-wide	\$ -	\$ -
Solid Waste	\$ -	\$ -
<b>Total</b>	<b>\$ 95,986,000</b>	<b>\$ 417,966,962</b>



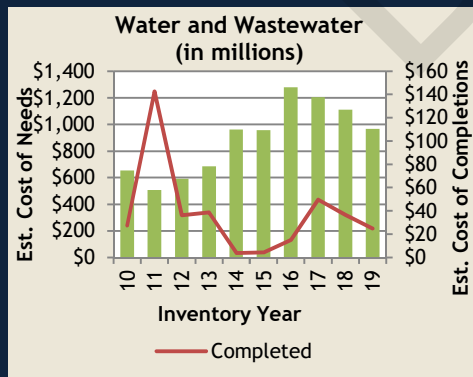
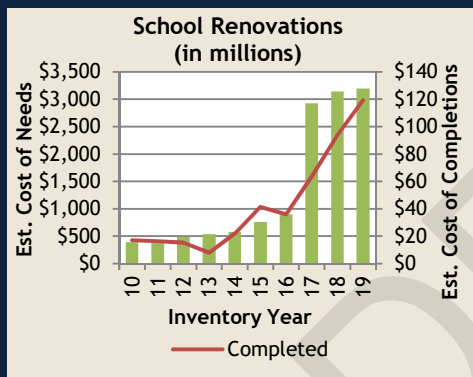
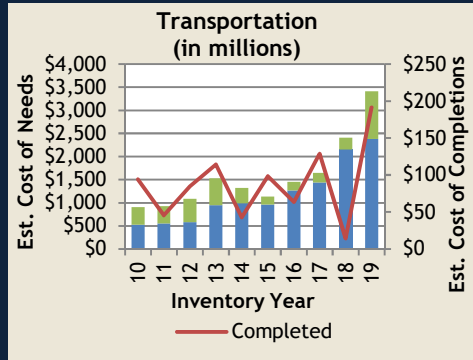
\*Total Estimated Cost = Conceptual + Planning & Design + Construction

## Davidson County

Total Estimated Cost\* for Infrastructure Improvements

**\$10,299,809,308**

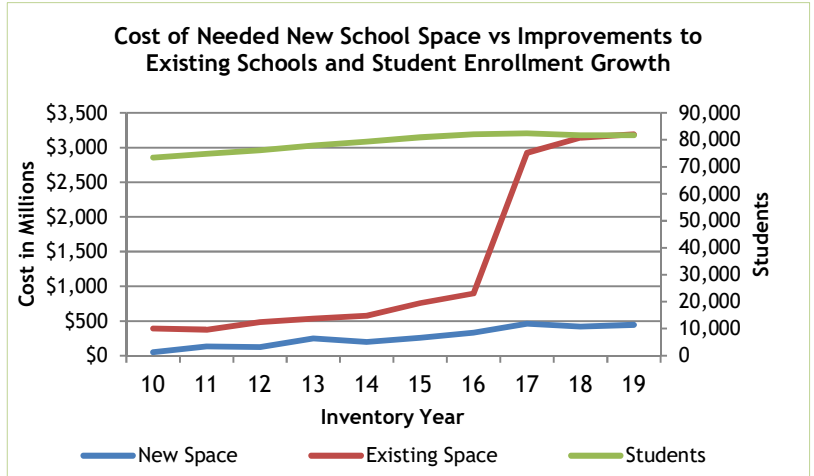
# TOP 3



■ = Local  
■ = Regional (Serves Multiple Counties)

### Estimated Cost of Needed Infrastructure for Davidson County Five-year period July 2019 through June 2024

Project Type	Conceptual	Planning & Design + Construction
Transportation	\$ 540,347,000	\$ 2,877,980,319
School Renovations	\$ 3,189,010,000	\$ 1,834,000
Water and Wastewater	\$ 950,000	\$ 966,359,200
Public Buildings	\$ 631,164,000	\$ 158,064,823
Law Enforcement	\$ 231,520,000	\$ 270,940,900
New Public Schools & Additions	\$ 445,930,000	\$ -
Post-secondary Education	\$ 194,609,726	\$ 209,853,340
Libraries, Museums, & Historic Sites	\$ 67,044,000	\$ 164,964,000
Recreation	\$ -	\$ 96,250,000
Public Health Facilities	\$ 47,120,000	\$ 11,658,000
Fire Protection	\$ 36,000,000	\$ 12,000,000
Housing	\$ -	\$ 45,000,000
Other Facilities	\$ 11,490,000	\$ 27,900,000
Community Development	\$ -	\$ 27,200,000
Other Education	\$ 10,150,000	\$ 5,420,000
Business District Development	\$ -	\$ 12,000,000
Other Utilities	\$ 6,600,000	\$ -
Storm Water	\$ 50,000	\$ 400,000
Broadband	\$ -	\$ -
Industrial Sites and Parks	\$ -	\$ -
School-System-wide	\$ -	\$ -
Solid Waste	\$ -	\$ -
<b>Total</b>	<b>\$ 5,411,984,726</b>	<b>\$ 4,887,824,582</b>

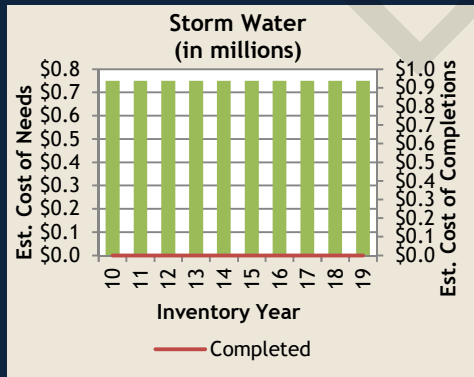
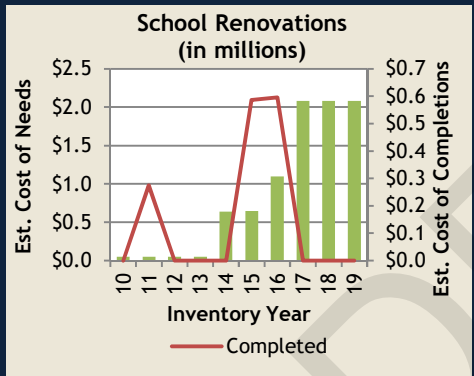
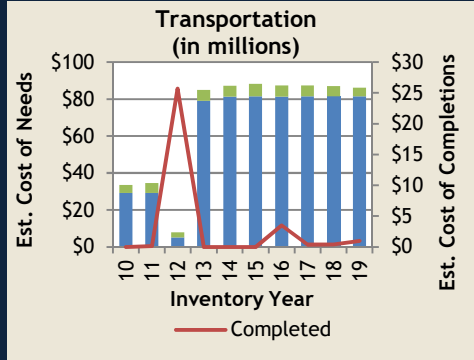


\*Total Estimated Cost = Conceptual + Planning & Design + Construction

## Decatur County

Total Estimated Cost\* for Infrastructure Improvements  
**\$89,137,700**

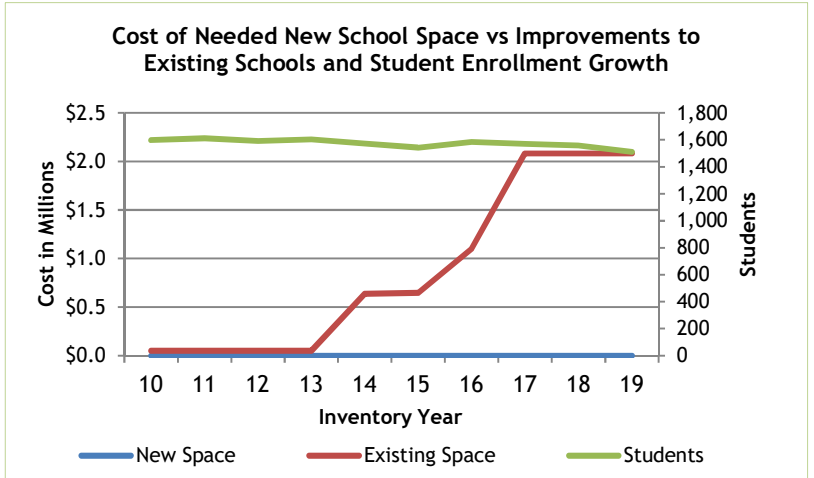
### TOP 3



■ = Local  
■ = Regional (Serves Multiple Counties)

## Estimated Cost of Needed Infrastructure for Decatur County Five-year period July 2019 through June 2024

Project Type	Conceptual	Planning & Design + Construction
Transportation	\$ 84,214,000	\$ 2,091,000
School Renovations	\$ 482,200	\$ 1,600,500
Storm Water	\$ 750,000	\$ -
Broadband	\$ -	\$ -
Business District Development	\$ -	\$ -
Community Development	\$ -	\$ -
Fire Protection	\$ -	\$ -
Housing	\$ -	\$ -
Industrial Sites and Parks	\$ -	\$ -
Law Enforcement	\$ -	\$ -
Libraries, Museums, & Historic Sites	\$ -	\$ -
New Public Schools & Additions	\$ -	\$ -
Other Education	\$ -	\$ -
Other Facilities	\$ -	\$ -
Other Utilities	\$ -	\$ -
Post-secondary Education	\$ -	\$ -
Public Buildings	\$ -	\$ -
Public Health Facilities	\$ -	\$ -
Recreation	\$ -	\$ -
School-System-wide	\$ -	\$ -
Solid Waste	\$ -	\$ -
Water and Wastewater	\$ -	\$ -
<b>Total</b>	<b>\$ 85,446,200</b>	<b>\$ 3,691,500</b>



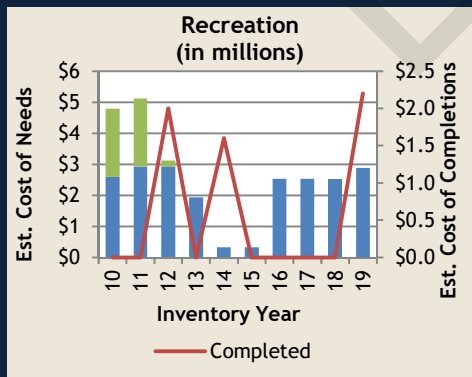
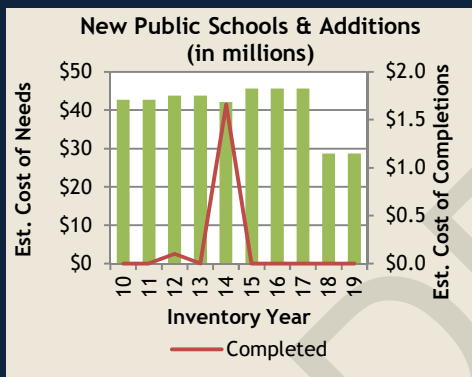
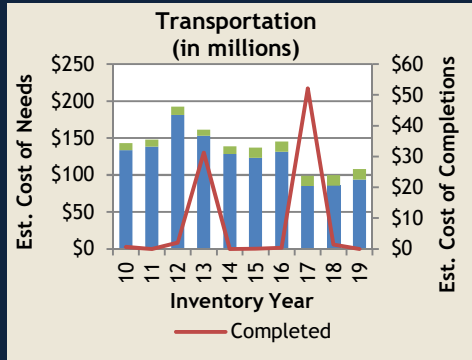
\*Total Estimated Cost = Conceptual + Planning & Design + Construction

## DeKalb County

Total Estimated Cost\* for Infrastructure Improvements

**\$144,081,811**

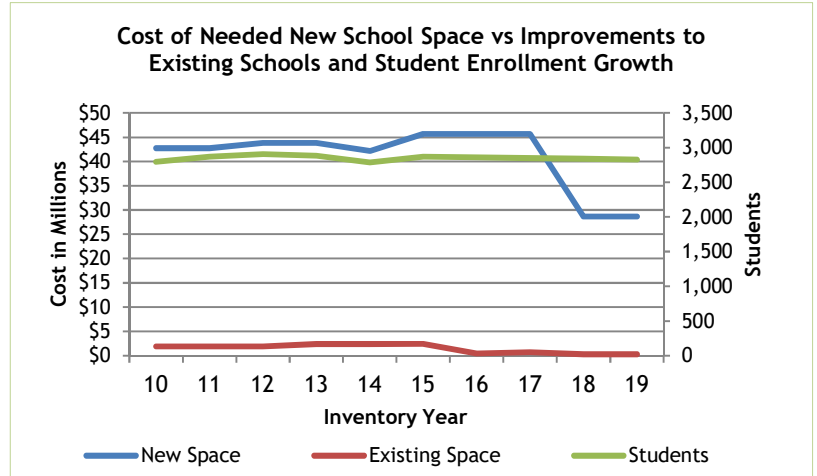
### TOP 3



■ = Local  
■ = Regional (Serves Multiple Counties)

### Estimated Cost of Needed Infrastructure for DeKalb County Five-year period July 2019 through June 2024

Project Type	Conceptual	Planning & Design + Construction
Transportation	\$ 17,671,000	\$ 90,641,311
New Public Schools & Additions	\$ 3,660,000	\$ 25,000,000
Recreation	\$ 2,880,000	\$ -
Industrial Sites and Parks	\$ 2,508,500	\$ -
Law Enforcement	\$ 1,300,000	\$ -
School Renovations	\$ 275,000	\$ -
Public Health Facilities	\$ -	\$ 146,000
Broadband	\$ -	\$ -
Business District Development	\$ -	\$ -
Community Development	\$ -	\$ -
Fire Protection	\$ -	\$ -
Housing	\$ -	\$ -
Libraries, Museums, & Historic Sites	\$ -	\$ -
Other Education	\$ -	\$ -
Other Facilities	\$ -	\$ -
Other Utilities	\$ -	\$ -
Post-secondary Education	\$ -	\$ -
Public Buildings	\$ -	\$ -
School-System-wide	\$ -	\$ -
Solid Waste	\$ -	\$ -
Storm Water	\$ -	\$ -
Water and Wastewater	\$ -	\$ -
<b>Total</b>	<b>\$ 28,294,500</b>	<b>\$ 115,787,311</b>



\*Total Estimated Cost = Conceptual + Planning & Design + Construction

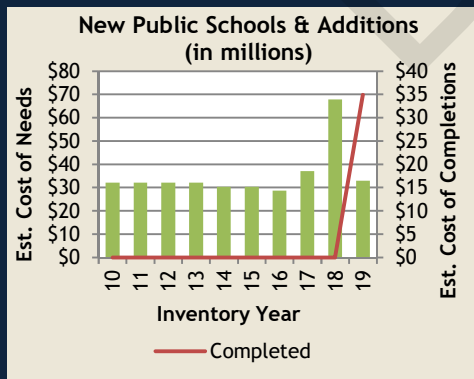
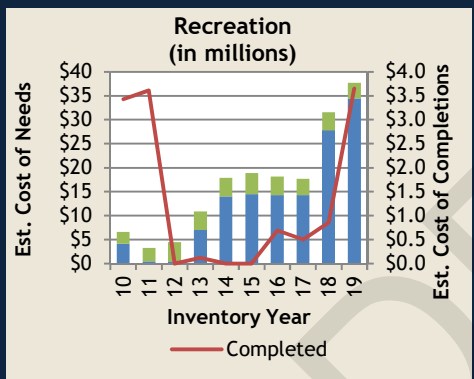
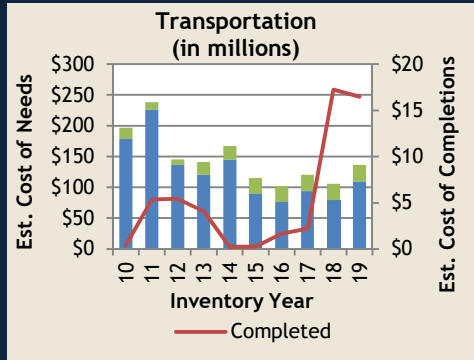


## Dickson County

Total Estimated Cost\* for Infrastructure Improvements

**\$267,105,234**

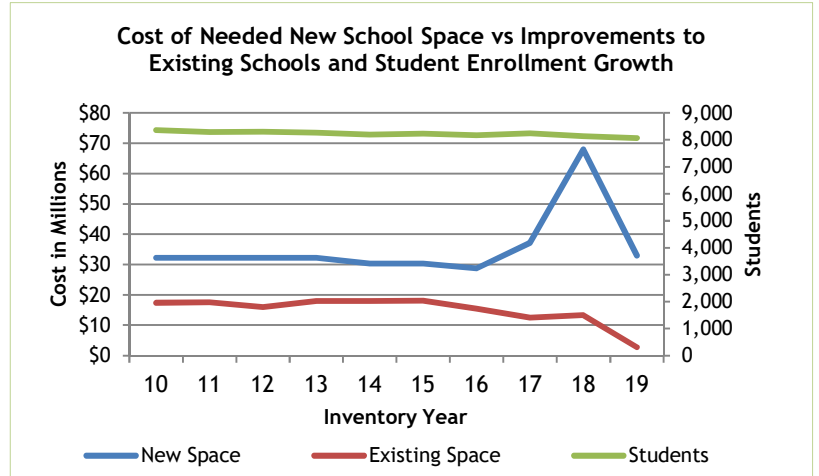
### TOP 3



■ = Local  
■ = Regional (Serves Multiple Counties)

## Estimated Cost of Needed Infrastructure for Dickson County Five-year period July 2019 through June 2024

Project Type	Conceptual	Planning & Design + Construction
Transportation	\$ 44,678,000	\$ 91,418,888
Recreation	\$ 18,345,000	\$ 19,395,000
New Public Schools & Additions	\$ 33,000,000	\$ -
Public Buildings	\$ 1,500,000	\$ 30,500,000
Water and Wastewater	\$ -	\$ 8,650,851
Law Enforcement	\$ 5,000,000	\$ -
Other Facilities	\$ 3,610,000	\$ -
School Renovations	\$ 1,760,000	\$ 1,000,000
Business District Development	\$ -	\$ 2,667,495
Fire Protection	\$ 2,000,000	\$ -
Solid Waste	\$ 1,750,000	\$ -
Community Development	\$ 1,000,000	\$ 630,000
School-System-wide	\$ -	\$ 200,000
Broadband	\$ -	\$ -
Housing	\$ -	\$ -
Industrial Sites and Parks	\$ -	\$ -
Libraries, Museums, & Historic Sites	\$ -	\$ -
Other Education	\$ -	\$ -
Other Utilities	\$ -	\$ -
Post-secondary Education	\$ -	\$ -
Public Health Facilities	\$ -	\$ -
Storm Water	\$ -	\$ -
<b>Total</b>	<b>\$ 112,643,000</b>	<b>\$ 154,462,234</b>



\*Total Estimated Cost = Conceptual + Planning & Design + Construction

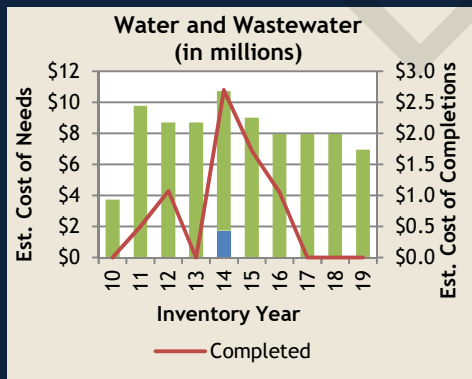
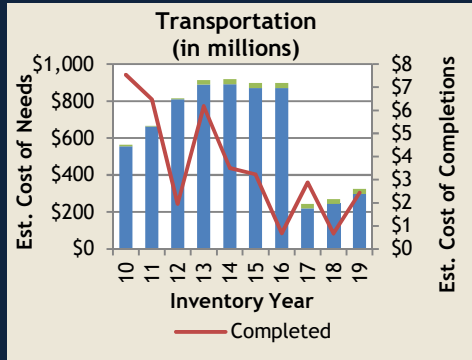


## Dyer County

Total Estimated Cost\* for Infrastructure Improvements

**\$375,099,712**

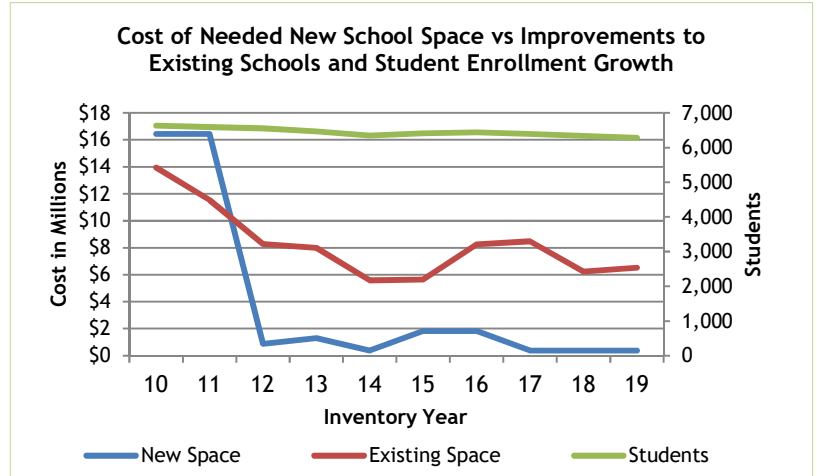
### TOP 3



■ = Local  
■ = Regional (Serves Multiple Counties)

### Estimated Cost of Needed Infrastructure for Dyer County Five-year period July 2019 through June 2024

Project Type	Conceptual	Planning & Design + Construction
Transportation	\$ 77,724,000	\$ 246,663,014
Community Development	\$ 21,000,000	\$ -
Water and Wastewater	\$ 3,950,000	\$ 3,000,000
School Renovations	\$ 2,560,000	\$ 3,969,898
Recreation	\$ 850,000	\$ 4,255,000
Post-secondary Education	\$ 1,040,000	\$ 3,457,800
Public Buildings	\$ 2,150,000	\$ 950,000
Fire Protection	\$ 1,050,000	\$ -
Law Enforcement	\$ 750,000	\$ -
Other Facilities	\$ 750,000	\$ -
Libraries, Museums, & Historic Sites	\$ 600,000	\$ -
New Public Schools & Additions	\$ 380,000	\$ -
Broadband	\$ -	\$ -
Business District Development	\$ -	\$ -
Housing	\$ -	\$ -
Industrial Sites and Parks	\$ -	\$ -
Other Education	\$ -	\$ -
Other Utilities	\$ -	\$ -
Public Health Facilities	\$ -	\$ -
School-System-wide	\$ -	\$ -
Solid Waste	\$ -	\$ -
Storm Water	\$ -	\$ -
<b>Total</b>	<b>\$ 112,804,000</b>	<b>\$ 262,295,712</b>

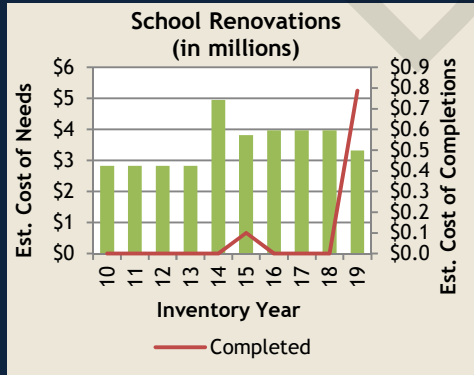
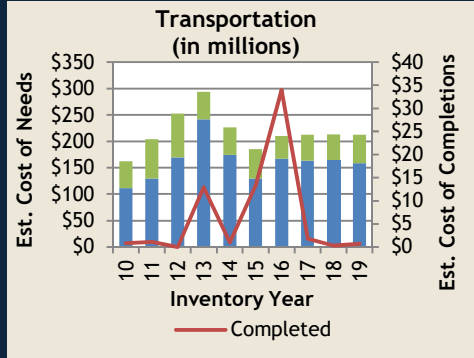


\*Total Estimated Cost = Conceptual + Planning & Design + Construction

## Fayette County

Total Estimated Cost\* for Infrastructure Improvements  
**\$227,031,166**

### TOP 3

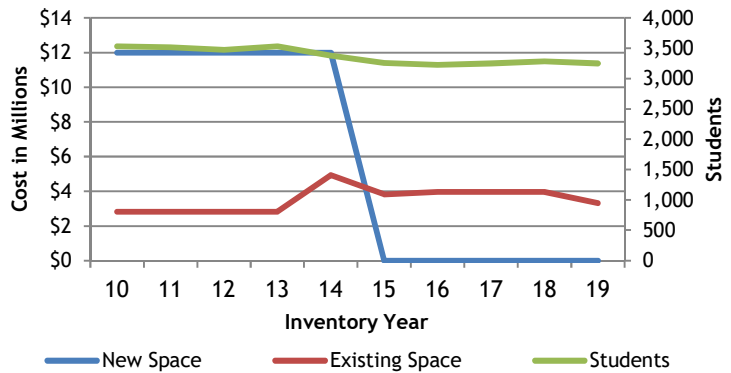


■ = Local  
■ = Regional (Serves Multiple Counties)

## Estimated Cost of Needed Infrastructure for Fayette County Five-year period July 2019 through June 2024

Project Type	Conceptual	Planning & Design + Construction
Transportation	\$ 77,643,000	\$ 134,658,166
Law Enforcement	\$ -	\$ 4,210,000
School Renovations	\$ 3,060,000	\$ 265,000
Fire Protection	\$ 3,000,000	\$ -
Other Utilities	\$ 700,000	\$ 1,000,000
Water and Wastewater	\$ -	\$ 1,570,000
Recreation	\$ 725,000	\$ -
Housing	\$ 200,000	\$ -
Broadband	\$ -	\$ -
Business District Development	\$ -	\$ -
Community Development	\$ -	\$ -
Industrial Sites and Parks	\$ -	\$ -
Libraries, Museums, & Historic Sites	\$ -	\$ -
New Public Schools & Additions	\$ -	\$ -
Other Education	\$ -	\$ -
Other Facilities	\$ -	\$ -
Post-secondary Education	\$ -	\$ -
Public Buildings	\$ -	\$ -
Public Health Facilities	\$ -	\$ -
School-System-wide	\$ -	\$ -
Solid Waste	\$ -	\$ -
Storm Water	\$ -	\$ -
<b>Total</b>	<b>\$ 85,328,000</b>	<b>\$ 141,703,166</b>

### Cost of Needed New School Space vs Improvements to Existing Schools and Student Enrollment Growth



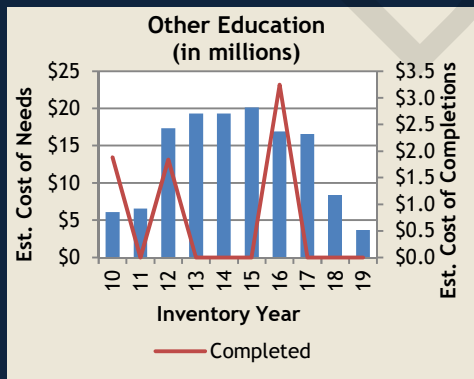
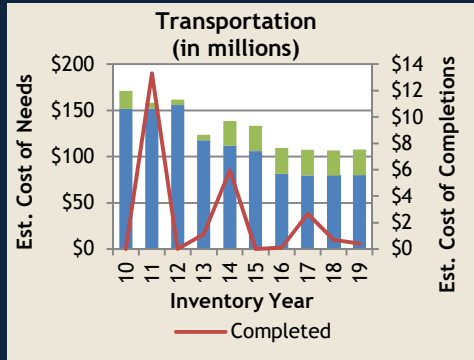
\*Total Estimated Cost = Conceptual + Planning & Design + Construction

## Fentress County

Total Estimated Cost\* for Infrastructure Improvements

**\$120,487,663**

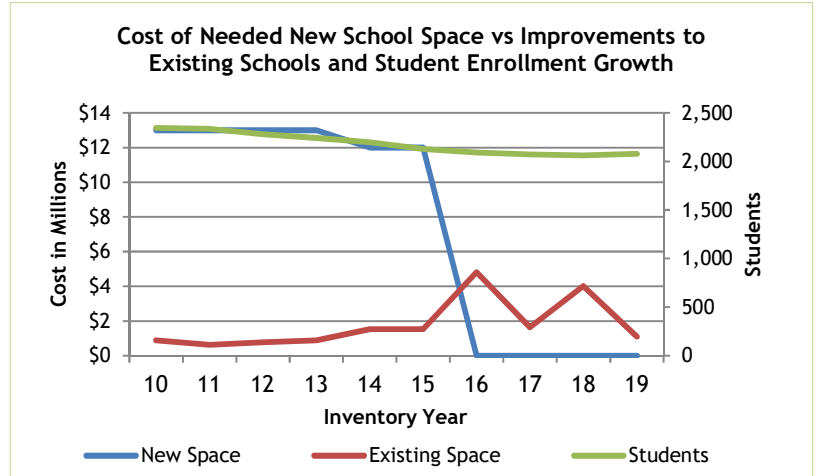
### TOP 3



■ = Local  
■ = Regional (Serves Multiple Counties)

### Estimated Cost of Needed Infrastructure for Fentress County Five-year period July 2019 through June 2024

Project Type	Conceptual	Planning & Design + Construction
Transportation	\$ 27,089,000	\$ 80,532,663
Recreation	\$ 6,280,000	\$ -
Other Education	\$ 1,810,000	\$ 1,890,000
School Renovations	\$ 846,000	\$ 250,000
Water and Wastewater	\$ 450,000	\$ 370,000
Community Development	\$ 300,000	\$ 220,000
Public Buildings	\$ -	\$ 300,000
Fire Protection	\$ -	\$ 150,000
Broadband	\$ -	\$ -
Business District Development	\$ -	\$ -
Housing	\$ -	\$ -
Industrial Sites and Parks	\$ -	\$ -
Law Enforcement	\$ -	\$ -
Libraries, Museums, & Historic Sites	\$ -	\$ -
New Public Schools & Additions	\$ -	\$ -
Other Facilities	\$ -	\$ -
Other Utilities	\$ -	\$ -
Post-secondary Education	\$ -	\$ -
Public Health Facilities	\$ -	\$ -
School-System-wide	\$ -	\$ -
Solid Waste	\$ -	\$ -
Storm Water	\$ -	\$ -
<b>Total</b>	<b>\$ 36,775,000</b>	<b>\$ 83,712,663</b>

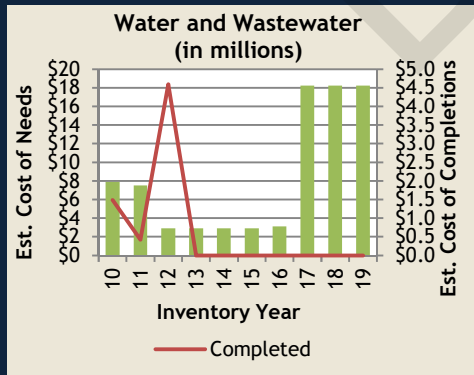
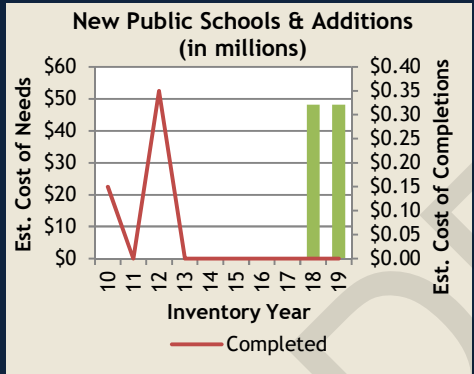
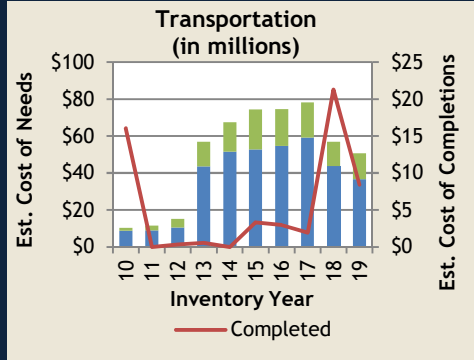


\*Total Estimated Cost = Conceptual + Planning & Design + Construction

## Franklin County

Total Estimated Cost\* for Infrastructure Improvements  
**\$128,037,025**

### TOP 3

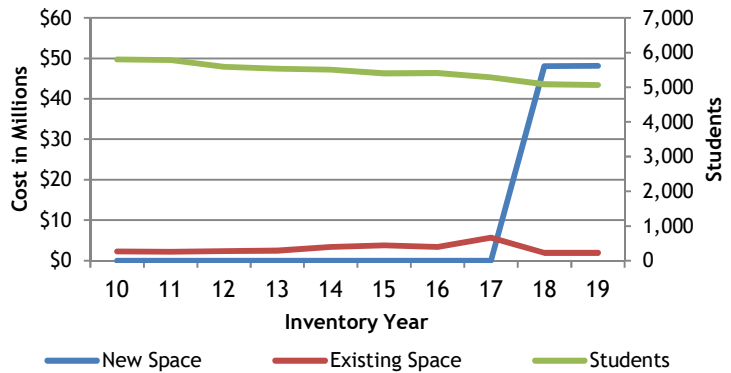


■ = Local  
■ = Regional (Serves Multiple Counties)

## Estimated Cost of Needed Infrastructure for Franklin County Five-year period July 2019 through June 2024

Project Type	Conceptual	Planning & Design + Construction
Transportation	\$ 37,590,000	\$ 13,073,525
New Public Schools & Additions	\$ -	\$ 48,145,000
Water and Wastewater	\$ 600,000	\$ 17,650,000
Post-secondary Education	\$ -	\$ 5,000,000
Recreation	\$ 4,060,000	\$ -
School Renovations	\$ 1,918,500	\$ -
Broadband	\$ -	\$ -
Business District Development	\$ -	\$ -
Community Development	\$ -	\$ -
Fire Protection	\$ -	\$ -
Housing	\$ -	\$ -
Industrial Sites and Parks	\$ -	\$ -
Law Enforcement	\$ -	\$ -
Libraries, Museums, & Historic Sites	\$ -	\$ -
Other Education	\$ -	\$ -
Other Facilities	\$ -	\$ -
Other Utilities	\$ -	\$ -
Public Buildings	\$ -	\$ -
Public Health Facilities	\$ -	\$ -
School-System-wide	\$ -	\$ -
Solid Waste	\$ -	\$ -
Storm Water	\$ -	\$ -
<b>Total</b>	<b>\$ 44,168,500</b>	<b>\$ 83,868,525</b>

### Cost of Needed New School Space vs Improvements to Existing Schools and Student Enrollment Growth



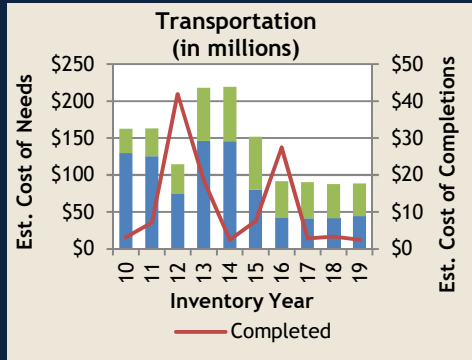
\*Total Estimated Cost = Conceptual + Planning & Design + Construction

## Gibson County

Total Estimated Cost\* for Infrastructure Improvements

\$111,407,899

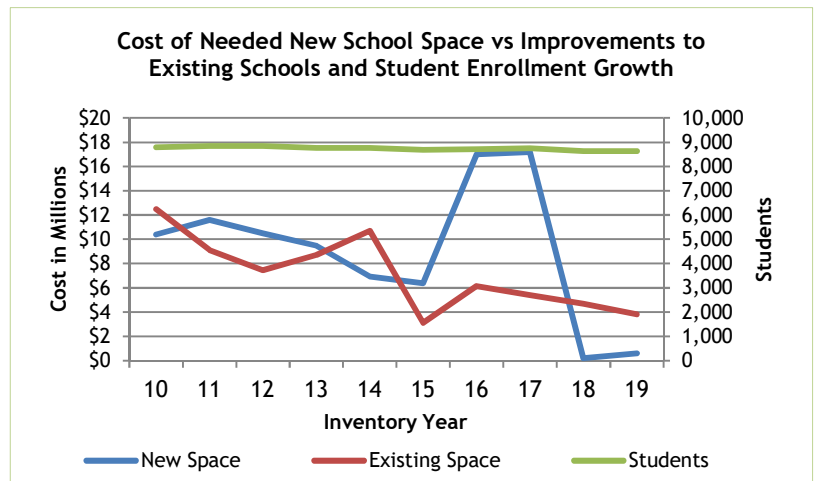
### TOP 3



■ = Local  
■ = Regional (Serves Multiple Counties)

### Estimated Cost of Needed Infrastructure for Gibson County Five-year period July 2019 through June 2024

Project Type	Conceptual	Planning & Design + Construction
Transportation	\$ 63,850,169	\$ 24,915,548
Industrial Sites and Parks	\$ -	\$ 5,085,400
Water and Wastewater	\$ 2,920,000	\$ 1,660,032
School Renovations	\$ 3,660,000	\$ 160,000
Other Facilities	\$ 2,240,000	\$ -
Recreation	\$ 1,050,000	\$ 996,750
Law Enforcement	\$ 1,470,000	\$ -
Fire Protection	\$ 1,300,000	\$ -
New Public Schools & Additions	\$ 600,000	\$ -
Community Development	\$ 500,000	\$ -
Libraries, Museums, & Historic Sites	\$ 400,000	\$ -
Public Buildings	\$ 300,000	\$ -
Storm Water	\$ 300,000	\$ -
Broadband	\$ -	\$ -
Business District Development	\$ -	\$ -
Housing	\$ -	\$ -
Other Education	\$ -	\$ -
Other Utilities	\$ -	\$ -
Post-secondary Education	\$ -	\$ -
Public Health Facilities	\$ -	\$ -
School-System-wide	\$ -	\$ -
Solid Waste	\$ -	\$ -
<b>Total</b>	<b>\$ 78,590,169</b>	<b>\$ 32,817,730</b>



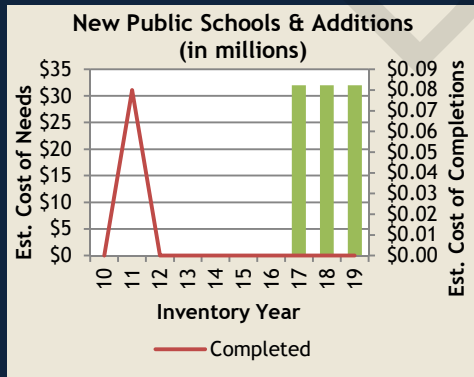
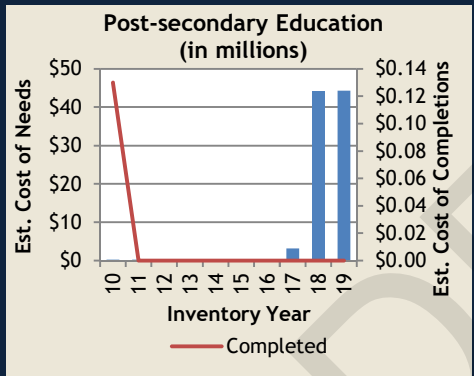
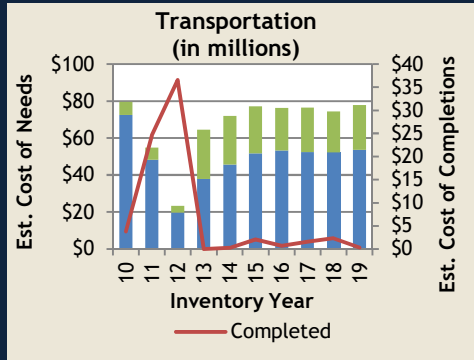
\*Total Estimated Cost = Conceptual + Planning & Design + Construction

## Giles County

Total Estimated Cost\* for Infrastructure Improvements

**\$170,184,641**

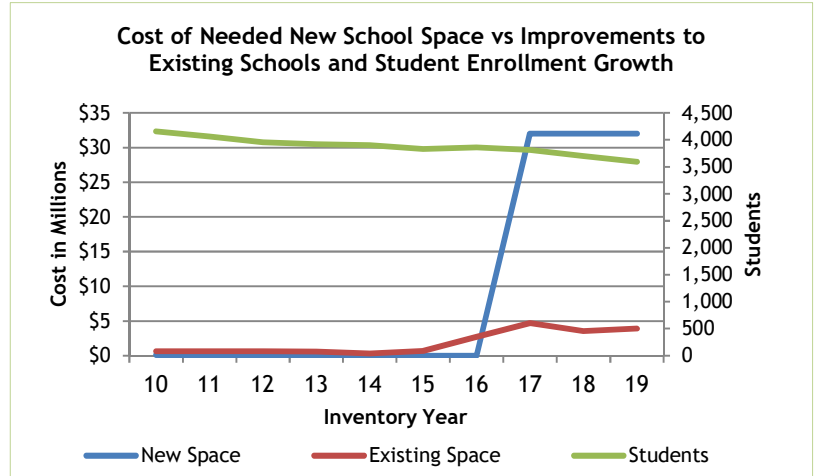
## TOP 3



■ = Local  
■ = Regional (Serves Multiple Counties)

### Estimated Cost of Needed Infrastructure for Giles County Five-year period July 2019 through June 2024

Project Type	Conceptual	Planning & Design + Construction
Transportation	\$ 30,515,000	\$ 47,389,041
Post-secondary Education	\$ 41,120,000	\$ 3,171,350
New Public Schools & Additions	\$ 32,000,000	\$ -
Recreation	\$ 4,540,000	\$ 400,000
Water and Wastewater	\$ 650,000	\$ 3,710,000
School Renovations	\$ 3,544,250	\$ 345,000
Law Enforcement	\$ 2,000,000	\$ -
Public Buildings	\$ 250,000	\$ 500,000
Community Development	\$ -	\$ 50,000
Broadband	\$ -	\$ -
Business District Development	\$ -	\$ -
Fire Protection	\$ -	\$ -
Housing	\$ -	\$ -
Industrial Sites and Parks	\$ -	\$ -
Libraries, Museums, & Historic Sites	\$ -	\$ -
Other Education	\$ -	\$ -
Other Facilities	\$ -	\$ -
Other Utilities	\$ -	\$ -
Public Health Facilities	\$ -	\$ -
School-System-wide	\$ -	\$ -
Solid Waste	\$ -	\$ -
Storm Water	\$ -	\$ -
<b>Total</b>	<b>\$ 114,619,250</b>	<b>\$ 55,565,391</b>



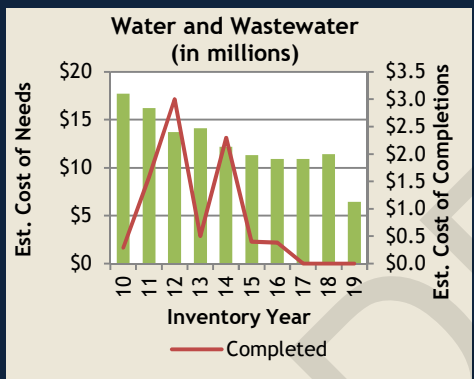
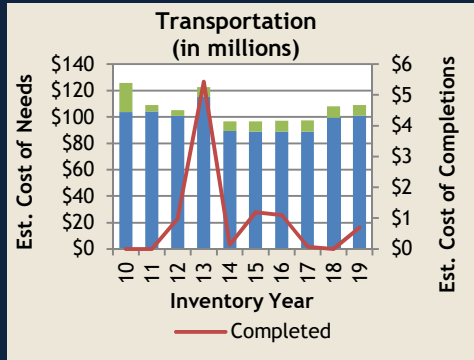
\*Total Estimated Cost = Conceptual + Planning & Design + Construction

## Grainger County

Total Estimated Cost\* for Infrastructure Improvements

\$118,690,205

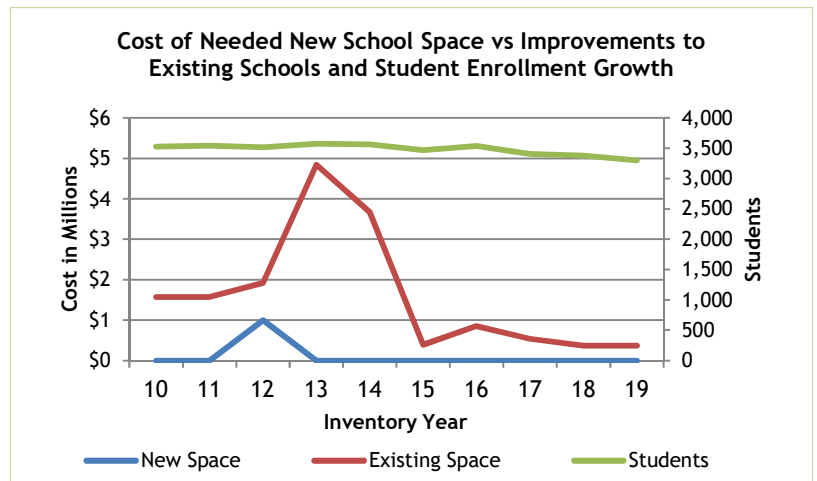
### TOP 3



■ = Local  
■ = Regional (Serves Multiple Counties)

## Estimated Cost of Needed Infrastructure for Grainger County Five-year period July 2019 through June 2024

Project Type	Conceptual	Planning & Design + Construction
Transportation	\$ 15,404,000	\$ 93,662,001
Water and Wastewater	\$ 6,420,700	\$ -
Recreation	\$ 1,175,000	\$ 550,000
Industrial Sites and Parks	\$ 1,000,000	\$ -
School Renovations	\$ 210,000	\$ 160,000
Community Development	\$ -	\$ 108,504
Broadband	\$ -	\$ -
Business District Development	\$ -	\$ -
Fire Protection	\$ -	\$ -
Housing	\$ -	\$ -
Law Enforcement	\$ -	\$ -
Libraries, Museums, & Historic Sites	\$ -	\$ -
New Public Schools & Additions	\$ -	\$ -
Other Education	\$ -	\$ -
Other Facilities	\$ -	\$ -
Other Utilities	\$ -	\$ -
Post-secondary Education	\$ -	\$ -
Public Buildings	\$ -	\$ -
Public Health Facilities	\$ -	\$ -
School-System-wide	\$ -	\$ -
Solid Waste	\$ -	\$ -
Storm Water	\$ -	\$ -
<b>Total</b>	<b>\$ 24,209,700</b>	<b>\$ 94,480,505</b>



\*Total Estimated Cost = Conceptual + Planning & Design + Construction

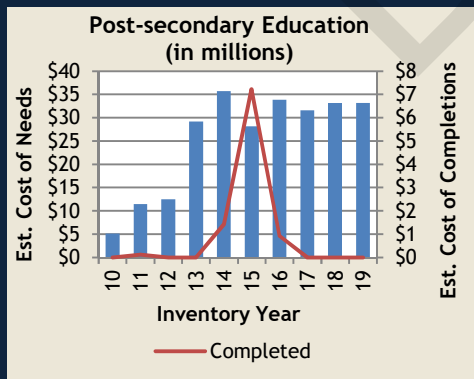
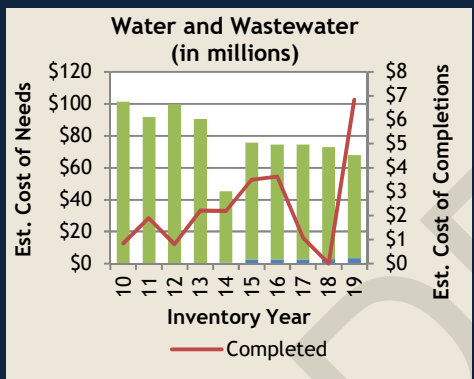
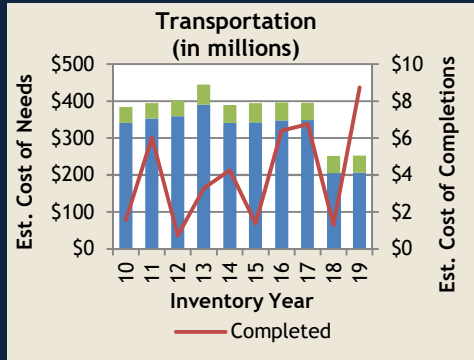


## Greene County

Total Estimated Cost\* for Infrastructure Improvements

**\$459,038,602**

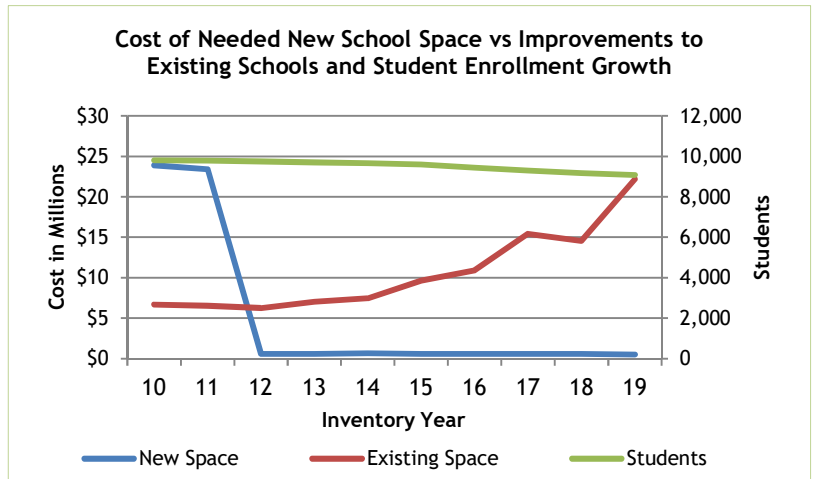
## TOP 3



■ = Local  
■ = Regional (Serves Multiple Counties)

### Estimated Cost of Needed Infrastructure for Greene County Five-year period July 2019 through June 2024

Project Type	Conceptual	Planning & Design + Construction
Transportation	\$ 79,128,000	\$ 173,555,911
Water and Wastewater	\$ 61,762,000	\$ 6,076,500
Post-secondary Education	\$ -	\$ 33,140,000
Storm Water	\$ 25,500,000	\$ 100,000
School Renovations	\$ 18,553,000	\$ 3,621,191
Public Health Facilities	\$ 15,000,000	\$ -
Law Enforcement	\$ 12,000,000	\$ -
Other Utilities	\$ 2,800,000	\$ 8,300,000
Other Facilities	\$ 5,000,000	\$ 659,000
Fire Protection	\$ 1,075,000	\$ 3,000,000
Business District Development	\$ -	\$ 4,000,000
Community Development	\$ 1,500,000	\$ 500,000
Recreation	\$ 965,000	\$ 1,024,000
Public Buildings	\$ 279,000	\$ 500,000
Housing	\$ -	\$ 500,000
New Public Schools & Additions	\$ 500,000	\$ -
Broadband	\$ -	\$ -
Industrial Sites and Parks	\$ -	\$ -
Libraries, Museums, & Historic Sites	\$ -	\$ -
Other Education	\$ -	\$ -
School-System-wide	\$ -	\$ -
Solid Waste	\$ -	\$ -
<b>Total</b>	<b>\$ 224,062,000</b>	<b>\$ 234,976,602</b>



\*Total Estimated Cost = Conceptual + Planning & Design + Construction

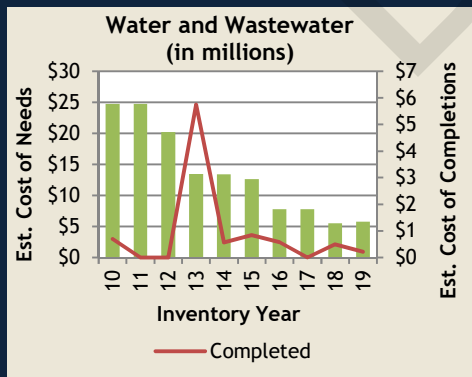
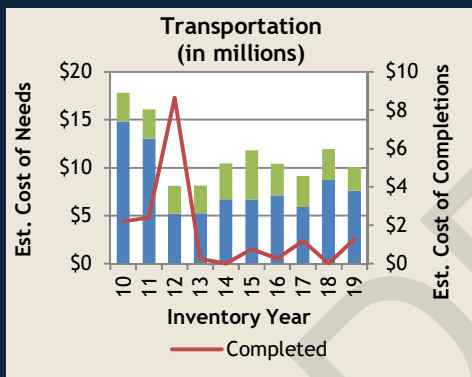
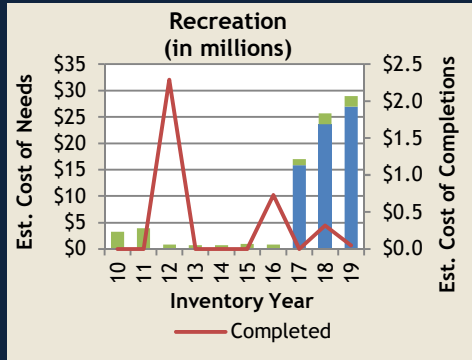


## Grundy County

Total Estimated Cost\* for Infrastructure Improvements

**\$51,393,486**

### TOP 3

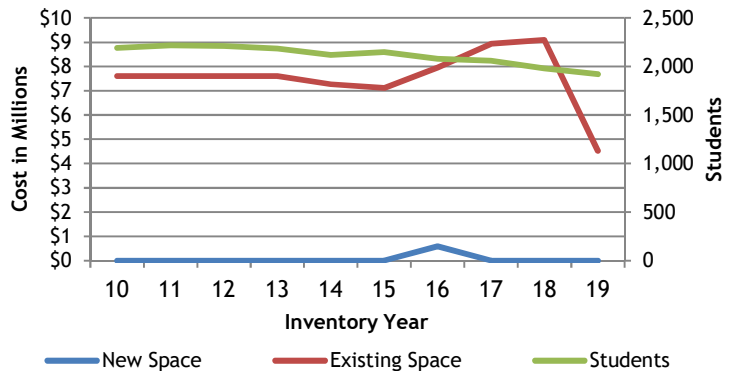


■ = Local  
■ = Regional (Serves Multiple Counties)

### Estimated Cost of Needed Infrastructure for Grundy County Five-year period July 2019 through June 2024

Project Type	Conceptual	Planning & Design + Construction
Recreation	\$ 27,585,000	\$ 1,365,486
Transportation	\$ 6,817,000	\$ 3,266,000
Water and Wastewater	\$ 2,175,000	\$ 3,600,000
School Renovations	\$ 3,260,000	\$ 1,260,000
Community Development	\$ 250,000	\$ 840,000
Industrial Sites and Parks	\$ 600,000	\$ -
Fire Protection	\$ 225,000	\$ -
Libraries, Museums, & Historic Sites	\$ 150,000	\$ -
Broadband	\$ -	\$ -
Business District Development	\$ -	\$ -
Housing	\$ -	\$ -
Law Enforcement	\$ -	\$ -
New Public Schools & Additions	\$ -	\$ -
Other Education	\$ -	\$ -
Other Facilities	\$ -	\$ -
Other Utilities	\$ -	\$ -
Post-secondary Education	\$ -	\$ -
Public Buildings	\$ -	\$ -
Public Health Facilities	\$ -	\$ -
School-System-wide	\$ -	\$ -
Solid Waste	\$ -	\$ -
Storm Water	\$ -	\$ -
<b>Total</b>	<b>\$ 41,062,000</b>	<b>\$ 10,331,486</b>

#### Cost of Needed New School Space vs Improvements to Existing Schools and Student Enrollment Growth



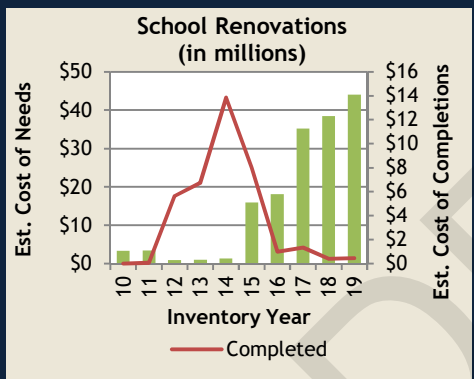
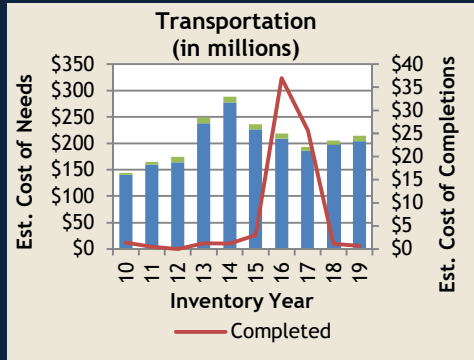
\*Total Estimated Cost = Conceptual + Planning & Design + Construction

## Hamblen County

Total Estimated Cost\* for Infrastructure Improvements

**\$366,811,741**

### TOP 3

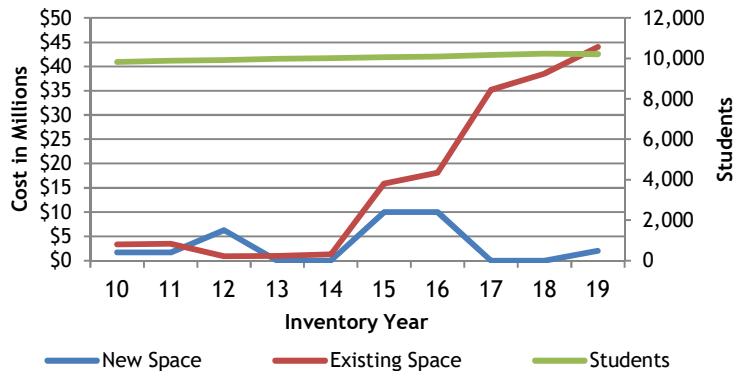


■ = Local  
■ = Regional (Serves Multiple Counties)

## Estimated Cost of Needed Infrastructure for Hamblen County Five-year period July 2019 through June 2024

Project Type	Conceptual	Planning & Design + Construction
Transportation	\$ 95,111,000	\$ 119,368,165
School Renovations	\$ 24,628,000	\$ 19,414,000
Law Enforcement	\$ -	\$ 40,000,000
Community Development	\$ -	\$ 36,000,000
Other Facilities	\$ -	\$ 12,000,000
Recreation	\$ 8,390,000	\$ 1,776,006
Post-secondary Education	\$ 1,400,000	\$ 3,156,106
Water and Wastewater	\$ -	\$ 3,568,464
New Public Schools & Additions	\$ -	\$ 2,000,000
Broadband	\$ -	\$ -
Business District Development	\$ -	\$ -
Fire Protection	\$ -	\$ -
Housing	\$ -	\$ -
Industrial Sites and Parks	\$ -	\$ -
Libraries, Museums, & Historic Sites	\$ -	\$ -
Other Education	\$ -	\$ -
Other Utilities	\$ -	\$ -
Public Buildings	\$ -	\$ -
Public Health Facilities	\$ -	\$ -
School-System-wide	\$ -	\$ -
Solid Waste	\$ -	\$ -
Storm Water	\$ -	\$ -
<b>Total</b>	<b>\$ 129,529,000</b>	<b>\$ 237,282,741</b>

### Cost of Needed New School Space vs Improvements to Existing Schools and Student Enrollment Growth



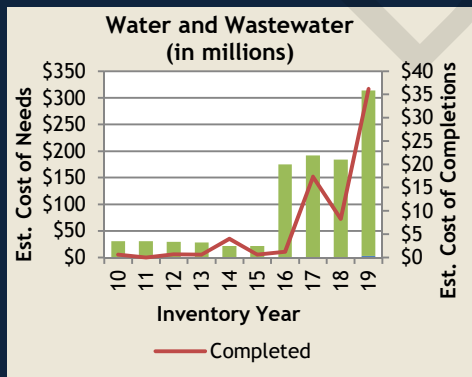
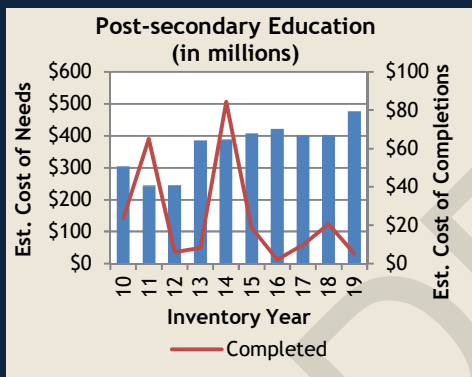
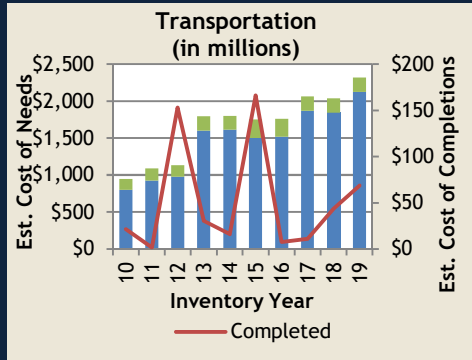
\*Total Estimated Cost = Conceptual + Planning & Design + Construction

## Hamilton County

Total Estimated Cost\* for Infrastructure Improvements

**\$3,572,204,750**

### TOP 3

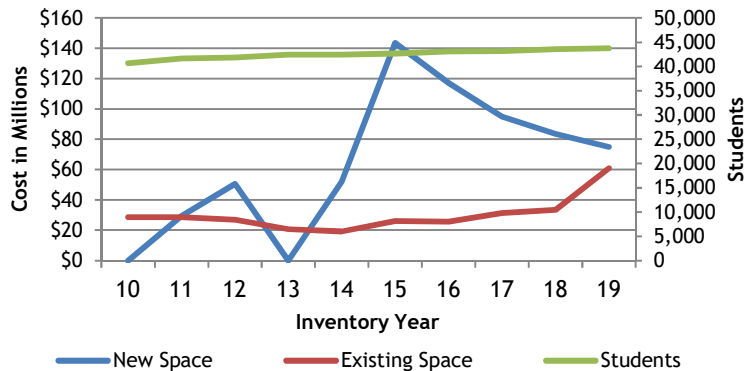


■ = Local  
■ = Regional (Serves Multiple Counties)

## Estimated Cost of Needed Infrastructure for Hamilton County Five-year period July 2019 through June 2024

Project Type	Conceptual	Planning & Design + Construction
Transportation	\$ 380,605,000	\$ 1,937,297,434
Post-secondary Education	\$ 226,630,000	\$ 250,254,900
Water and Wastewater	\$ 118,009,344	\$ 195,810,537
Public Health Facilities	\$ 168,370,000	\$ 3,898,600
New Public Schools & Additions	\$ 100,000	\$ 74,800,000
School Renovations	\$ 47,180,000	\$ 13,705,000
Law Enforcement	\$ 750,000	\$ 36,973,000
Recreation	\$ 9,525,000	\$ 26,054,940
Industrial Sites and Parks	\$ 520,000	\$ 26,000,000
Public Buildings	\$ 15,849,000	\$ 9,284,500
Fire Protection	\$ 1,000,000	\$ 9,133,000
Storm Water	\$ 5,814,000	\$ 1,050,200
Community Development	\$ 3,600,000	\$ 2,648,024
Libraries, Museums, & Historic Sites	\$ -	\$ 5,250,000
Solid Waste	\$ -	\$ 2,092,271
Broadband	\$ -	\$ -
Business District Development	\$ -	\$ -
Housing	\$ -	\$ -
Other Education	\$ -	\$ -
Other Facilities	\$ -	\$ -
Other Utilities	\$ -	\$ -
School-System-wide	\$ -	\$ -
<b>Total</b>	<b>\$ 977,952,344</b>	<b>\$ 2,594,252,406</b>

### Cost of Needed New School Space vs Improvements to Existing Schools and Student Enrollment Growth



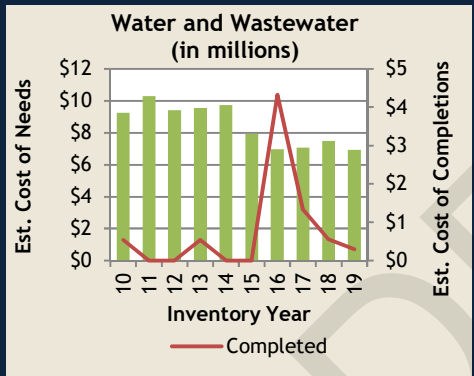
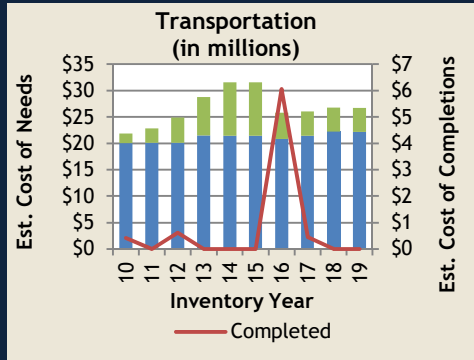
\*Total Estimated Cost = Conceptual + Planning & Design + Construction

## Hancock County

Total Estimated Cost\* for Infrastructure Improvements

**\$38,402,853**

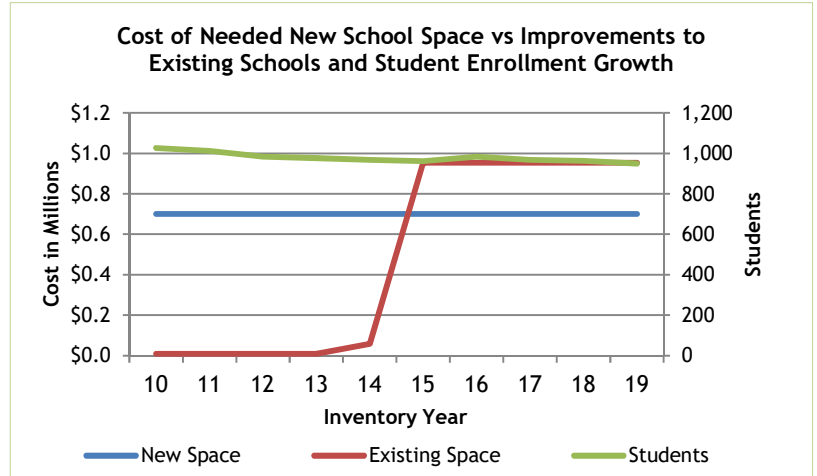
**TOP 3**



■ = Local  
■ = Regional (Serves Multiple Counties)

## Estimated Cost of Needed Infrastructure for Hancock County Five-year period July 2019 through June 2024

Project Type	Conceptual	Planning & Design + Construction
Transportation	\$ 24,515,000	\$ 2,192,000
Water and Wastewater	\$ 4,404,625	\$ 2,515,557
Recreation	\$ 2,075,000	\$ -
School Renovations	\$ 895,271	\$ 58,400
Public Buildings	\$ 750,000	\$ 122,000
New Public Schools & Additions	\$ -	\$ 700,000
Other Utilities	\$ 175,000	\$ -
Broadband	\$ -	\$ -
Business District Development	\$ -	\$ -
Community Development	\$ -	\$ -
Fire Protection	\$ -	\$ -
Housing	\$ -	\$ -
Industrial Sites and Parks	\$ -	\$ -
Law Enforcement	\$ -	\$ -
Libraries, Museums, & Historic Sites	\$ -	\$ -
Other Education	\$ -	\$ -
Other Facilities	\$ -	\$ -
Post-secondary Education	\$ -	\$ -
Public Health Facilities	\$ -	\$ -
School-System-wide	\$ -	\$ -
Solid Waste	\$ -	\$ -
Storm Water	\$ -	\$ -
<b>Total</b>	<b>\$ 32,814,896</b>	<b>\$ 5,587,957</b>



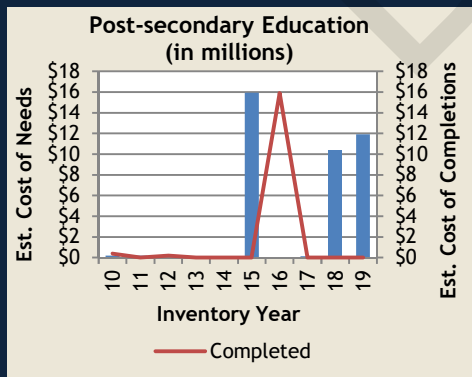
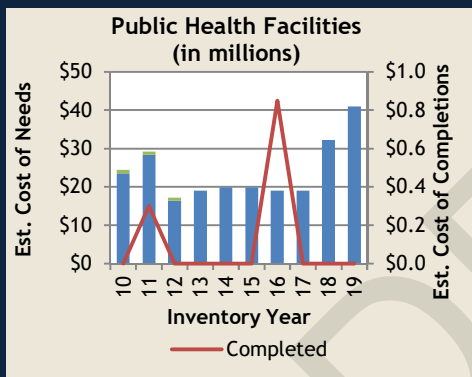
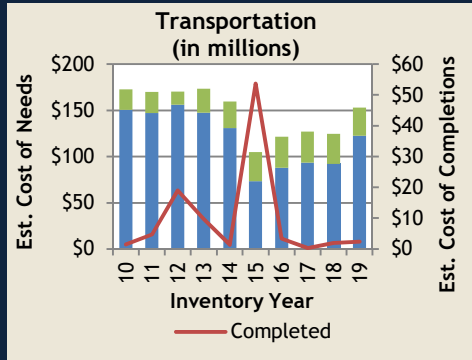
\*Total Estimated Cost = Conceptual + Planning & Design + Construction

## Hardeman County

Total Estimated Cost\* for Infrastructure Improvements

**\$210,595,988**

### TOP 3

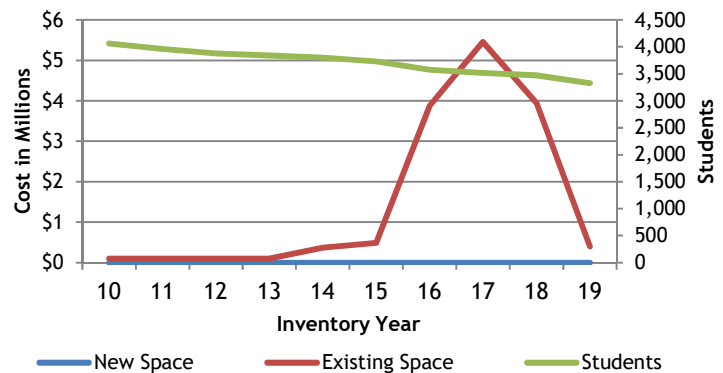


■ = Local  
■ = Regional (Serves Multiple Counties)

### Estimated Cost of Needed Infrastructure for Hardeman County Five-year period July 2019 through June 2024

Project Type	Conceptual	Planning & Design + Construction
Transportation	\$ 53,408,000	\$ 99,654,488
Public Health Facilities	\$ 41,000,000	\$ -
Post-secondary Education	\$ 11,900,000	\$ -
Law Enforcement	\$ 1,000,000	\$ -
Fire Protection	\$ 950,000	\$ -
Water and Wastewater	\$ 950,000	\$ -
Public Buildings	\$ -	\$ 750,000
Recreation	\$ 300,000	\$ 283,500
School Renovations	\$ 150,000	\$ 250,000
Broadband	\$ -	\$ -
Business District Development	\$ -	\$ -
Community Development	\$ -	\$ -
Housing	\$ -	\$ -
Industrial Sites and Parks	\$ -	\$ -
Libraries, Museums, & Historic Sites	\$ -	\$ -
New Public Schools & Additions	\$ -	\$ -
Other Education	\$ -	\$ -
Other Facilities	\$ -	\$ -
Other Utilities	\$ -	\$ -
School-System-wide	\$ -	\$ -
Solid Waste	\$ -	\$ -
Storm Water	\$ -	\$ -
<b>Total</b>	<b>\$ 109,658,000</b>	<b>\$ 100,937,988</b>

### Cost of Needed New School Space vs Improvements to Existing Schools and Student Enrollment Growth

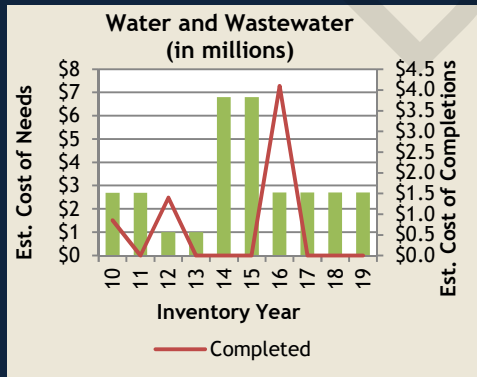
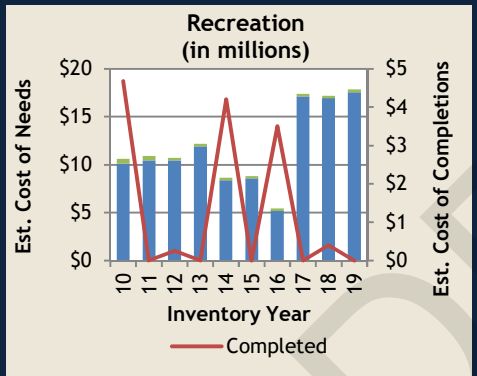
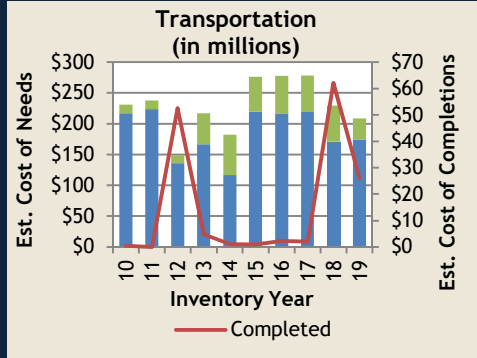


\*Total Estimated Cost = Conceptual + Planning & Design + Construction

## Hardin County

Total Estimated Cost\* for Infrastructure Improvements  
**\$232,243,030**

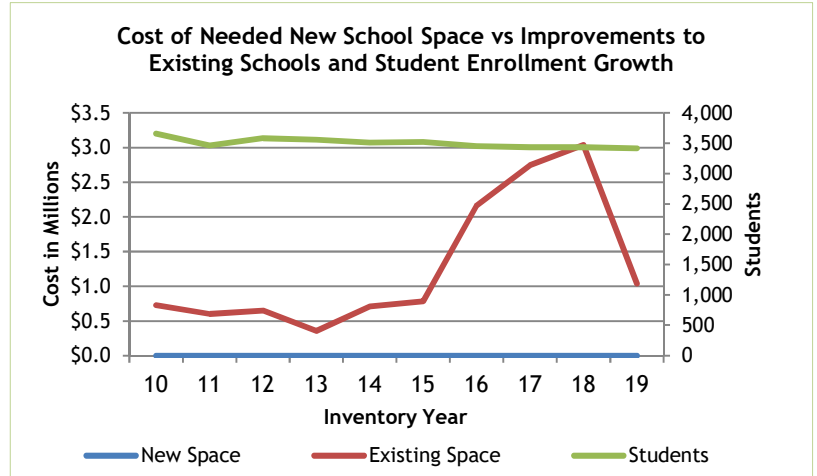
### TOP 3



■ = Local  
■ = Regional (Serves Multiple Counties)

### Estimated Cost of Needed Infrastructure for Hardin County Five-year period July 2019 through June 2024

Project Type	Conceptual	Planning & Design + Construction
Transportation	\$ 146,401,000	\$ 62,299,607
Recreation	\$ 6,165,000	\$ 11,680,000
Water and Wastewater	\$ 605,000	\$ 2,104,423
School Renovations	\$ 635,000	\$ 403,000
Industrial Sites and Parks	\$ 1,000,000	\$ -
Business District Development	\$ 500,000	\$ -
Fire Protection	\$ 350,000	\$ -
Libraries, Museums, & Historic Sites	\$ 100,000	\$ -
Broadband	\$ -	\$ -
Community Development	\$ -	\$ -
Housing	\$ -	\$ -
Law Enforcement	\$ -	\$ -
New Public Schools & Additions	\$ -	\$ -
Other Education	\$ -	\$ -
Other Facilities	\$ -	\$ -
Other Utilities	\$ -	\$ -
Post-secondary Education	\$ -	\$ -
Public Buildings	\$ -	\$ -
Public Health Facilities	\$ -	\$ -
School-System-wide	\$ -	\$ -
Solid Waste	\$ -	\$ -
Storm Water	\$ -	\$ -
<b>Total</b>	<b>\$ 155,756,000</b>	<b>\$ 76,487,030</b>



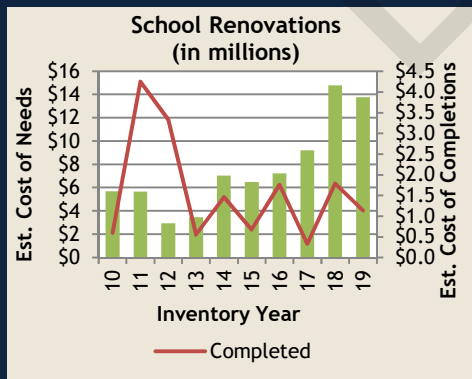
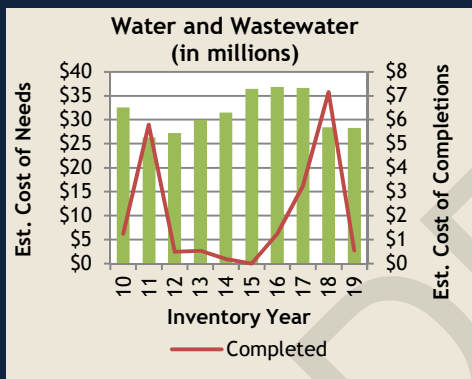
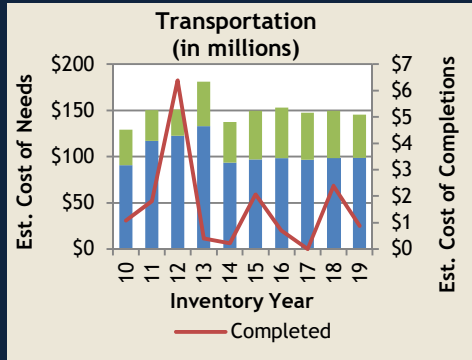
\*Total Estimated Cost = Conceptual + Planning & Design + Construction

## Hawkins County

Total Estimated Cost\* for Infrastructure Improvements

**\$205,193,738**

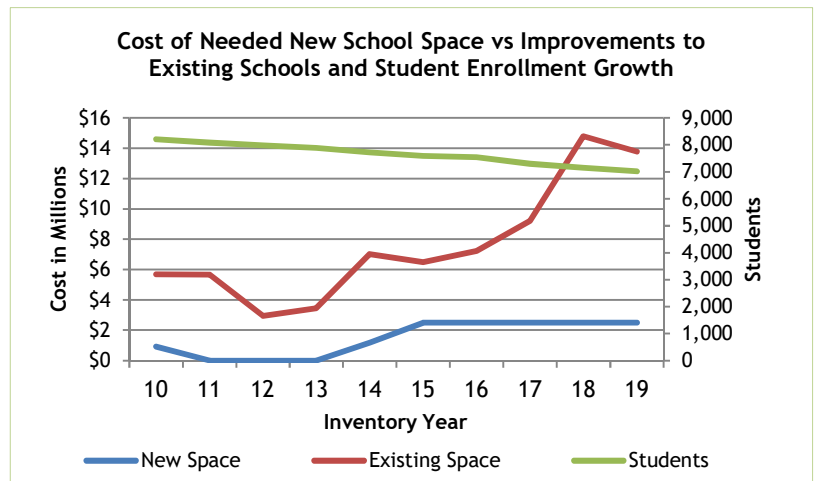
### TOP 3



■ = Local  
■ = Regional (Serves Multiple Counties)

### Estimated Cost of Needed Infrastructure for Hawkins County Five-year period July 2019 through June 2024

Project Type	Conceptual	Planning & Design + Construction
Transportation	\$ 68,123,000	\$ 77,124,050
Water and Wastewater	\$ 25,807,850	\$ 2,529,500
School Renovations	\$ 10,868,000	\$ 2,914,142
Recreation	\$ 1,765,000	\$ 4,433,000
Other Utilities	\$ -	\$ 3,000,000
New Public Schools & Additions	\$ 2,500,000	\$ -
Community Development	\$ 550,000	\$ 1,791,196
Fire Protection	\$ 1,000,000	\$ 200,000
Law Enforcement	\$ 900,000	\$ -
Housing	\$ 100,000	\$ 500,000
Other Facilities	\$ -	\$ 550,000
Libraries, Museums, & Historic Sites	\$ 275,000	\$ -
Industrial Sites and Parks	\$ 193,000	\$ -
Public Buildings	\$ 70,000	\$ -
Broadband	\$ -	\$ -
Business District Development	\$ -	\$ -
Other Education	\$ -	\$ -
Post-secondary Education	\$ -	\$ -
Public Health Facilities	\$ -	\$ -
School-System-wide	\$ -	\$ -
Solid Waste	\$ -	\$ -
Storm Water	\$ -	\$ -
<b>Total</b>	<b>\$ 112,151,850</b>	<b>\$ 93,041,888</b>



\*Total Estimated Cost = Conceptual + Planning & Design + Construction

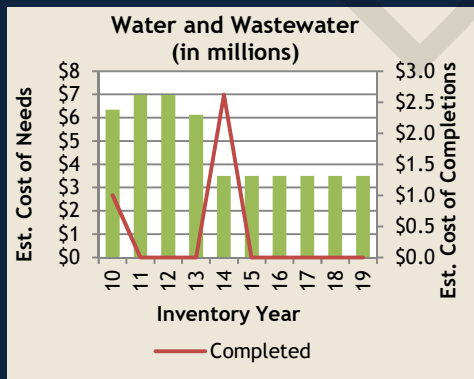
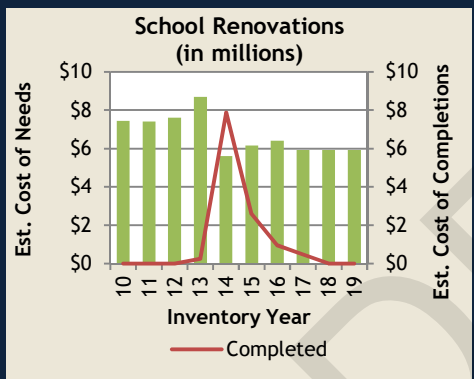
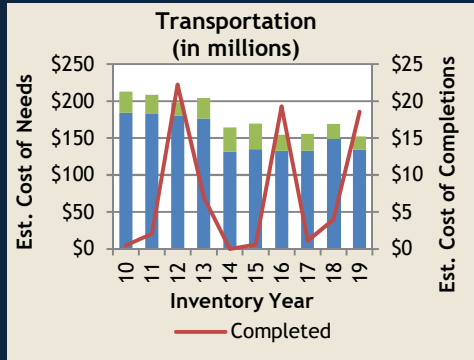


## Haywood County

Total Estimated Cost\* for Infrastructure Improvements

**\$164,159,347**

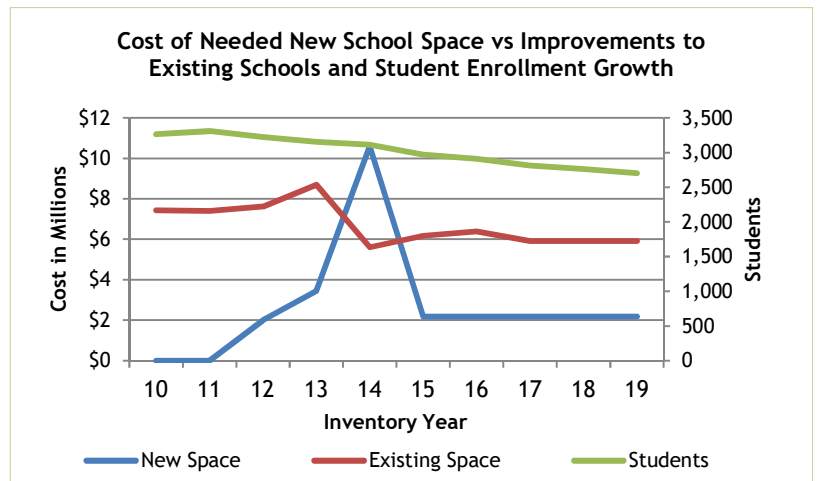
### TOP 3



■ = Local  
■ = Regional (Serves Multiple Counties)

## Estimated Cost of Needed Infrastructure for Haywood County Five-year period July 2019 through June 2024

Project Type	Conceptual	Planning & Design + Construction
Transportation	\$ 73,958,000	\$ 78,423,647
School Renovations	\$ 4,923,000	\$ 989,700
Water and Wastewater	\$ 3,500,000	\$ -
New Public Schools & Additions	\$ 2,190,000	\$ -
Recreation	\$ 175,000	\$ -
Broadband	\$ -	\$ -
Business District Development	\$ -	\$ -
Community Development	\$ -	\$ -
Fire Protection	\$ -	\$ -
Housing	\$ -	\$ -
Industrial Sites and Parks	\$ -	\$ -
Law Enforcement	\$ -	\$ -
Libraries, Museums, & Historic Sites	\$ -	\$ -
Other Education	\$ -	\$ -
Other Facilities	\$ -	\$ -
Other Utilities	\$ -	\$ -
Post-secondary Education	\$ -	\$ -
Public Buildings	\$ -	\$ -
Public Health Facilities	\$ -	\$ -
School-System-wide	\$ -	\$ -
Solid Waste	\$ -	\$ -
Storm Water	\$ -	\$ -
<b>Total</b>	<b>\$ 84,746,000</b>	<b>\$ 79,413,347</b>



\*Total Estimated Cost = Conceptual + Planning & Design + Construction

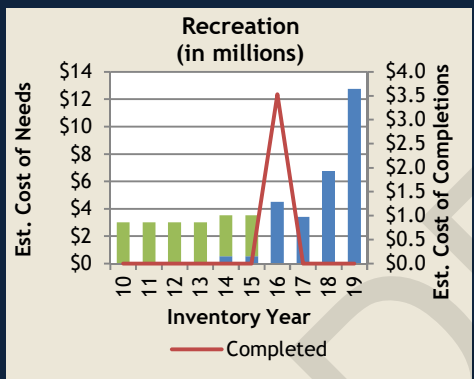
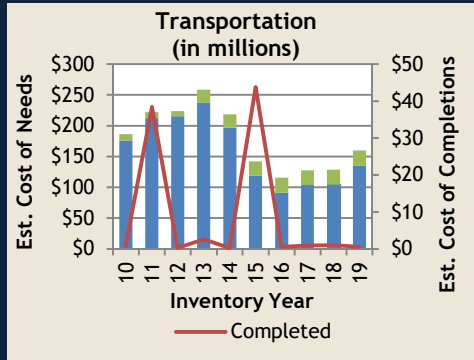


## Henderson County

Total Estimated Cost\* for Infrastructure Improvements

**\$186,160,985**

### TOP 3

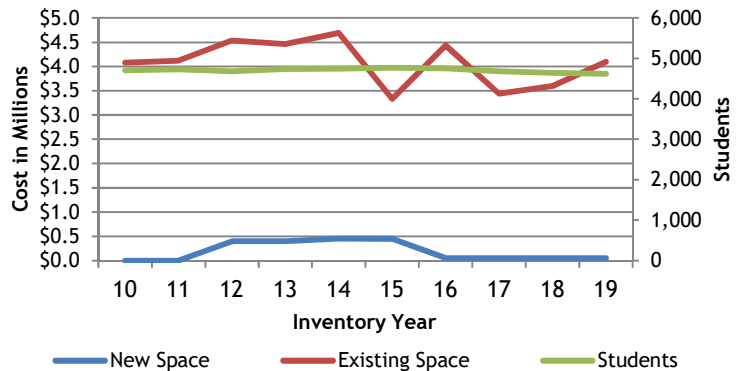


■ = Local  
■ = Regional (Serves Multiple Counties)

### Estimated Cost of Needed Infrastructure for Henderson County Five-year period July 2019 through June 2024

Project Type	Conceptual	Planning & Design + Construction
Transportation	\$ 39,022,000	\$ 121,036,235
Recreation	\$ 12,741,000	\$ -
Community Development	\$ 5,000,000	\$ -
School Renovations	\$ 545,000	\$ 3,548,000
Law Enforcement	\$ 940,000	\$ 950,000
Public Buildings	\$ -	\$ 1,710,000
Libraries, Museums, & Historic Sites	\$ -	\$ 318,750
Industrial Sites and Parks	\$ -	\$ 150,000
Water and Wastewater	\$ 150,000	\$ -
New Public Schools & Additions	\$ 50,000	\$ -
Broadband	\$ -	\$ -
Business District Development	\$ -	\$ -
Fire Protection	\$ -	\$ -
Housing	\$ -	\$ -
Other Education	\$ -	\$ -
Other Facilities	\$ -	\$ -
Other Utilities	\$ -	\$ -
Post-secondary Education	\$ -	\$ -
Public Health Facilities	\$ -	\$ -
School-System-wide	\$ -	\$ -
Solid Waste	\$ -	\$ -
Storm Water	\$ -	\$ -
<b>Total</b>	<b>\$ 58,448,000</b>	<b>\$ 127,712,985</b>

### Cost of Needed New School Space vs Improvements to Existing Schools and Student Enrollment Growth



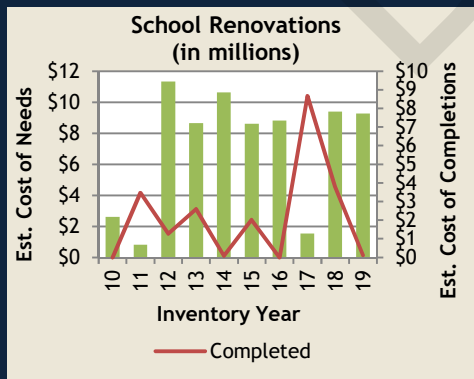
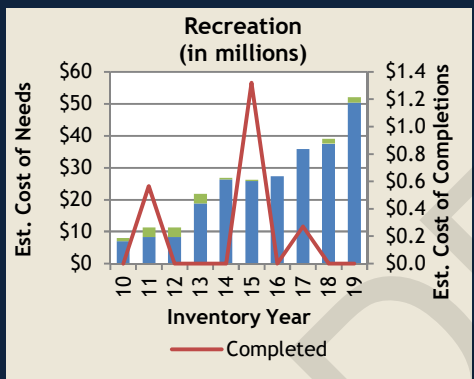
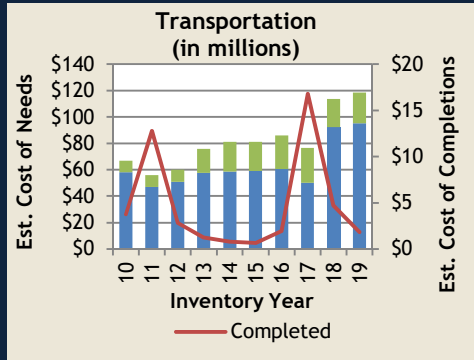
\*Total Estimated Cost = Conceptual + Planning & Design + Construction

## Henry County

Total Estimated Cost\* for Infrastructure Improvements

**\$195,075,453**

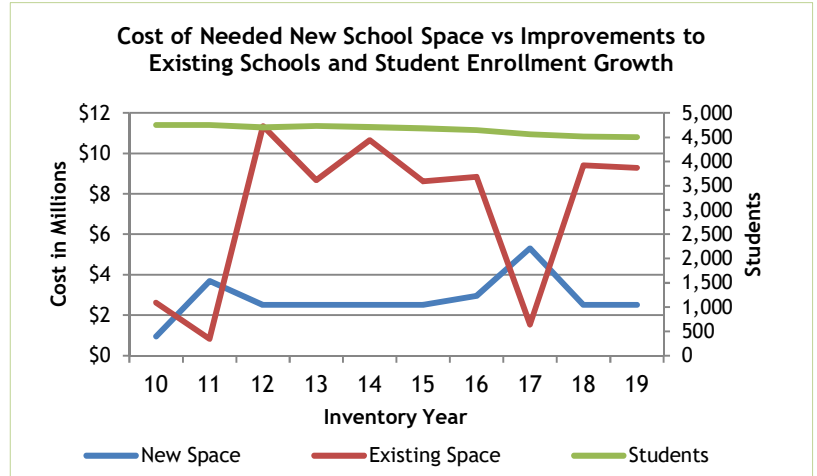
## TOP 3



■ = Local  
■ = Regional (Serves Multiple Counties)

### Estimated Cost of Needed Infrastructure for Henry County Five-year period July 2019 through June 2024

Project Type	Conceptual	Planning & Design + Construction
Transportation	\$ 28,191,000	\$ 90,101,562
Recreation	\$ 14,785,000	\$ 37,238,271
School Renovations	\$ -	\$ 9,291,654
Water and Wastewater	\$ 787,966	\$ 8,200,000
New Public Schools & Additions	\$ -	\$ 2,500,000
School-System-wide	\$ 2,400,000	\$ -
Industrial Sites and Parks	\$ -	\$ 1,300,000
Post-secondary Education	\$ 280,000	\$ -
Broadband	\$ -	\$ -
Business District Development	\$ -	\$ -
Community Development	\$ -	\$ -
Fire Protection	\$ -	\$ -
Housing	\$ -	\$ -
Law Enforcement	\$ -	\$ -
Libraries, Museums, & Historic Sites	\$ -	\$ -
Other Education	\$ -	\$ -
Other Facilities	\$ -	\$ -
Other Utilities	\$ -	\$ -
Public Buildings	\$ -	\$ -
Public Health Facilities	\$ -	\$ -
Solid Waste	\$ -	\$ -
Storm Water	\$ -	\$ -
<b>Total</b>	<b>\$ 46,443,966</b>	<b>\$ 148,631,487</b>



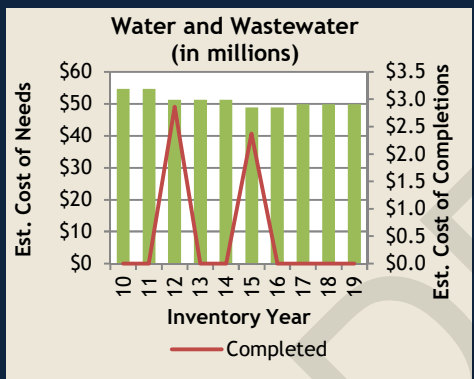
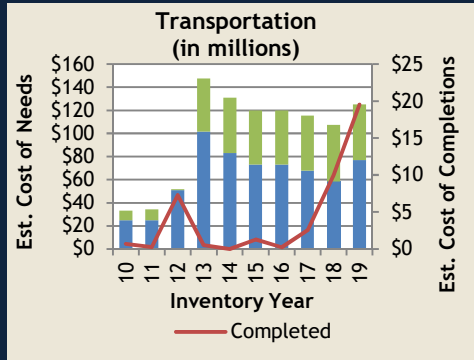
\*Total Estimated Cost = Conceptual + Planning & Design + Construction

## Hickman County

Total Estimated Cost\* for Infrastructure Improvements

**\$219,323,472**

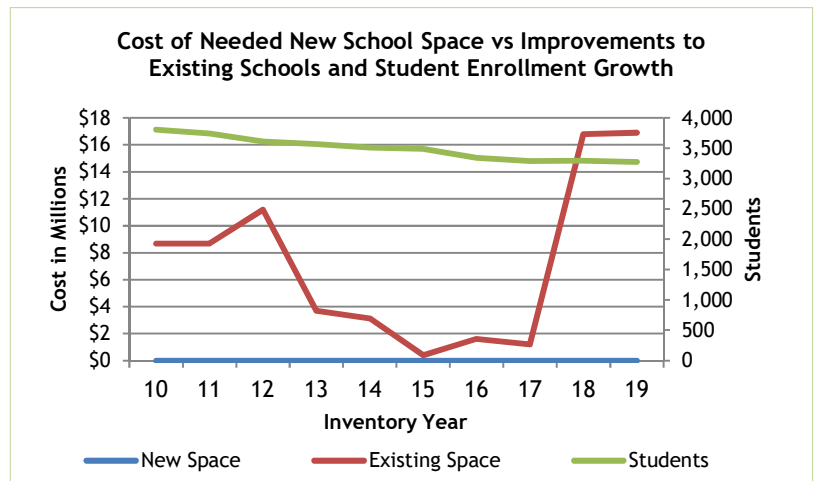
### TOP 3



■ = Local  
■ = Regional (Serves Multiple Counties)

### Estimated Cost of Needed Infrastructure for Hickman County Five-year period July 2019 through June 2024

Project Type	Conceptual	Planning & Design + Construction
Transportation	\$ 52,242,000	\$ 72,833,472
Water and Wastewater	\$ 48,900,000	\$ 1,000,000
Law Enforcement	\$ 16,200,000	\$ 9,100,000
School Renovations	\$ 16,400,000	\$ 503,000
Industrial Sites and Parks	\$ -	\$ 1,800,000
Fire Protection	\$ 185,000	\$ -
Solid Waste	\$ 160,000	\$ -
Broadband	\$ -	\$ -
Business District Development	\$ -	\$ -
Community Development	\$ -	\$ -
Housing	\$ -	\$ -
Libraries, Museums, & Historic Sites	\$ -	\$ -
New Public Schools & Additions	\$ -	\$ -
Other Education	\$ -	\$ -
Other Facilities	\$ -	\$ -
Other Utilities	\$ -	\$ -
Post-secondary Education	\$ -	\$ -
Public Buildings	\$ -	\$ -
Public Health Facilities	\$ -	\$ -
Recreation	\$ -	\$ -
School-System-wide	\$ -	\$ -
Storm Water	\$ -	\$ -
<b>Total</b>	<b>\$ 134,087,000</b>	<b>\$ 85,236,472</b>



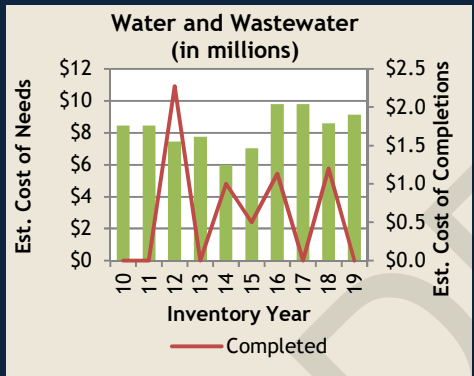
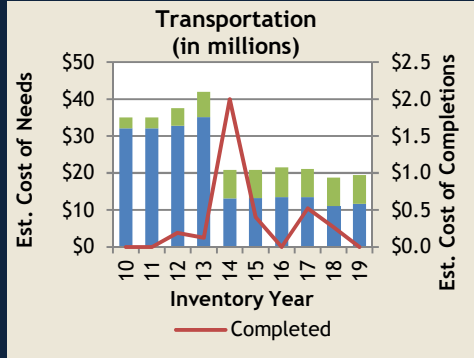
\*Total Estimated Cost = Conceptual + Planning & Design + Construction

## Houston County

Total Estimated Cost\* for Infrastructure Improvements

**\$36,362,800**

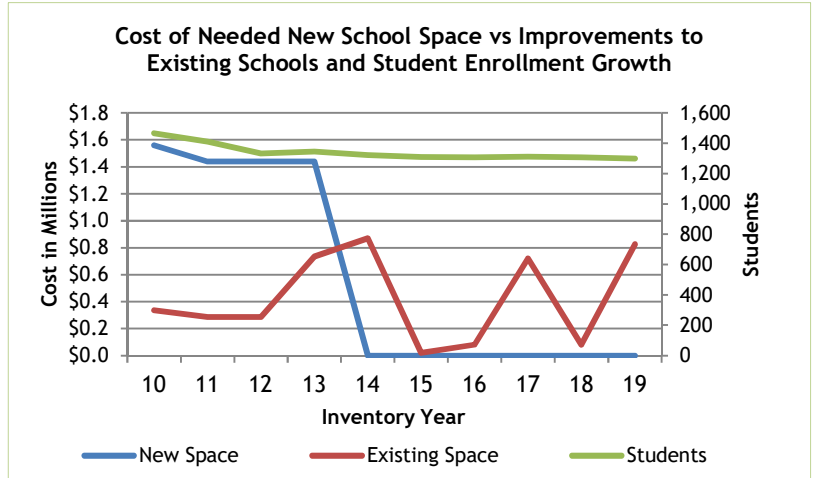
**TOP 3**



■ = Local  
■ = Regional (Serves Multiple Counties)

## Estimated Cost of Needed Infrastructure for Houston County Five-year period July 2019 through June 2024

Project Type	Conceptual	Planning & Design + Construction
Transportation	\$ 14,604,000	\$ 4,832,800
Water and Wastewater	\$ 3,450,000	\$ 5,700,000
Community Development	\$ 2,000,000	\$ -
Libraries, Museums, & Historic Sites	\$ -	\$ 1,500,000
Recreation	\$ 845,000	\$ -
Fire Protection	\$ 650,000	\$ 184,000
School Renovations	\$ 755,000	\$ 72,000
Public Health Facilities	\$ -	\$ 800,000
Other Facilities	\$ 670,000	\$ 100,000
Law Enforcement	\$ -	\$ 100,000
Solid Waste	\$ -	\$ 100,000
Broadband	\$ -	\$ -
Business District Development	\$ -	\$ -
Housing	\$ -	\$ -
Industrial Sites and Parks	\$ -	\$ -
New Public Schools & Additions	\$ -	\$ -
Other Education	\$ -	\$ -
Other Utilities	\$ -	\$ -
Post-secondary Education	\$ -	\$ -
Public Buildings	\$ -	\$ -
School-System-wide	\$ -	\$ -
Storm Water	\$ -	\$ -
<b>Total</b>	<b>\$ 22,974,000</b>	<b>\$ 13,388,800</b>



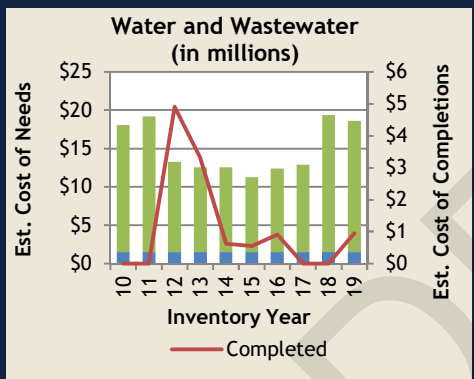
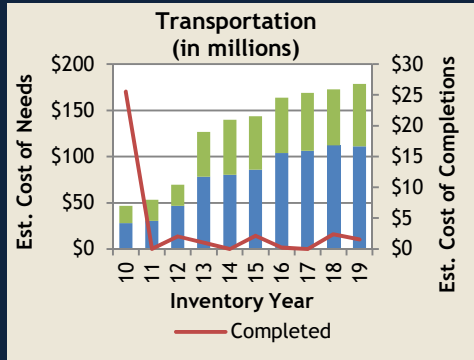
\*Total Estimated Cost = Conceptual + Planning & Design + Construction

## Humphreys County

Total Estimated Cost\* for Infrastructure Improvements

**\$228,948,368**

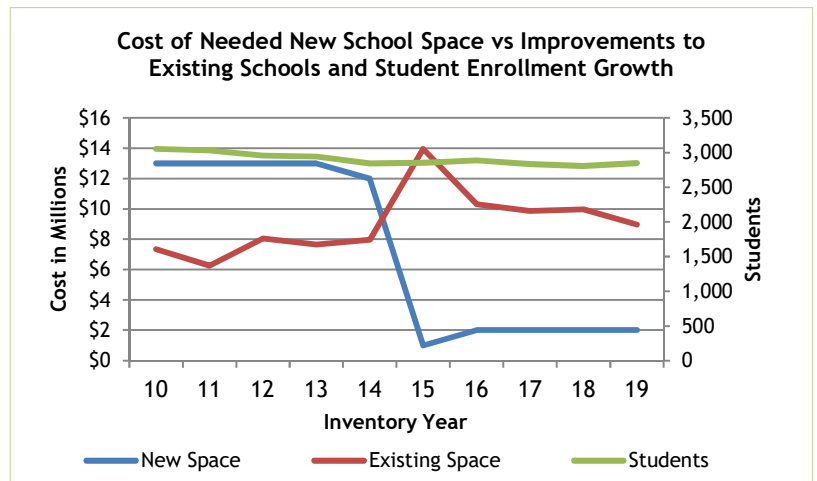
### TOP 3



■ = Local  
■ = Regional (Serves Multiple Counties)

### Estimated Cost of Needed Infrastructure for Humphreys County Five-year period July 2019 through June 2024

Project Type	Conceptual	Planning & Design + Construction
Transportation	\$ 100,007,000	\$ 78,646,368
Water and Wastewater	\$ 13,000,000	\$ 5,600,000
Industrial Sites and Parks	\$ 2,700,000	\$ 9,700,000
School Renovations	\$ 8,625,000	\$ 350,000
Recreation	\$ 5,820,000	\$ -
New Public Schools & Additions	\$ 2,000,000	\$ -
Storm Water	\$ 2,000,000	\$ -
Fire Protection	\$ 500,000	\$ -
Broadband	\$ -	\$ -
Business District Development	\$ -	\$ -
Community Development	\$ -	\$ -
Housing	\$ -	\$ -
Law Enforcement	\$ -	\$ -
Libraries, Museums, & Historic Sites	\$ -	\$ -
Other Education	\$ -	\$ -
Other Facilities	\$ -	\$ -
Other Utilities	\$ -	\$ -
Post-secondary Education	\$ -	\$ -
Public Buildings	\$ -	\$ -
Public Health Facilities	\$ -	\$ -
School-System-wide	\$ -	\$ -
Solid Waste	\$ -	\$ -
<b>Total</b>	<b>\$ 134,652,000</b>	<b>\$ 94,296,368</b>



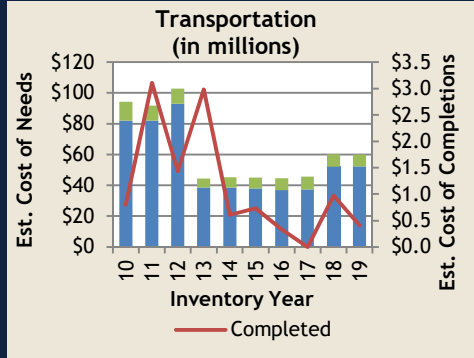
\*Total Estimated Cost = Conceptual + Planning & Design + Construction

## Jackson County

Total Estimated Cost\* for Infrastructure Improvements

**\$86,898,727**

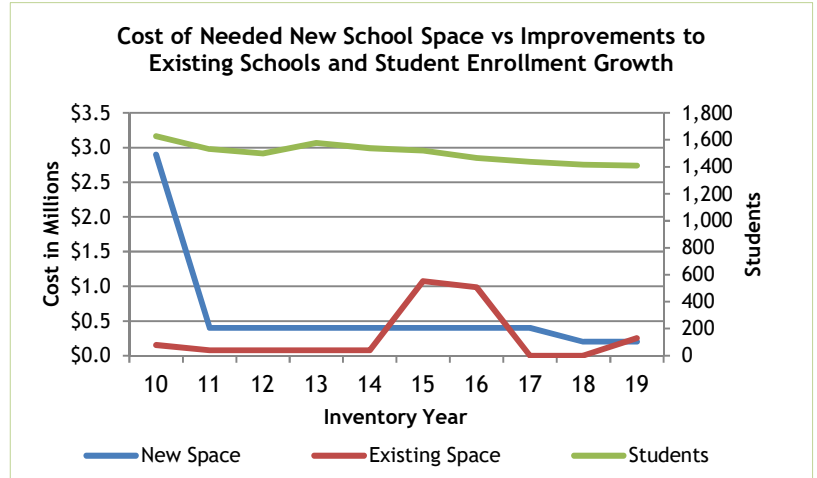
## TOP 3



- = Local
- = Regional (Serves Multiple Counties)

### Estimated Cost of Needed Infrastructure for Jackson County Five-year period July 2019 through June 2024

Project Type	Conceptual	Planning & Design + Construction
Transportation	\$ 58,157,000	\$ 1,835,727
Industrial Sites and Parks	\$ 1,250,000	\$ 15,000,000
Recreation	\$ 2,500,000	\$ 2,950,000
School-System-wide	\$ 2,000,000	\$ -
Water and Wastewater	\$ 1,220,000	\$ 550,000
Community Development	\$ 986,000	\$ -
School Renovations	\$ 250,000	\$ -
New Public Schools & Additions	\$ 200,000	\$ -
Broadband	\$ -	\$ -
Business District Development	\$ -	\$ -
Fire Protection	\$ -	\$ -
Housing	\$ -	\$ -
Law Enforcement	\$ -	\$ -
Libraries, Museums, & Historic Sites	\$ -	\$ -
Other Education	\$ -	\$ -
Other Facilities	\$ -	\$ -
Other Utilities	\$ -	\$ -
Post-secondary Education	\$ -	\$ -
Public Buildings	\$ -	\$ -
Public Health Facilities	\$ -	\$ -
Solid Waste	\$ -	\$ -
Storm Water	\$ -	\$ -
<b>Total</b>	<b>\$ 66,563,000</b>	<b>\$ 20,335,727</b>



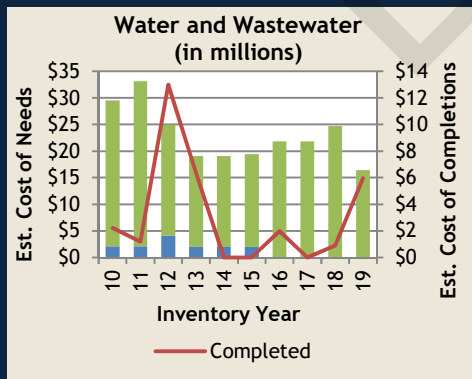
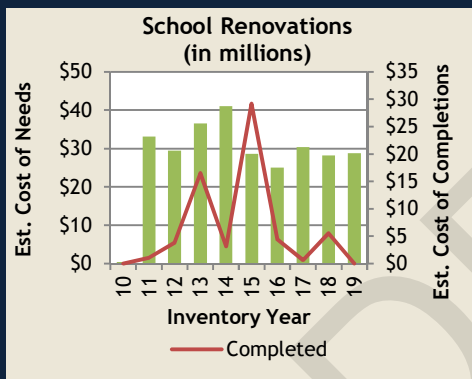
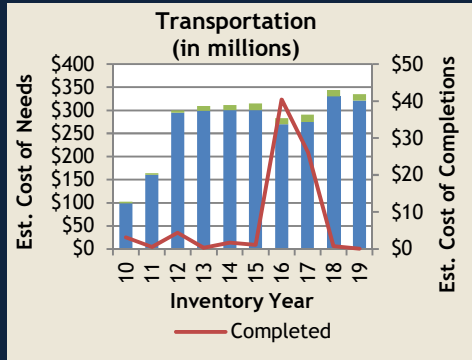
\*Total Estimated Cost = Conceptual + Planning & Design + Construction

## Jefferson County

Total Estimated Cost\* for Infrastructure Improvements

**\$393,181,111**

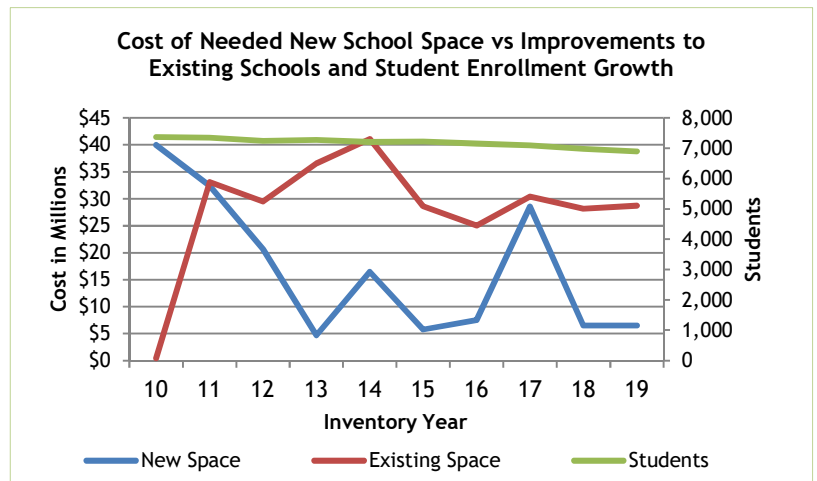
### TOP 3



- = Local
- = Regional (Serves Multiple Counties)

## Estimated Cost of Needed Infrastructure for Jefferson County Five-year period July 2019 through June 2024

Project Type	Conceptual	Planning & Design + Construction
Transportation	\$ 44,351,000	\$ 290,698,405
School Renovations	\$ 24,267,975	\$ 4,475,197
Water and Wastewater	\$ 4,346,534	\$ 12,082,000
New Public Schools & Additions	\$ 6,500,000	\$ -
Law Enforcement	\$ -	\$ 5,200,000
Recreation	\$ 1,010,000	\$ 250,000
Broadband	\$ -	\$ -
Business District Development	\$ -	\$ -
Community Development	\$ -	\$ -
Fire Protection	\$ -	\$ -
Housing	\$ -	\$ -
Industrial Sites and Parks	\$ -	\$ -
Libraries, Museums, & Historic Sites	\$ -	\$ -
Other Education	\$ -	\$ -
Other Facilities	\$ -	\$ -
Other Utilities	\$ -	\$ -
Post-secondary Education	\$ -	\$ -
Public Buildings	\$ -	\$ -
Public Health Facilities	\$ -	\$ -
School-System-wide	\$ -	\$ -
Solid Waste	\$ -	\$ -
Storm Water	\$ -	\$ -
<b>Total</b>	<b>\$ 80,475,509</b>	<b>\$ 312,705,602</b>



\*Total Estimated Cost = Conceptual + Planning & Design + Construction

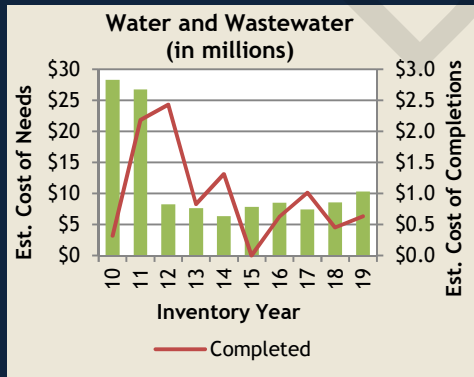
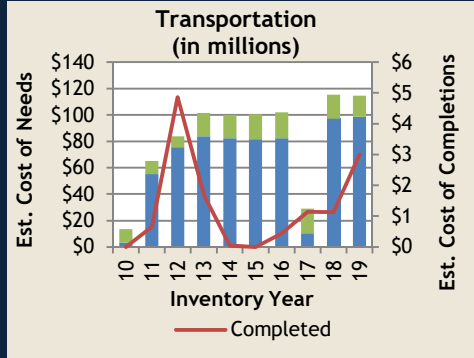


## Johnson County

Total Estimated Cost\* for Infrastructure Improvements

\$161,608,846

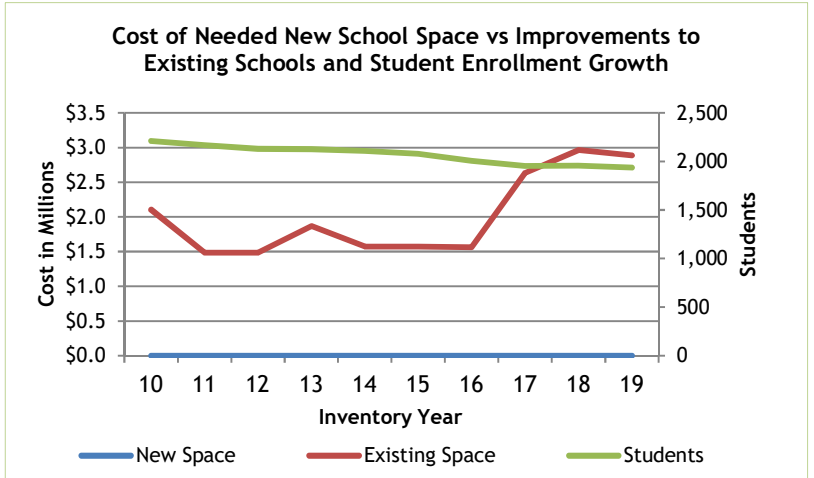
## TOP 3



- = Local
- = Regional (Serves Multiple Counties)

### Estimated Cost of Needed Infrastructure for Johnson County Five-year period July 2019 through June 2024

Project Type	Conceptual	Planning & Design + Construction
Transportation	\$ 20,245,000	\$ 94,465,665
Law Enforcement	\$ 23,620,000	\$ -
Water and Wastewater	\$ 8,262,681	\$ 2,075,000
Recreation	\$ 6,385,000	\$ 607,500
School Renovations	\$ 305,000	\$ 2,585,000
Public Buildings	\$ 1,000,000	\$ -
Post-secondary Education	\$ -	\$ 508,000
Fire Protection	\$ 500,000	\$ -
Industrial Sites and Parks	\$ 500,000	\$ -
Other Facilities	\$ 300,000	\$ -
Solid Waste	\$ 250,000	\$ -
Broadband	\$ -	\$ -
Business District Development	\$ -	\$ -
Community Development	\$ -	\$ -
Housing	\$ -	\$ -
Libraries, Museums, & Historic Sites	\$ -	\$ -
New Public Schools & Additions	\$ -	\$ -
Other Education	\$ -	\$ -
Other Utilities	\$ -	\$ -
Public Health Facilities	\$ -	\$ -
School-System-wide	\$ -	\$ -
Storm Water	\$ -	\$ -
<b>Total</b>	<b>\$ 61,367,681</b>	<b>\$ 100,241,165</b>



\*Total Estimated Cost = Conceptual + Planning & Design + Construction

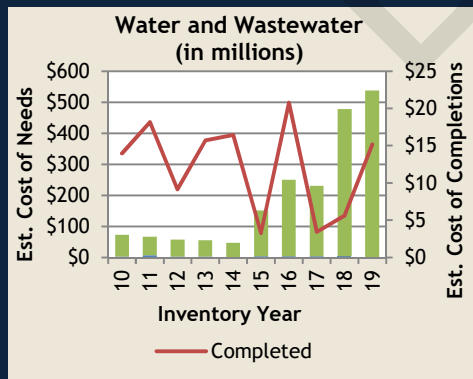
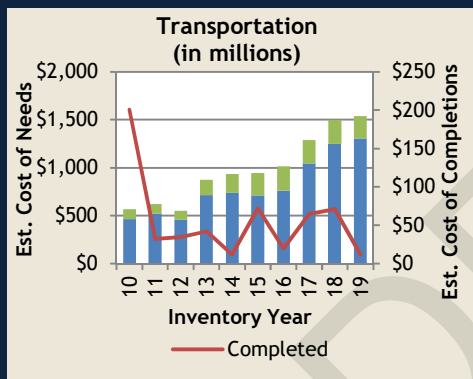
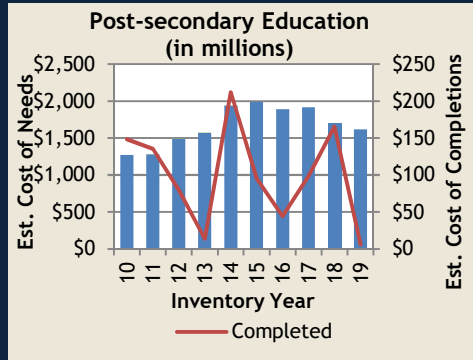


## Knox County

Total Estimated Cost\* for Infrastructure Improvements

**\$4,052,968,377**

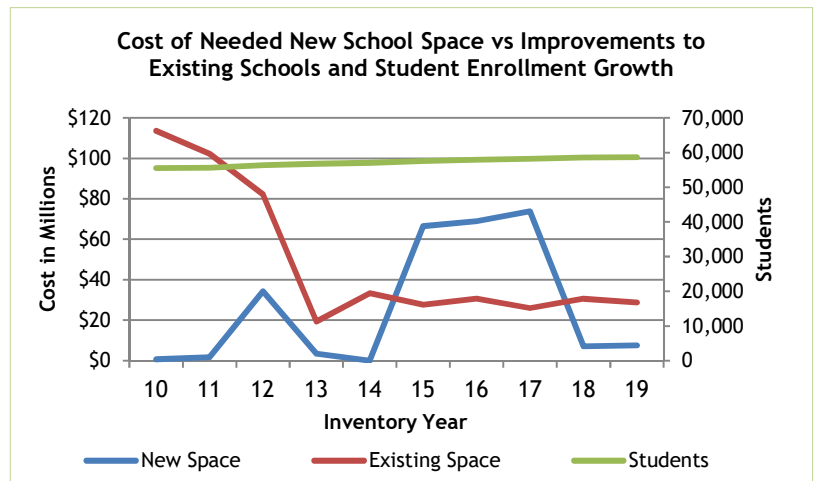
# TOP 3



■ = Local  
■ = Regional (Serves Multiple Counties)

### Estimated Cost of Needed Infrastructure for Knox County Five-year period July 2019 through June 2024

Project Type	Conceptual	Planning & Design + Construction
Post-secondary Education	\$ 244,250,000	\$ 1,372,400,500
Transportation	\$ 379,204,290	\$ 1,159,779,238
Water and Wastewater	\$ 76,000,000	\$ 462,078,950
Other Utilities	\$ 10,670,000	\$ 83,223,000
Other Education	\$ 20,895,000	\$ 26,670,000
Law Enforcement	\$ -	\$ 46,388,098
Recreation	\$ 8,295,000	\$ 37,574,731
School Renovations	\$ 19,295,204	\$ 9,429,209
Public Health Facilities	\$ -	\$ 22,190,000
Public Buildings	\$ 2,700,000	\$ 17,680,000
Housing	\$ -	\$ 15,000,000
Business District Development	\$ -	\$ 13,625,157
Other Facilities	\$ 820,000	\$ 10,875,000
New Public Schools & Additions	\$ -	\$ 7,625,000
Libraries, Museums, & Historic Sites	\$ 3,500,000	\$ 2,800,000
Broadband	\$ -	\$ -
Community Development	\$ -	\$ -
Fire Protection	\$ -	\$ -
Industrial Sites and Parks	\$ -	\$ -
School-System-wide	\$ -	\$ -
Solid Waste	\$ -	\$ -
Storm Water	\$ -	\$ -
<b>Total</b>	<b>\$ 765,629,494</b>	<b>\$ 3,287,338,883</b>



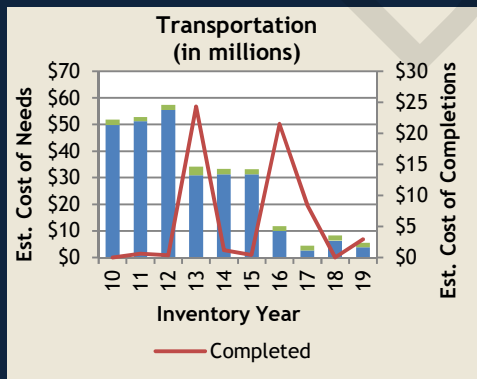
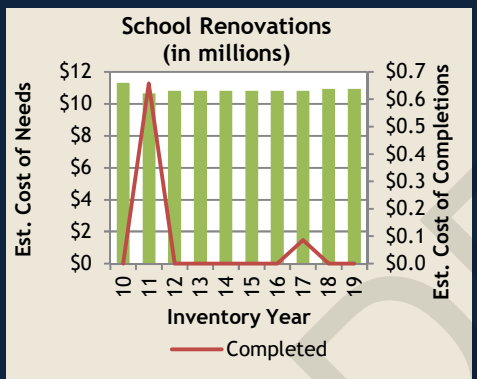
\*Total Estimated Cost = Conceptual + Planning & Design + Construction

## Lake County

Total Estimated Cost\* for Infrastructure Improvements

**\$55,306,622**

## TOP 3

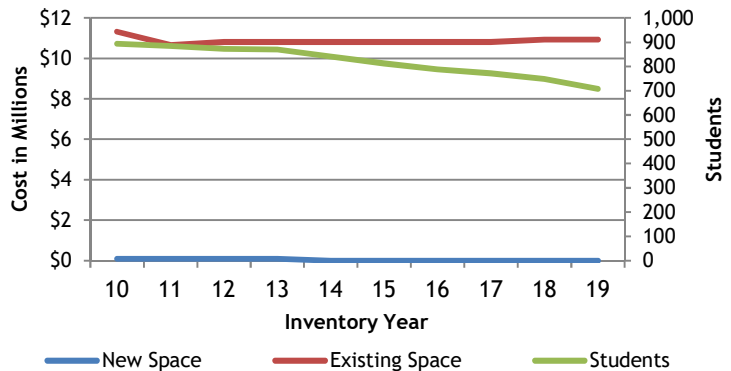


■ = Local  
■ = Regional (Serves Multiple Counties)

### Estimated Cost of Needed Infrastructure for Lake County Five-year period July 2019 through June 2024

Project Type	Conceptual	Planning & Design + Construction
Law Enforcement	\$ 17,000,000	\$ 17,040,000
School Renovations	\$ 10,660,000	\$ 270,000
Transportation	\$ 4,417,000	\$ 1,123,100
Public Buildings	\$ 250,000	\$ 1,500,000
Recreation	\$ 600,000	\$ 1,088,597
Water and Wastewater	\$ 200,000	\$ 507,925
Community Development	\$ 300,000	\$ -
Post-secondary Education	\$ 200,000	\$ -
Storm Water	\$ 150,000	\$ -
Broadband	\$ -	\$ -
Business District Development	\$ -	\$ -
Fire Protection	\$ -	\$ -
Housing	\$ -	\$ -
Industrial Sites and Parks	\$ -	\$ -
Libraries, Museums, & Historic Sites	\$ -	\$ -
New Public Schools & Additions	\$ -	\$ -
Other Education	\$ -	\$ -
Other Facilities	\$ -	\$ -
Other Utilities	\$ -	\$ -
Public Health Facilities	\$ -	\$ -
School-System-wide	\$ -	\$ -
Solid Waste	\$ -	\$ -
<b>Total</b>	<b>\$ 33,777,000</b>	<b>\$ 21,529,622</b>

#### Cost of Needed New School Space vs Improvements to Existing Schools and Student Enrollment Growth



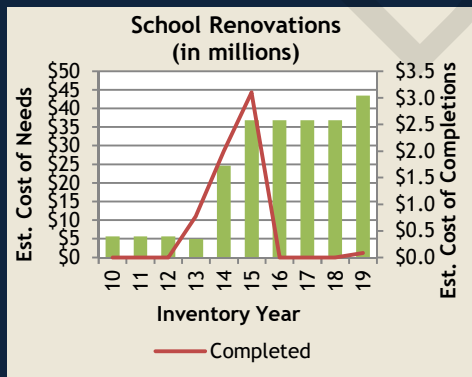
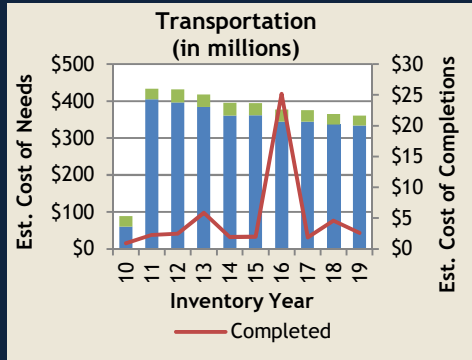
\*Total Estimated Cost = Conceptual + Planning & Design + Construction

## Lauderdale County

Total Estimated Cost\* for Infrastructure Improvements

**\$467,434,541**

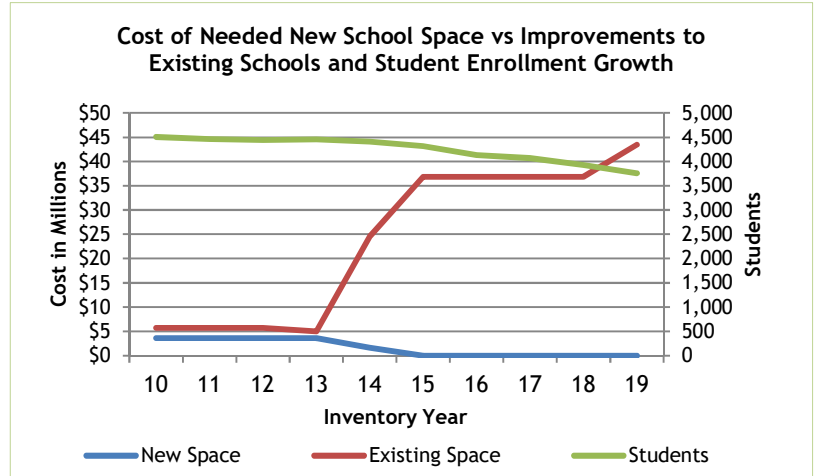
### TOP 3



■ = Local  
■ = Regional (Serves Multiple Counties)

## Estimated Cost of Needed Infrastructure for Lauderdale County Five-year period July 2019 through June 2024

Project Type	Conceptual	Planning & Design + Construction
Transportation	\$ 26,839,000	\$ 333,718,041
Law Enforcement	\$ 16,200,000	\$ 44,320,000
School Renovations	\$ 42,180,000	\$ 1,277,500
Housing	\$ 2,500,000	\$ -
Libraries, Museums, & Historic Sites	\$ -	\$ 400,000
Broadband	\$ -	\$ -
Business District Development	\$ -	\$ -
Community Development	\$ -	\$ -
Fire Protection	\$ -	\$ -
Industrial Sites and Parks	\$ -	\$ -
New Public Schools & Additions	\$ -	\$ -
Other Education	\$ -	\$ -
Other Facilities	\$ -	\$ -
Other Utilities	\$ -	\$ -
Post-secondary Education	\$ -	\$ -
Public Buildings	\$ -	\$ -
Public Health Facilities	\$ -	\$ -
Recreation	\$ -	\$ -
School-System-wide	\$ -	\$ -
Solid Waste	\$ -	\$ -
Storm Water	\$ -	\$ -
Water and Wastewater	\$ -	\$ -
<b>Total</b>	<b>\$ 87,719,000</b>	<b>\$ 379,715,541</b>



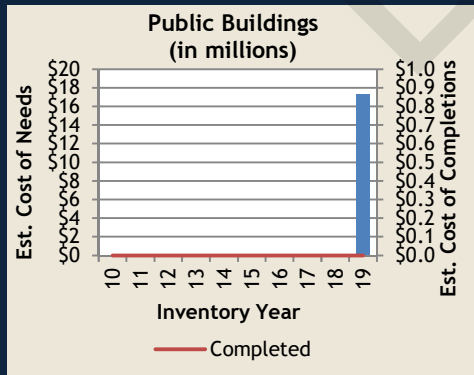
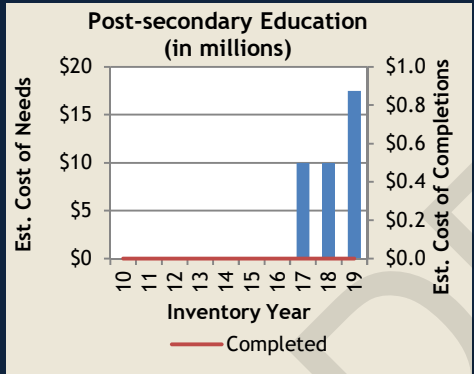
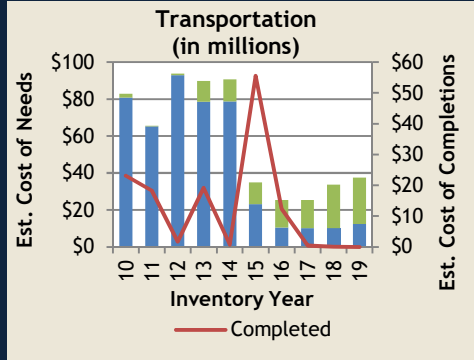
\*Total Estimated Cost = Conceptual + Planning & Design + Construction

## Lawrence County

Total Estimated Cost\* for Infrastructure Improvements

**\$96,767,832**

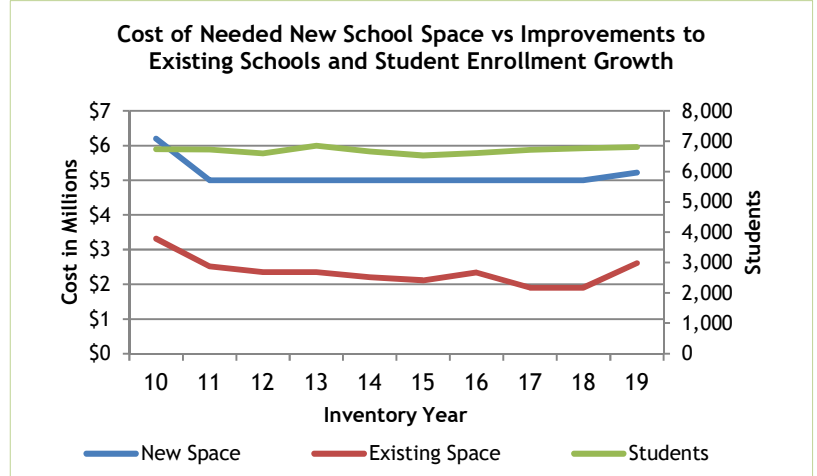
**TOP 3**



■ = Local  
■ = Regional (Serves Multiple Counties)

## Estimated Cost of Needed Infrastructure for Lawrence County Five-year period July 2019 through June 2024

Project Type	Conceptual	Planning & Design + Construction
Transportation	\$ 23,493,000	\$ 14,052,366
Post-secondary Education	\$ -	\$ 17,500,000
Public Buildings	\$ 17,303,000	\$ -
Law Enforcement	\$ 9,480,000	\$ -
New Public Schools & Additions	\$ 5,220,000	\$ -
Recreation	\$ 4,170,000	\$ -
School Renovations	\$ 1,050,000	\$ 1,554,866
Water and Wastewater	\$ 1,000,000	\$ -
Fire Protection	\$ 850,000	\$ -
Industrial Sites and Parks	\$ -	\$ 644,600
Solid Waste	\$ -	\$ 450,000
Broadband	\$ -	\$ -
Business District Development	\$ -	\$ -
Community Development	\$ -	\$ -
Housing	\$ -	\$ -
Libraries, Museums, & Historic Sites	\$ -	\$ -
Other Education	\$ -	\$ -
Other Facilities	\$ -	\$ -
Other Utilities	\$ -	\$ -
Public Health Facilities	\$ -	\$ -
School-System-wide	\$ -	\$ -
Storm Water	\$ -	\$ -
<b>Total</b>	<b>\$ 62,566,000</b>	<b>\$ 34,201,832</b>



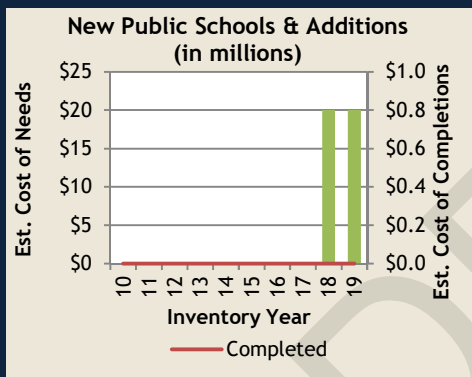
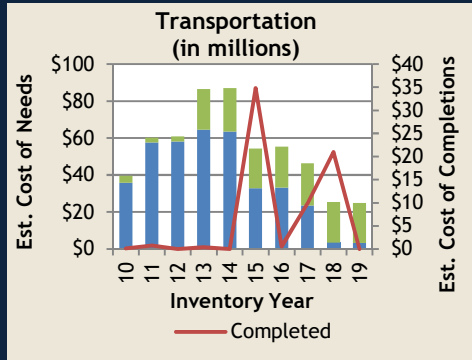
\*Total Estimated Cost = Conceptual + Planning & Design + Construction

## Lewis County

Total Estimated Cost\* for Infrastructure Improvements

**\$54,657,793**

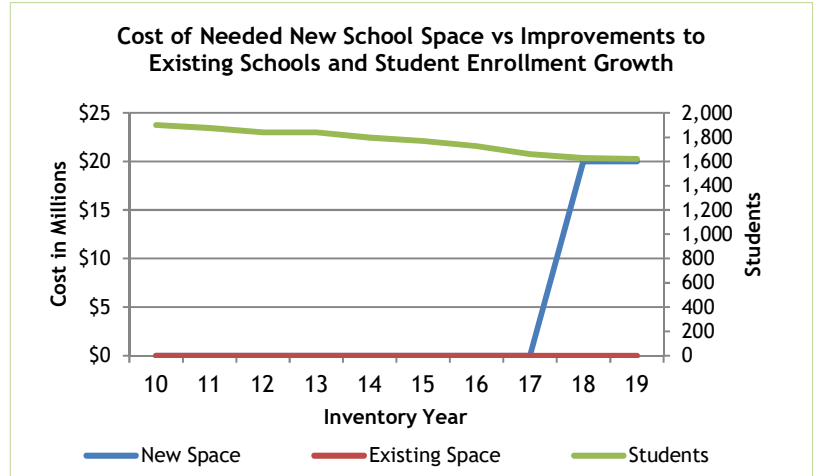
### TOP 3



■ = Local  
■ = Regional (Serves Multiple Counties)

## Estimated Cost of Needed Infrastructure for Lewis County Five-year period July 2019 through June 2024

Project Type	Conceptual	Planning & Design + Construction
Transportation	\$ 21,897,000	\$ 2,976,173
New Public Schools & Additions	\$ 20,000,000	\$ -
Law Enforcement	\$ 1,434,620	\$ 5,200,000
Recreation	\$ 1,500,000	\$ -
Libraries, Museums, & Historic Sites	\$ -	\$ 1,000,000
Community Development	\$ 400,000	\$ -
Industrial Sites and Parks	\$ 250,000	\$ -
Broadband	\$ -	\$ -
Business District Development	\$ -	\$ -
Fire Protection	\$ -	\$ -
Housing	\$ -	\$ -
Other Education	\$ -	\$ -
Other Facilities	\$ -	\$ -
Other Utilities	\$ -	\$ -
Post-secondary Education	\$ -	\$ -
Public Buildings	\$ -	\$ -
Public Health Facilities	\$ -	\$ -
School Renovations	\$ -	\$ -
School-System-wide	\$ -	\$ -
Solid Waste	\$ -	\$ -
Storm Water	\$ -	\$ -
Water and Wastewater	\$ -	\$ -
<b>Total</b>	<b>\$ 45,481,620</b>	<b>\$ 9,176,173</b>



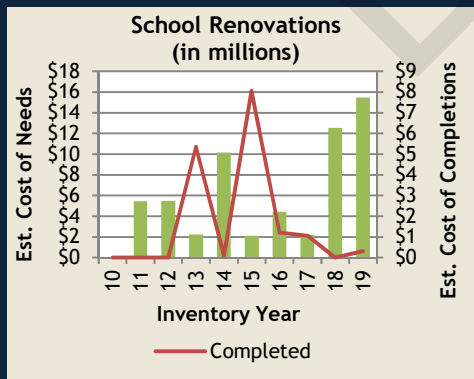
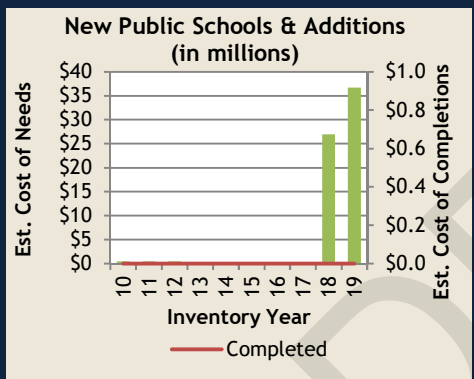
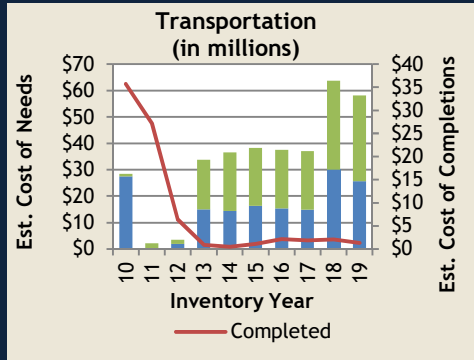
\*Total Estimated Cost = Conceptual + Planning & Design + Construction

## Lincoln County

Total Estimated Cost\* for Infrastructure Improvements

**\$140,988,311**

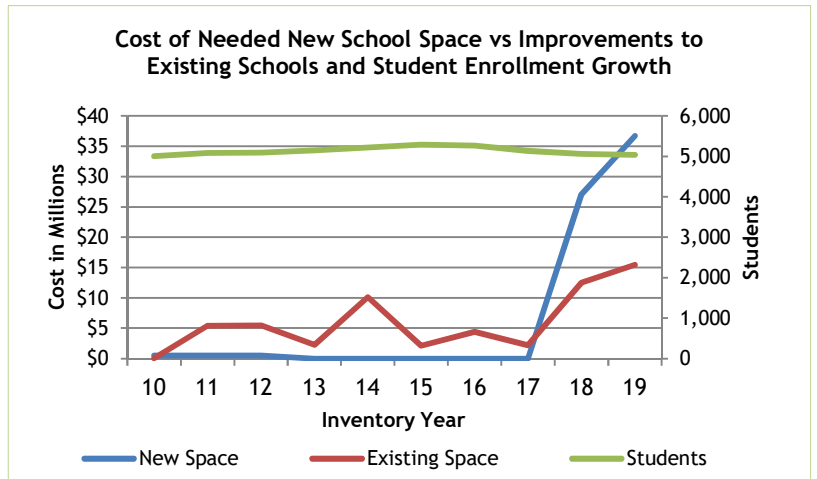
## TOP 3



■ = Local  
■ = Regional (Serves Multiple Counties)

### Estimated Cost of Needed Infrastructure for Lincoln County Five-year period July 2019 through June 2024

Project Type	Conceptual	Planning & Design + Construction
Transportation	\$ 25,772,000	\$ 32,313,946
New Public Schools & Additions	\$ 3,700,000	\$ 33,000,000
School Renovations	\$ 11,341,020	\$ 4,110,000
Water and Wastewater	\$ 14,300,000	\$ -
Recreation	\$ 8,850,240	\$ 3,023,172
Libraries, Museums, & Historic Sites	\$ -	\$ 1,625,000
Post-secondary Education	\$ 1,290,000	\$ -
Storm Water	\$ 350,000	\$ 805,000
Industrial Sites and Parks	\$ -	\$ 507,933
Broadband	\$ -	\$ -
Business District Development	\$ -	\$ -
Community Development	\$ -	\$ -
Fire Protection	\$ -	\$ -
Housing	\$ -	\$ -
Law Enforcement	\$ -	\$ -
Other Education	\$ -	\$ -
Other Facilities	\$ -	\$ -
Other Utilities	\$ -	\$ -
Public Buildings	\$ -	\$ -
Public Health Facilities	\$ -	\$ -
School-System-wide	\$ -	\$ -
Solid Waste	\$ -	\$ -
<b>Total</b>	<b>\$ 65,603,260</b>	<b>\$ 75,385,051</b>



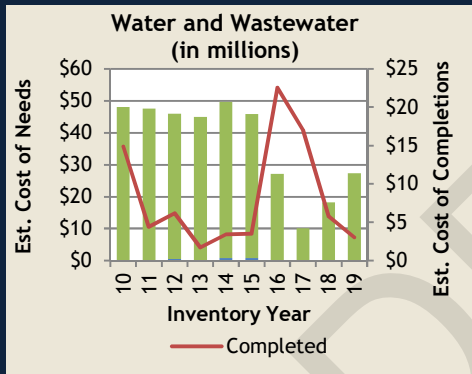
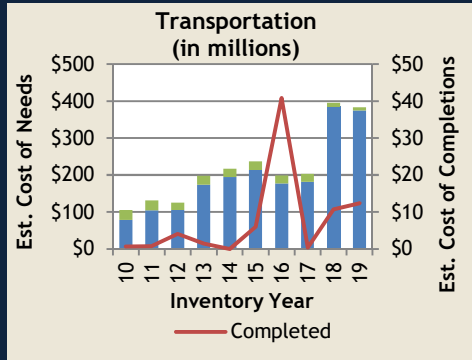
\*Total Estimated Cost = Conceptual + Planning & Design + Construction

## Loudon County

Total Estimated Cost\* for Infrastructure Improvements

**\$443,177,666**

### TOP 3

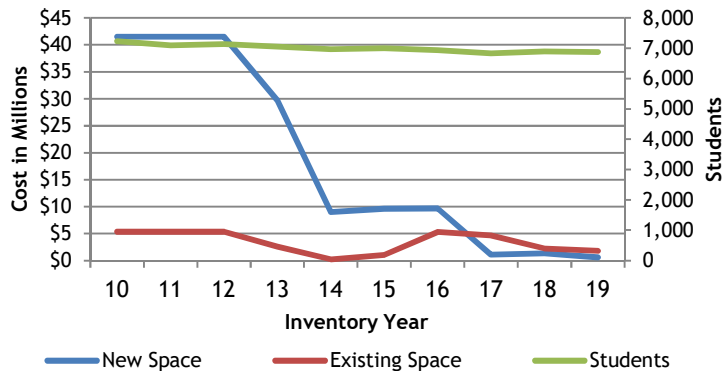


■ = Local  
■ = Regional (Serves Multiple Counties)

### Estimated Cost of Needed Infrastructure for Loudon County Five-year period July 2019 through June 2024

Project Type	Conceptual	Planning & Design + Construction
Transportation	\$ 44,431,000	\$ 338,597,672
Water and Wastewater	\$ 15,500,000	\$ 11,800,000
Law Enforcement	\$ -	\$ 18,804,994
Public Buildings	\$ 500,000	\$ 6,000,000
Recreation	\$ 3,250,000	\$ 1,250,000
School Renovations	\$ -	\$ 1,794,000
Other Utilities	\$ -	\$ 650,000
New Public Schools & Additions	\$ 600,000	\$ -
Broadband	\$ -	\$ -
Business District Development	\$ -	\$ -
Community Development	\$ -	\$ -
Fire Protection	\$ -	\$ -
Housing	\$ -	\$ -
Industrial Sites and Parks	\$ -	\$ -
Libraries, Museums, & Historic Sites	\$ -	\$ -
Other Education	\$ -	\$ -
Other Facilities	\$ -	\$ -
Post-secondary Education	\$ -	\$ -
Public Health Facilities	\$ -	\$ -
School-System-wide	\$ -	\$ -
Solid Waste	\$ -	\$ -
Storm Water	\$ -	\$ -
<b>Total</b>	<b>\$ 64,281,000</b>	<b>\$ 378,896,666</b>

### Cost of Needed New School Space vs Improvements to Existing Schools and Student Enrollment Growth



\*Total Estimated Cost = Conceptual + Planning & Design + Construction



## Macon County

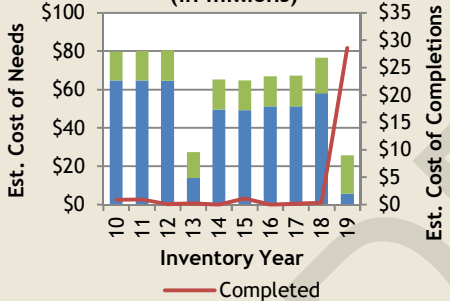
Total Estimated Cost\* for Infrastructure Improvements  
**\$109,724,028**

### TOP 3

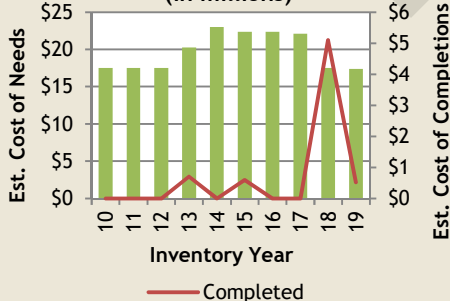
New Public Schools & Additions (in millions)



Transportation (in millions)



Water and Wastewater (in millions)

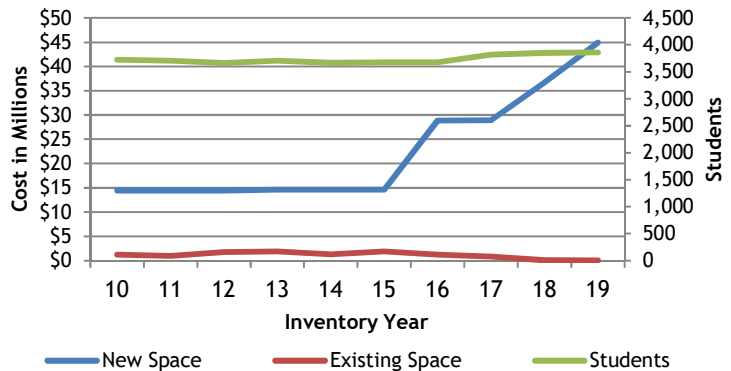


■ = Local  
■ = Regional (Serves Multiple Counties)

## Estimated Cost of Needed Infrastructure for Macon County Five-year period July 2019 through June 2024

Project Type	Conceptual	Planning & Design + Construction
New Public Schools & Additions	\$ -	\$ 44,900,000
Transportation	\$ 10,120,000	\$ 15,483,948
Water and Wastewater	\$ 12,000,000	\$ 5,375,000
Community Development	\$ 8,000,000	\$ -
Law Enforcement	\$ 680,000	\$ 5,670,080
Recreation	\$ 3,060,000	\$ -
Post-secondary Education	\$ 3,000,000	\$ -
School-System-wide	\$ 500,000	\$ -
Solid Waste	\$ -	\$ 500,000
Housing	\$ -	\$ 375,000
School Renovations	\$ -	\$ 60,000
Broadband	\$ -	\$ -
Business District Development	\$ -	\$ -
Fire Protection	\$ -	\$ -
Industrial Sites and Parks	\$ -	\$ -
Libraries, Museums, & Historic Sites	\$ -	\$ -
Other Education	\$ -	\$ -
Other Facilities	\$ -	\$ -
Other Utilities	\$ -	\$ -
Public Buildings	\$ -	\$ -
Public Health Facilities	\$ -	\$ -
Storm Water	\$ -	\$ -
<b>Total</b>	<b>\$ 37,360,000</b>	<b>\$ 72,364,028</b>

Cost of Needed New School Space vs Improvements to Existing Schools and Student Enrollment Growth



\*Total Estimated Cost = Conceptual + Planning & Design + Construction

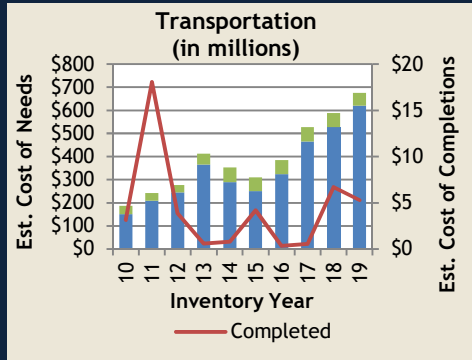


## Madison County

Total Estimated Cost\* for Infrastructure Improvements

**\$872,484,521**

## TOP 3

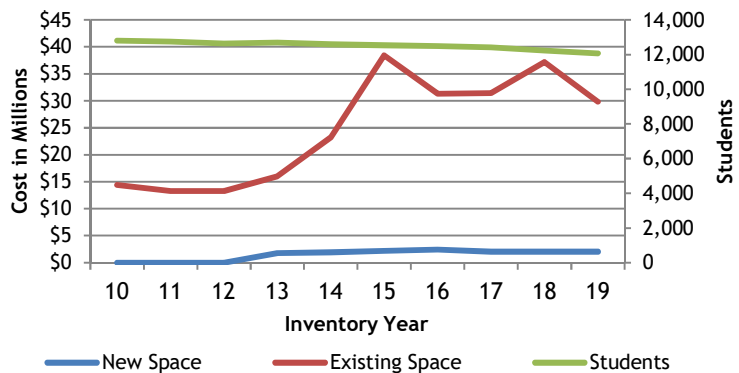


■ = Local  
■ = Regional (Serves Multiple Counties)

### Estimated Cost of Needed Infrastructure for Madison County Five-year period July 2019 through June 2024

Project Type	Conceptual	Planning & Design + Construction
Transportation	\$ 136,470,000	\$ 537,969,824
Water and Wastewater	\$ 17,987,533	\$ 31,625,000
Law Enforcement	\$ -	\$ 34,480,000
Public Health Facilities	\$ 10,000,000	\$ 22,000,000
School Renovations	\$ 22,547,040	\$ 7,267,733
Post-secondary Education	\$ 5,820,000	\$ 23,797,391
Public Buildings	\$ 5,180,000	\$ 4,250,000
Other Education	\$ 8,980,000	\$ -
New Public Schools & Additions	\$ 1,950,000	\$ 75,000
Recreation	\$ 1,085,000	\$ -
Industrial Sites and Parks	\$ -	\$ 1,000,000
Broadband	\$ -	\$ -
Business District Development	\$ -	\$ -
Community Development	\$ -	\$ -
Fire Protection	\$ -	\$ -
Housing	\$ -	\$ -
Libraries, Museums, & Historic Sites	\$ -	\$ -
Other Facilities	\$ -	\$ -
Other Utilities	\$ -	\$ -
School-System-wide	\$ -	\$ -
Solid Waste	\$ -	\$ -
Storm Water	\$ -	\$ -
<b>Total</b>	<b>\$ 210,019,573</b>	<b>\$ 662,464,948</b>

#### Cost of Needed New School Space vs Improvements to Existing Schools and Student Enrollment Growth

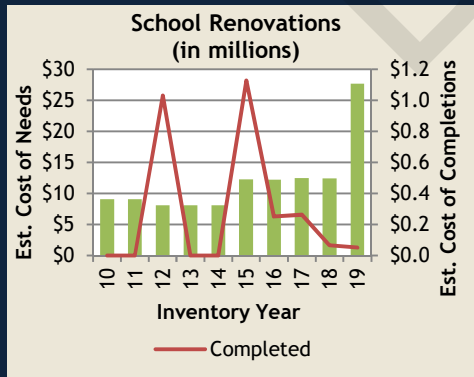
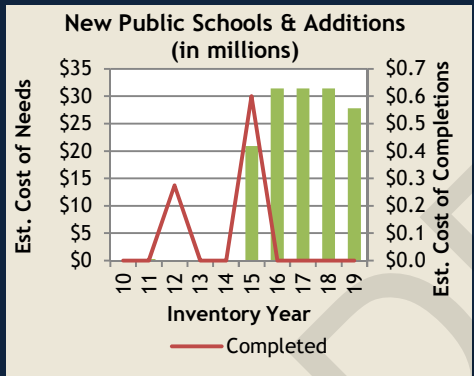
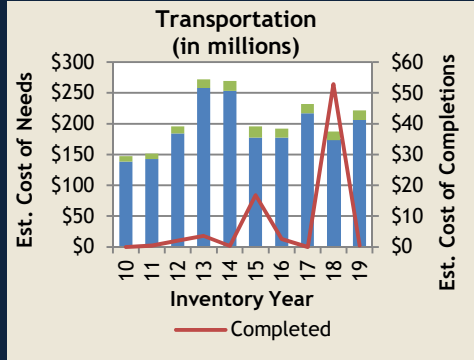


\*Total Estimated Cost = Conceptual + Planning & Design + Construction

## Marion County

Total Estimated Cost\* for Infrastructure Improvements  
**\$290,265,048**

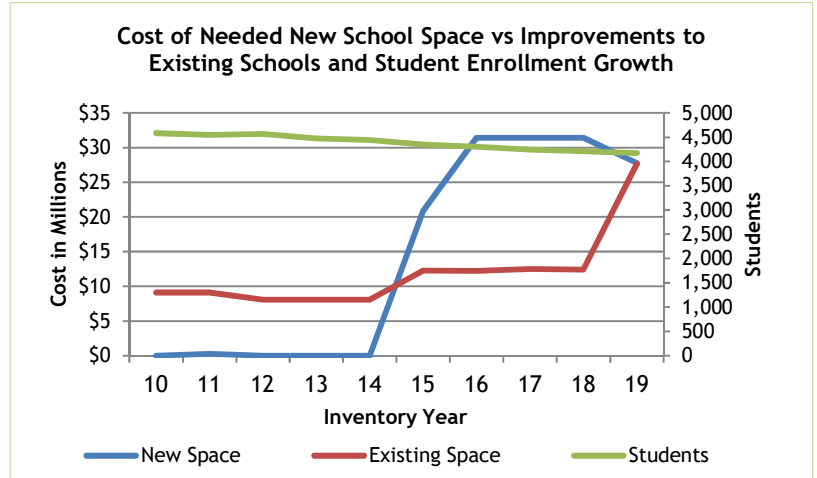
### TOP 3



■ = Local  
■ = Regional (Serves Multiple Counties)

## Estimated Cost of Needed Infrastructure for Marion County Five-year period July 2019 through June 2024

Project Type	Conceptual	Planning & Design + Construction
Transportation	\$ 149,672,000	\$ 72,226,888
New Public Schools & Additions	\$ 2,127,460	\$ 25,658,500
School Renovations	\$ 10,093,000	\$ 17,598,000
Industrial Sites and Parks	\$ 2,150,000	\$ 2,100,000
Water and Wastewater	\$ 3,969,200	\$ -
Recreation	\$ 2,420,000	\$ -
Public Buildings	\$ 1,000,000	\$ -
Housing	\$ -	\$ 500,000
Libraries, Museums, & Historic Sites	\$ 500,000	\$ -
Community Development	\$ 250,000	\$ -
Broadband	\$ -	\$ -
Business District Development	\$ -	\$ -
Fire Protection	\$ -	\$ -
Law Enforcement	\$ -	\$ -
Other Education	\$ -	\$ -
Other Facilities	\$ -	\$ -
Other Utilities	\$ -	\$ -
Post-secondary Education	\$ -	\$ -
Public Health Facilities	\$ -	\$ -
School-System-wide	\$ -	\$ -
Solid Waste	\$ -	\$ -
Storm Water	\$ -	\$ -
<b>Total</b>	<b>\$ 172,181,660</b>	<b>\$ 118,083,388</b>



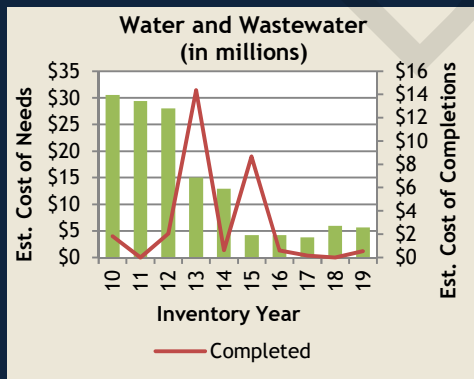
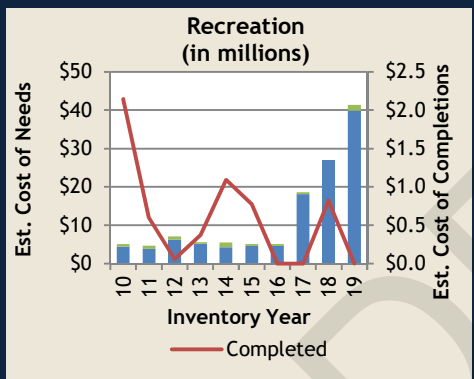
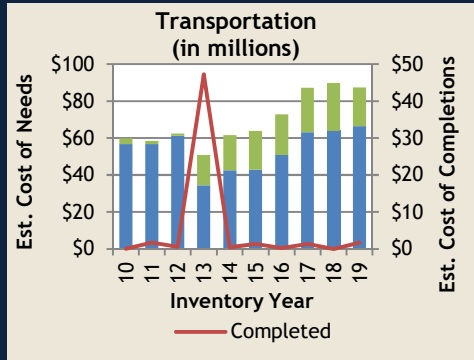
\*Total Estimated Cost = Conceptual + Planning & Design + Construction

## Marshall County

Total Estimated Cost\* for Infrastructure Improvements

**\$139,212,189**

### TOP 3

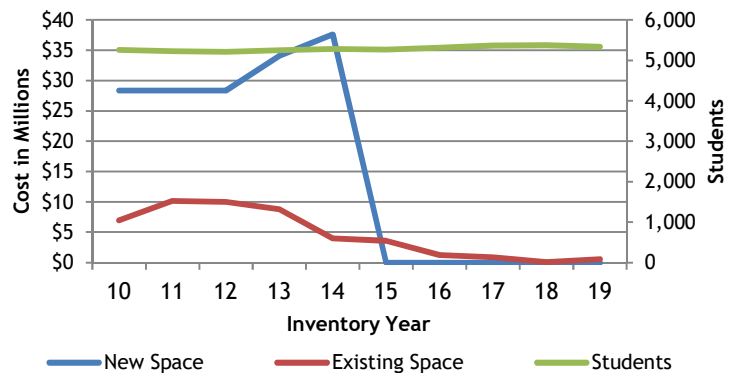


■ = Local  
■ = Regional (Serves Multiple Counties)

## Estimated Cost of Needed Infrastructure for Marshall County Five-year period July 2019 through June 2024

Project Type	Conceptual	Planning & Design + Construction
Transportation	\$ 33,654,000	\$ 53,777,481
Recreation	\$ 12,810,000	\$ 28,600,000
Water and Wastewater	\$ -	\$ 5,614,594
Public Health Facilities	\$ -	\$ 2,000,000
Libraries, Museums, & Historic Sites	\$ 1,500,000	\$ -
Public Buildings	\$ -	\$ 702,000
School Renovations	\$ -	\$ 554,114
Broadband	\$ -	\$ -
Business District Development	\$ -	\$ -
Community Development	\$ -	\$ -
Fire Protection	\$ -	\$ -
Housing	\$ -	\$ -
Industrial Sites and Parks	\$ -	\$ -
Law Enforcement	\$ -	\$ -
New Public Schools & Additions	\$ -	\$ -
Other Education	\$ -	\$ -
Other Facilities	\$ -	\$ -
Other Utilities	\$ -	\$ -
Post-secondary Education	\$ -	\$ -
School-System-wide	\$ -	\$ -
Solid Waste	\$ -	\$ -
Storm Water	\$ -	\$ -
<b>Total</b>	<b>\$ 47,964,000</b>	<b>\$ 91,248,189</b>

### Cost of Needed New School Space vs Improvements to Existing Schools and Student Enrollment Growth

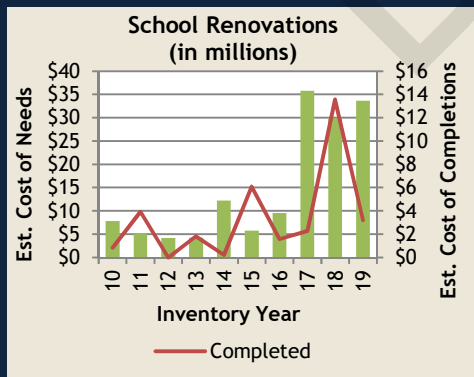
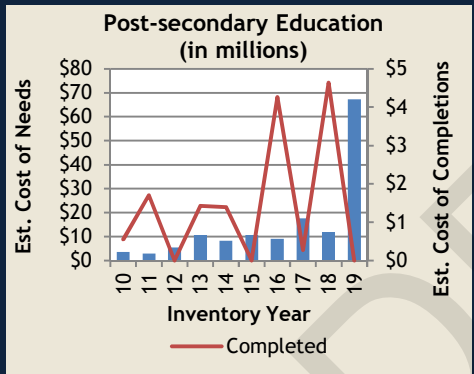
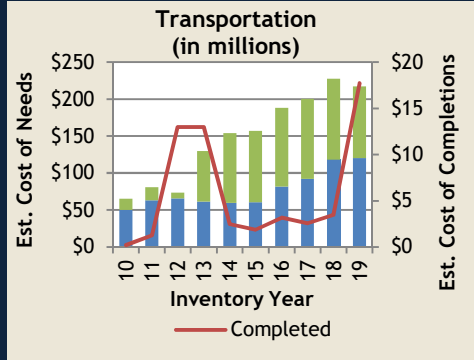


\*Total Estimated Cost = Conceptual + Planning & Design + Construction

## Maury County

Total Estimated Cost\* for Infrastructure Improvements  
**\$404,581,553**

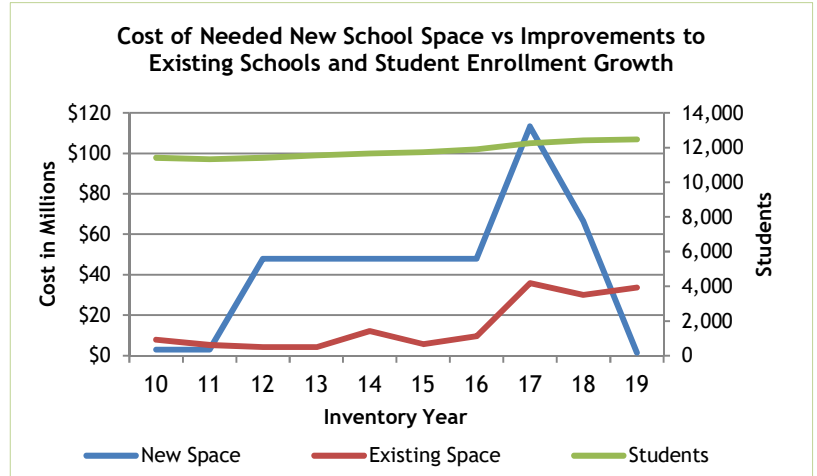
### TOP 3



■ = Local  
■ = Regional (Serves Multiple Counties)

## Estimated Cost of Needed Infrastructure for Maury County Five-year period July 2019 through June 2024

Project Type	Conceptual	Planning & Design + Construction
Transportation	\$ 111,750,000	\$ 105,589,879
Post-secondary Education	\$ 51,640,000	\$ 15,661,483
School Renovations	\$ 19,200,000	\$ 14,484,191
Law Enforcement	\$ 560,000	\$ 32,000,000
Water and Wastewater	\$ 19,370,000	\$ 1,625,000
Public Health Facilities	\$ -	\$ 11,750,000
Recreation	\$ 11,740,000	\$ -
Public Buildings	\$ 2,650,000	\$ 2,900,000
Fire Protection	\$ 1,500,000	\$ -
New Public Schools & Additions	\$ -	\$ 1,486,000
Solid Waste	\$ -	\$ 500,000
Libraries, Museums, & Historic Sites	\$ -	\$ 175,000
Broadband	\$ -	\$ -
Business District Development	\$ -	\$ -
Community Development	\$ -	\$ -
Housing	\$ -	\$ -
Industrial Sites and Parks	\$ -	\$ -
Other Education	\$ -	\$ -
Other Facilities	\$ -	\$ -
Other Utilities	\$ -	\$ -
School-System-wide	\$ -	\$ -
Storm Water	\$ -	\$ -
<b>Total</b>	<b>\$ 218,410,000</b>	<b>\$ 186,171,553</b>



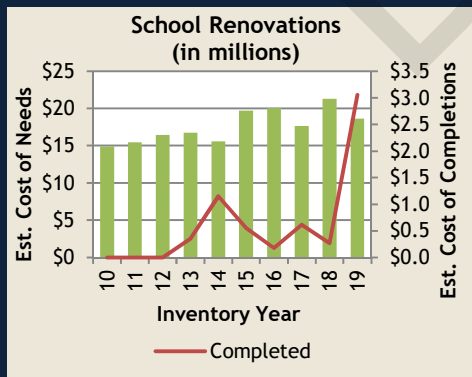
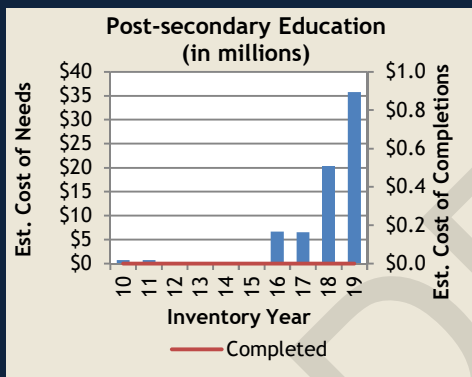
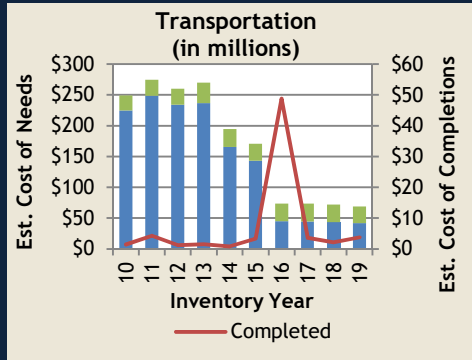
\*Total Estimated Cost = Conceptual + Planning & Design + Construction

## McMinn County

Total Estimated Cost\* for Infrastructure Improvements

**\$176,679,340**

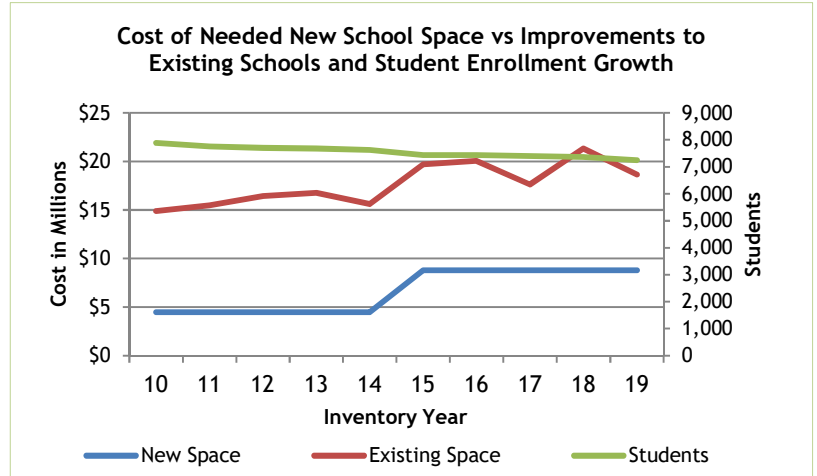
### TOP 3



■ = Local  
■ = Regional (Serves Multiple Counties)

### Estimated Cost of Needed Infrastructure for McMinn County Five-year period July 2019 through June 2024

Project Type	Conceptual	Planning & Design + Construction
Transportation	\$ 29,735,000	\$ 39,004,787
Post-secondary Education	\$ 60,000	\$ 35,725,050
School Renovations	\$ 13,464,800	\$ 5,187,000
Storm Water	\$ 10,000,000	\$ -
New Public Schools & Additions	\$ 3,280,000	\$ 5,500,000
Broadband	\$ -	\$ 6,500,000
Business District Development	\$ 6,000,000	\$ -
Recreation	\$ 500,000	\$ 4,275,000
Water and Wastewater	\$ 2,253,750	\$ 2,399,613
Community Development	\$ 4,000,000	\$ 443,340
Fire Protection	\$ 4,000,000	\$ -
Industrial Sites and Parks	\$ 2,000,000	\$ 1,001,000
Other Utilities	\$ 1,000,000	\$ -
Public Buildings	\$ 200,000	\$ 50,000
Libraries, Museums, & Historic Sites	\$ 100,000	\$ -
Housing	\$ -	\$ -
Law Enforcement	\$ -	\$ -
Other Education	\$ -	\$ -
Other Facilities	\$ -	\$ -
Public Health Facilities	\$ -	\$ -
School-System-wide	\$ -	\$ -
Solid Waste	\$ -	\$ -
<b>Total</b>	<b>\$ 76,593,550</b>	<b>\$ 100,085,790</b>



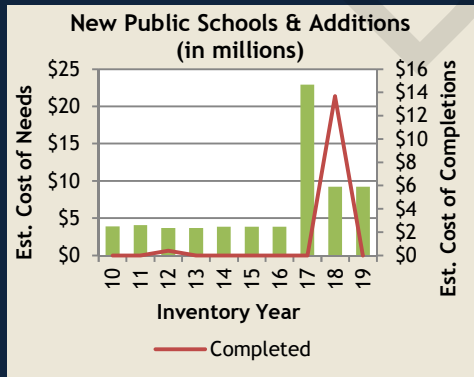
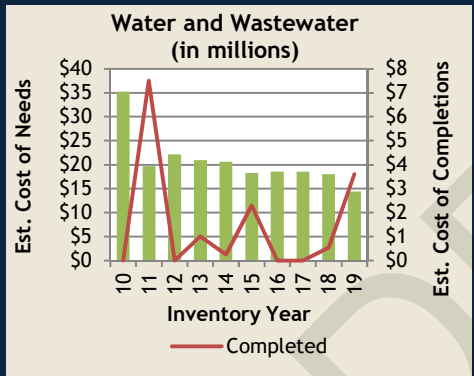
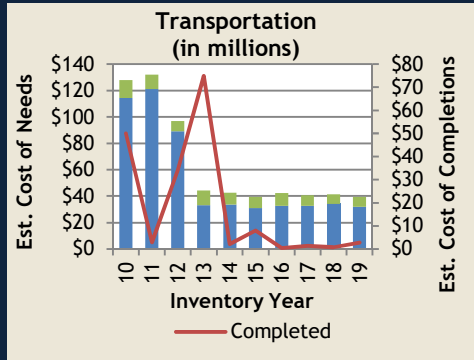
\*Total Estimated Cost = Conceptual + Planning & Design + Construction

## McNairy County

Total Estimated Cost\* for Infrastructure Improvements

**\$72,750,561**

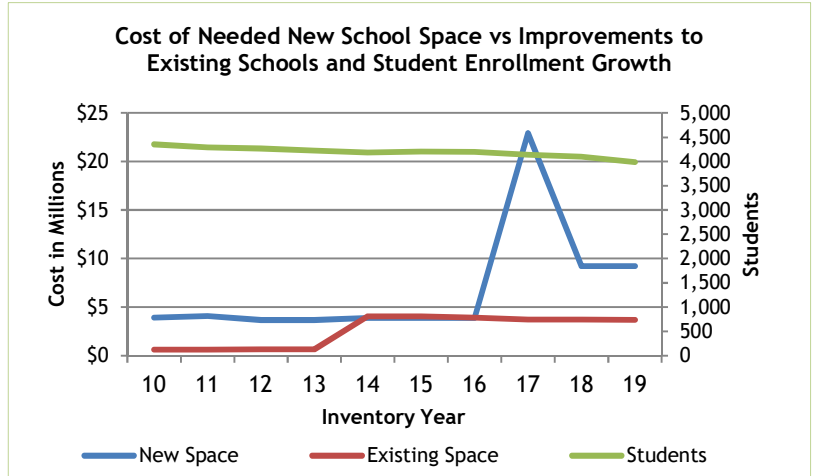
### TOP 3



■ = Local  
■ = Regional (Serves Multiple Counties)

## Estimated Cost of Needed Infrastructure for McNairy County Five-year period July 2019 through June 2024

Project Type	Conceptual	Planning & Design + Construction
Transportation	\$ 26,017,000	\$ 13,454,661
Water and Wastewater	\$ 9,720,000	\$ 4,700,000
New Public Schools & Additions	\$ 4,215,000	\$ 5,000,000
School Renovations	\$ 3,602,900	\$ 91,000
Public Buildings	\$ 2,040,000	\$ -
Other Utilities	\$ 1,500,000	\$ -
Recreation	\$ 1,330,000	\$ -
Storm Water	\$ 800,000	\$ -
Libraries, Museums, & Historic Sites	\$ 200,000	\$ -
Fire Protection	\$ 80,000	\$ -
Broadband	\$ -	\$ -
Business District Development	\$ -	\$ -
Community Development	\$ -	\$ -
Housing	\$ -	\$ -
Industrial Sites and Parks	\$ -	\$ -
Law Enforcement	\$ -	\$ -
Other Education	\$ -	\$ -
Other Facilities	\$ -	\$ -
Post-secondary Education	\$ -	\$ -
Public Health Facilities	\$ -	\$ -
School-System-wide	\$ -	\$ -
Solid Waste	\$ -	\$ -
<b>Total</b>	<b>\$ 49,504,900</b>	<b>\$ 23,245,661</b>



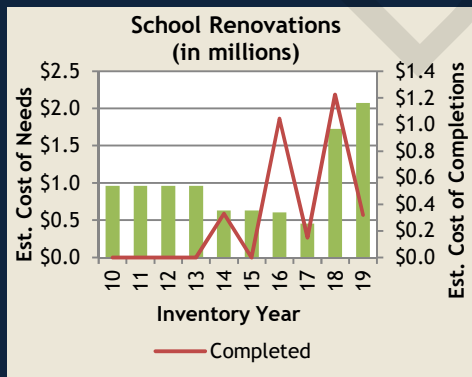
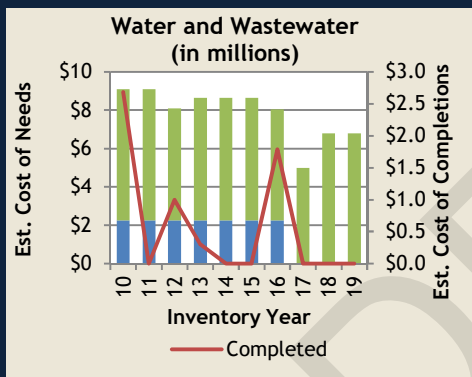
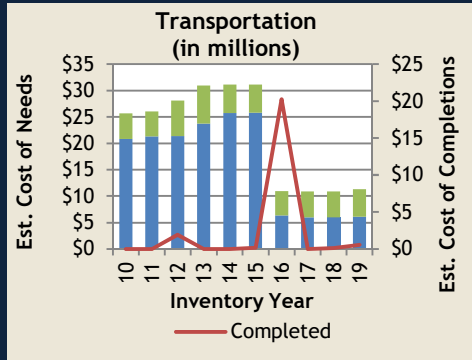
\*Total Estimated Cost = Conceptual + Planning & Design + Construction

## Meigs County

Total Estimated Cost\* for Infrastructure Improvements

**\$21,036,634**

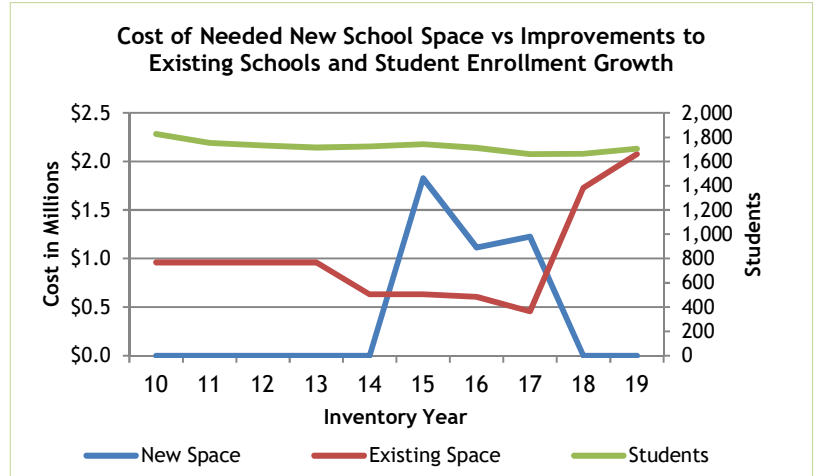
## TOP 3



■ = Local  
■ = Regional (Serves Multiple Counties)

### Estimated Cost of Needed Infrastructure for Meigs County Five-year period July 2019 through June 2024

Project Type	Conceptual	Planning & Design + Construction
Transportation	\$ 8,380,000	\$ 2,925,534
Water and Wastewater	\$ 5,000,000	\$ 1,795,100
School Renovations	\$ 2,026,000	\$ 50,000
Other Facilities	\$ 250,000	\$ 300,000
School-System-wide	\$ 150,000	\$ -
Recreation	\$ 110,000	\$ -
Fire Protection	\$ 50,000	\$ -
Broadband	\$ -	\$ -
Business District Development	\$ -	\$ -
Community Development	\$ -	\$ -
Housing	\$ -	\$ -
Industrial Sites and Parks	\$ -	\$ -
Law Enforcement	\$ -	\$ -
Libraries, Museums, & Historic Sites	\$ -	\$ -
New Public Schools & Additions	\$ -	\$ -
Other Education	\$ -	\$ -
Other Utilities	\$ -	\$ -
Post-secondary Education	\$ -	\$ -
Public Buildings	\$ -	\$ -
Public Health Facilities	\$ -	\$ -
Solid Waste	\$ -	\$ -
Storm Water	\$ -	\$ -
<b>Total</b>	<b>\$ 15,966,000</b>	<b>\$ 5,070,634</b>



\*Total Estimated Cost = Conceptual + Planning & Design + Construction

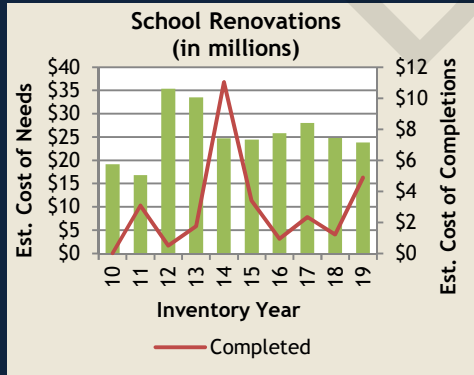
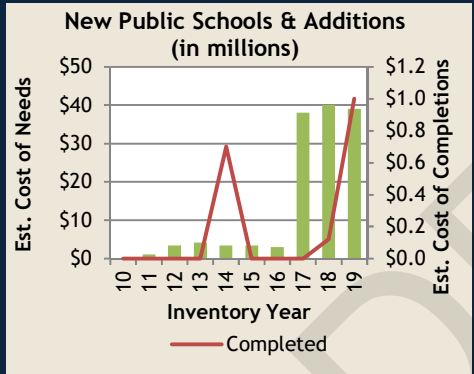
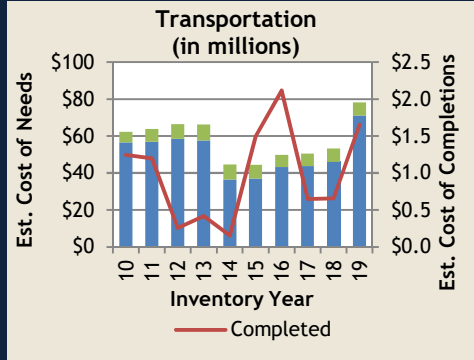


## Monroe County

Total Estimated Cost\* for Infrastructure Improvements

**\$167,216,389**

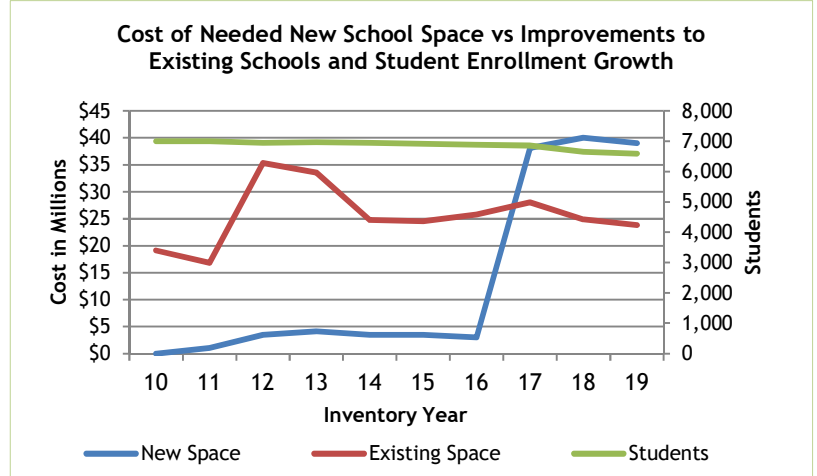
### TOP 3



- = Local
- = Regional (Serves Multiple Counties)

## Estimated Cost of Needed Infrastructure for Monroe County Five-year period July 2019 through June 2024

Project Type	Conceptual	Planning & Design + Construction
Transportation	\$ 12,419,000	\$ 65,798,275
New Public Schools & Additions	\$ 9,020,000	\$ 30,000,000
School Renovations	\$ 22,169,453	\$ 1,678,000
Water and Wastewater	\$ 6,918,513	\$ 6,648,148
Community Development	\$ 5,000,000	\$ -
Public Buildings	\$ 2,990,000	\$ 500,000
Libraries, Museums, & Historic Sites	\$ -	\$ 1,500,000
Industrial Sites and Parks	\$ -	\$ 1,000,000
Recreation	\$ -	\$ 1,000,000
Fire Protection	\$ -	\$ 500,000
Other Facilities	\$ 75,000	\$ -
Broadband	\$ -	\$ -
Business District Development	\$ -	\$ -
Housing	\$ -	\$ -
Law Enforcement	\$ -	\$ -
Other Education	\$ -	\$ -
Other Utilities	\$ -	\$ -
Post-secondary Education	\$ -	\$ -
Public Health Facilities	\$ -	\$ -
School-System-wide	\$ -	\$ -
Solid Waste	\$ -	\$ -
Storm Water	\$ -	\$ -
<b>Total</b>	<b>\$ 58,591,966</b>	<b>\$ 108,624,423</b>



\*Total Estimated Cost = Conceptual + Planning & Design + Construction

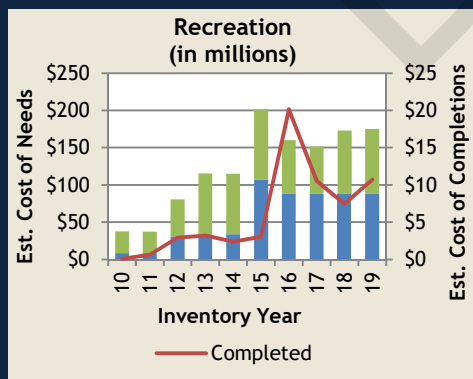
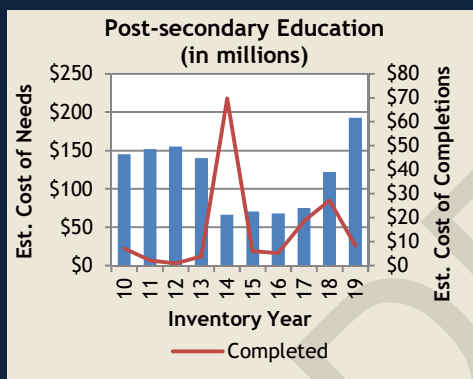
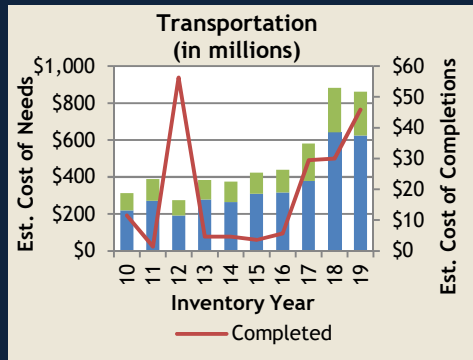


## Montgomery County

Total Estimated Cost\* for Infrastructure Improvements

**\$1,754,849,508**

### TOP 3

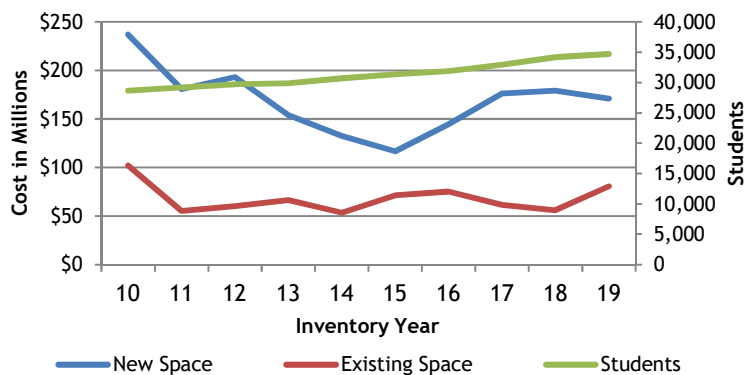


■ = Local  
■ = Regional (Serves Multiple Counties)

## Estimated Cost of Needed Infrastructure for Montgomery County Five-year period July 2019 through June 2024

Project Type	Conceptual	Planning & Design + Construction
Transportation	\$ 124,733,638	\$ 737,843,079
Post-secondary Education	\$ 144,450,000	\$ 48,506,000
Recreation	\$ 51,778,000	\$ 123,449,797
New Public Schools & Additions	\$ 97,100,000	\$ 73,900,000
Water and Wastewater	\$ 9,972,000	\$ 87,127,000
School Renovations	\$ 76,560,994	\$ 4,148,000
Other Utilities	\$ 12,500,000	\$ 44,525,000
Community Development	\$ -	\$ 42,026,000
Law Enforcement	\$ 4,855,000	\$ 26,220,000
Libraries, Museums, & Historic Sites	\$ -	\$ 12,000,000
Fire Protection	\$ 7,150,000	\$ 3,625,000
Other Facilities	\$ 9,150,000	\$ 500,000
Public Buildings	\$ 5,150,000	\$ -
School-System-wide	\$ -	\$ 4,300,000
Public Health Facilities	\$ 2,570,000	\$ 710,000
Broadband	\$ -	\$ -
Business District Development	\$ -	\$ -
Housing	\$ -	\$ -
Industrial Sites and Parks	\$ -	\$ -
Other Education	\$ -	\$ -
Solid Waste	\$ -	\$ -
Storm Water	\$ -	\$ -
<b>Total</b>	<b>\$ 545,969,632</b>	<b>\$ 1,208,879,876</b>

### Cost of Needed New School Space vs Improvements to Existing Schools and Student Enrollment Growth



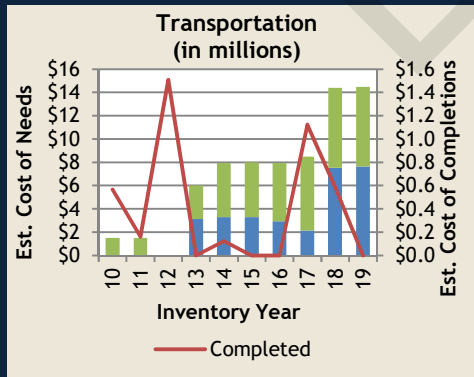
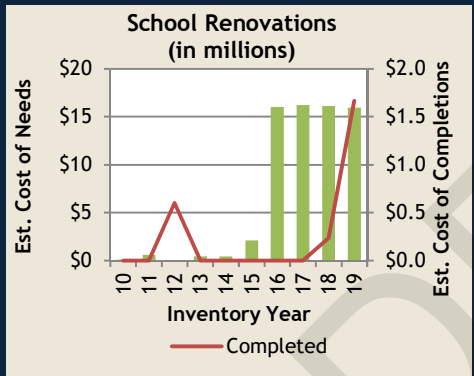
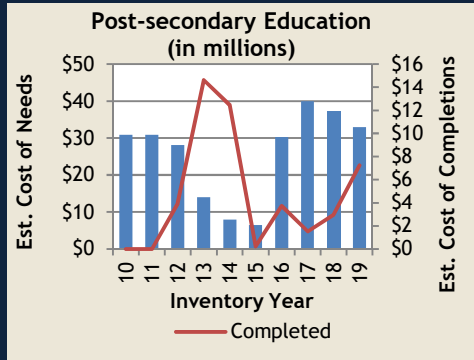
\*Total Estimated Cost = Conceptual + Planning & Design + Construction

## Moore County

Total Estimated Cost\* for Infrastructure Improvements

**\$77,645,626**

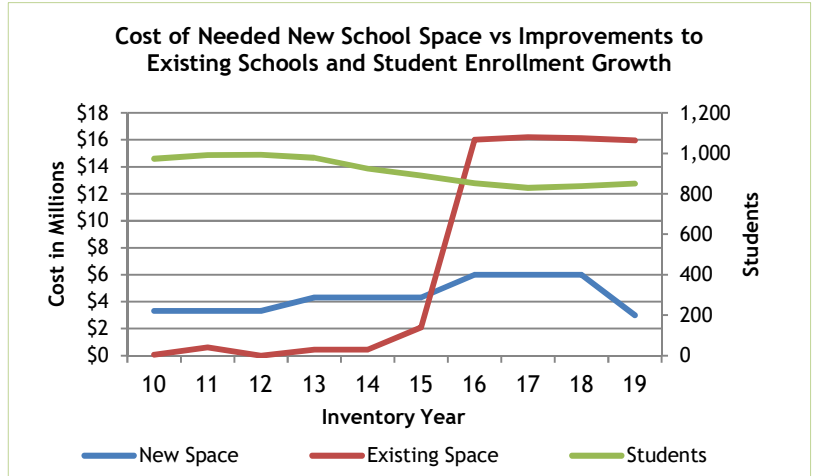
**TOP 3**



■ = Local  
■ = Regional (Serves Multiple Counties)

## Estimated Cost of Needed Infrastructure for Moore County Five-year period July 2019 through June 2024

Project Type	Conceptual	Planning & Design + Construction
Post-secondary Education	\$ -	\$ 32,943,626
School Renovations	\$ -	\$ 15,950,000
Transportation	\$ 5,697,000	\$ 8,805,000
Water and Wastewater	\$ -	\$ 10,500,000
New Public Schools & Additions	\$ -	\$ 3,000,000
Public Buildings	\$ 750,000	\$ -
Broadband	\$ -	\$ -
Business District Development	\$ -	\$ -
Community Development	\$ -	\$ -
Fire Protection	\$ -	\$ -
Housing	\$ -	\$ -
Industrial Sites and Parks	\$ -	\$ -
Law Enforcement	\$ -	\$ -
Libraries, Museums, & Historic Sites	\$ -	\$ -
Other Education	\$ -	\$ -
Other Facilities	\$ -	\$ -
Other Utilities	\$ -	\$ -
Public Health Facilities	\$ -	\$ -
Recreation	\$ -	\$ -
School-System-wide	\$ -	\$ -
Solid Waste	\$ -	\$ -
Storm Water	\$ -	\$ -
<b>Total</b>	<b>\$ 6,447,000</b>	<b>\$ 71,198,626</b>



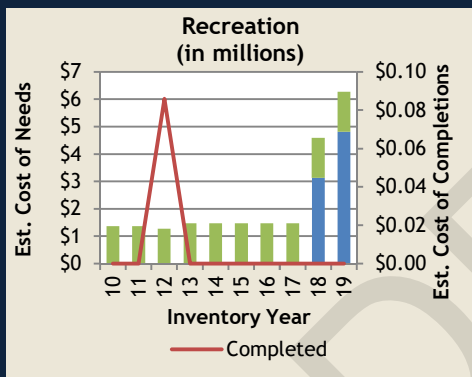
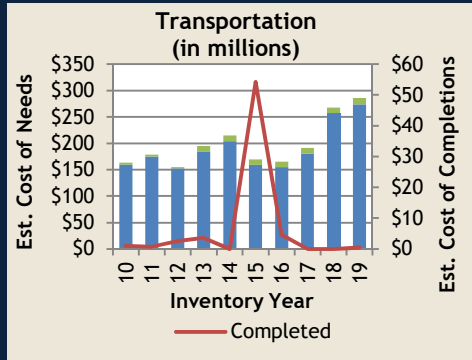
\*Total Estimated Cost = Conceptual + Planning & Design + Construction

## Morgan County

Total Estimated Cost\* for Infrastructure Improvements

**\$301,142,293**

### TOP 3

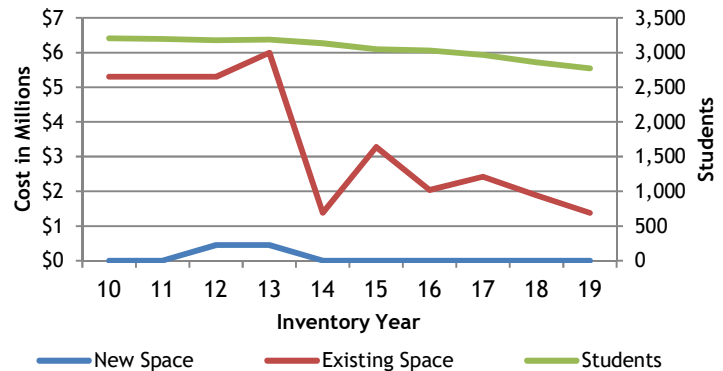


■ = Local  
■ = Regional (Serves Multiple Counties)

### Estimated Cost of Needed Infrastructure for Morgan County Five-year period July 2019 through June 2024

Project Type	Conceptual	Planning & Design + Construction
Transportation	\$ 20,469,950	\$ 265,565,040
Recreation	\$ 4,055,000	\$ 2,219,000
Law Enforcement	\$ 1,500,000	\$ 3,700,000
Water and Wastewater	\$ 730,880	\$ 1,526,923
School Renovations	\$ -	\$ 1,375,500
Broadband	\$ -	\$ -
Business District Development	\$ -	\$ -
Community Development	\$ -	\$ -
Fire Protection	\$ -	\$ -
Housing	\$ -	\$ -
Industrial Sites and Parks	\$ -	\$ -
Libraries, Museums, & Historic Sites	\$ -	\$ -
New Public Schools & Additions	\$ -	\$ -
Other Education	\$ -	\$ -
Other Facilities	\$ -	\$ -
Other Utilities	\$ -	\$ -
Post-secondary Education	\$ -	\$ -
Public Buildings	\$ -	\$ -
Public Health Facilities	\$ -	\$ -
School-System-wide	\$ -	\$ -
Solid Waste	\$ -	\$ -
Storm Water	\$ -	\$ -
<b>Total</b>	<b>\$ 26,755,830</b>	<b>\$ 274,386,463</b>

### Cost of Needed New School Space vs Improvements to Existing Schools and Student Enrollment Growth

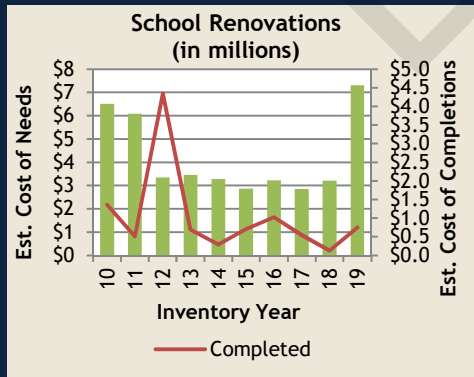
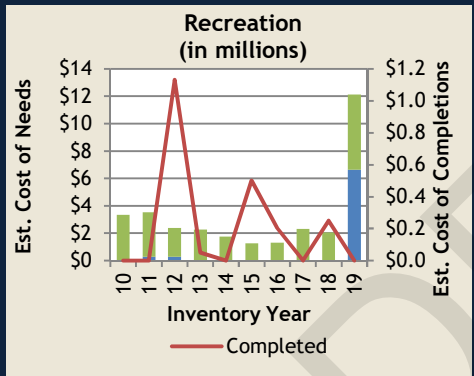
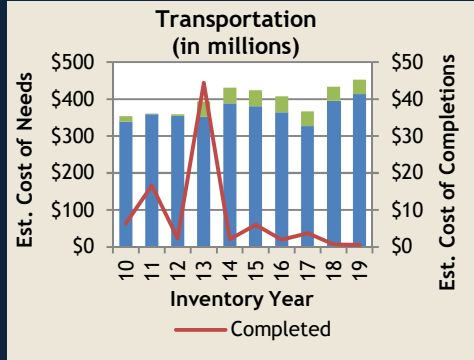


\*Total Estimated Cost = Conceptual + Planning & Design + Construction

## Obion County

Total Estimated Cost\* for Infrastructure Improvements  
**\$483,085,104**

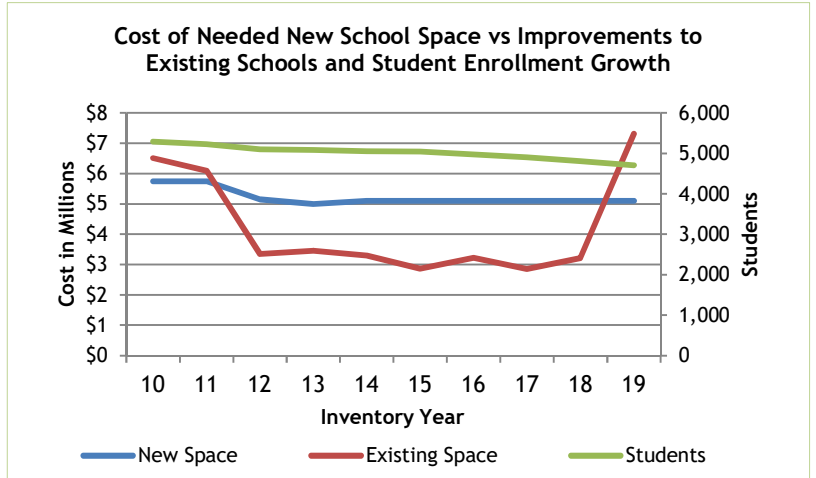
### TOP 3



■ = Local  
■ = Regional (Serves Multiple Counties)

### Estimated Cost of Needed Infrastructure for Obion County Five-year period July 2019 through June 2024

Project Type	Conceptual	Planning & Design + Construction
Transportation	\$ 69,069,219	\$ 384,250,120
Recreation	\$ 8,670,000	\$ 3,438,340
School Renovations	\$ 2,125,208	\$ 5,186,189
New Public Schools & Additions	\$ 4,999,000	\$ 100,000
Water and Wastewater	\$ 1,086,149	\$ 2,857,225
Industrial Sites and Parks	\$ -	\$ 500,000
Storm Water	\$ -	\$ 361,654
Public Buildings	\$ 200,000	\$ -
School-System-wide	\$ 192,000	\$ -
Law Enforcement	\$ 50,000	\$ -
Broadband	\$ -	\$ -
Business District Development	\$ -	\$ -
Community Development	\$ -	\$ -
Fire Protection	\$ -	\$ -
Housing	\$ -	\$ -
Libraries, Museums, & Historic Sites	\$ -	\$ -
Other Education	\$ -	\$ -
Other Facilities	\$ -	\$ -
Other Utilities	\$ -	\$ -
Post-secondary Education	\$ -	\$ -
Public Health Facilities	\$ -	\$ -
Solid Waste	\$ -	\$ -
<b>Total</b>	<b>\$ 86,391,576</b>	<b>\$ 396,693,528</b>



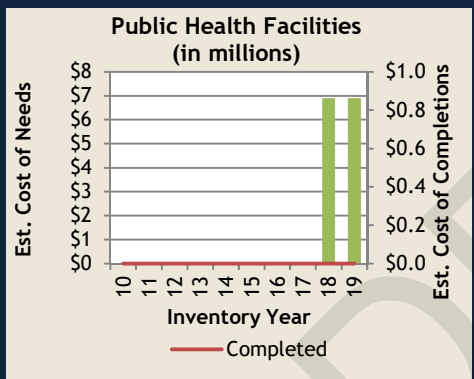
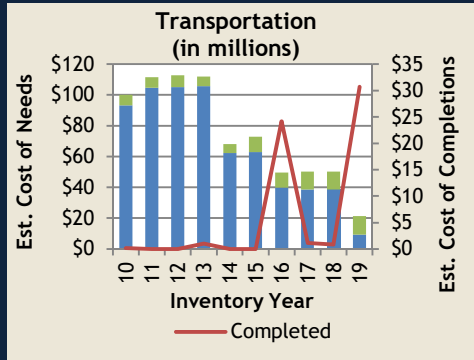
\*Total Estimated Cost = Conceptual + Planning & Design + Construction

## Overton County

Total Estimated Cost\* for Infrastructure Improvements

**\$50,171,381**

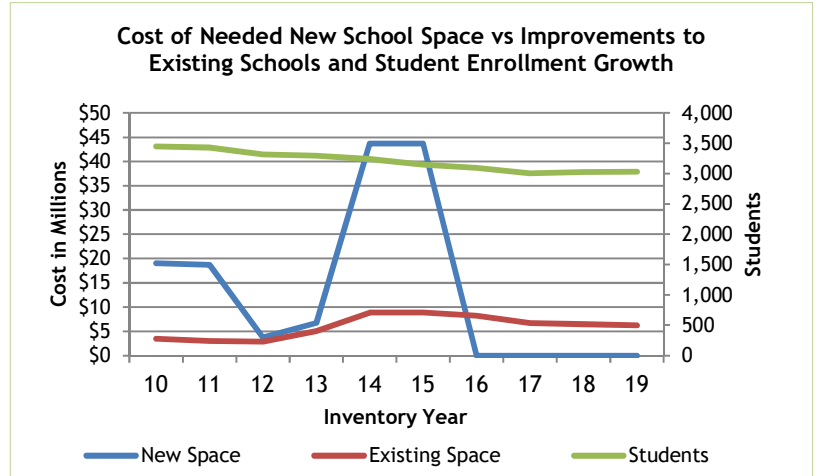
### TOP 3



■ = Local  
■ = Regional (Serves Multiple Counties)

## Estimated Cost of Needed Infrastructure for Overton County Five-year period July 2019 through June 2024

Project Type	Conceptual	Planning & Design + Construction
Transportation	\$ 8,459,000	\$ 12,969,381
Public Health Facilities	\$ -	\$ 6,900,000
Water and Wastewater	\$ 800,000	\$ 5,475,000
School Renovations	\$ 4,488,000	\$ 1,750,000
Recreation	\$ 2,500,000	\$ 2,630,000
Public Buildings	\$ 3,770,000	\$ 320,000
School-System-wide	\$ 110,000	\$ -
Broadband	\$ -	\$ -
Business District Development	\$ -	\$ -
Community Development	\$ -	\$ -
Fire Protection	\$ -	\$ -
Housing	\$ -	\$ -
Industrial Sites and Parks	\$ -	\$ -
Law Enforcement	\$ -	\$ -
Libraries, Museums, & Historic Sites	\$ -	\$ -
New Public Schools & Additions	\$ -	\$ -
Other Education	\$ -	\$ -
Other Facilities	\$ -	\$ -
Other Utilities	\$ -	\$ -
Post-secondary Education	\$ -	\$ -
Solid Waste	\$ -	\$ -
Storm Water	\$ -	\$ -
<b>Total</b>	<b>\$ 20,127,000</b>	<b>\$ 30,044,381</b>

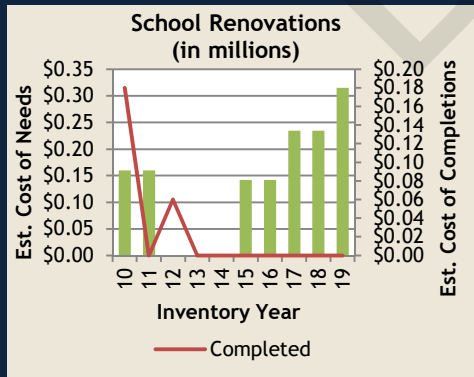
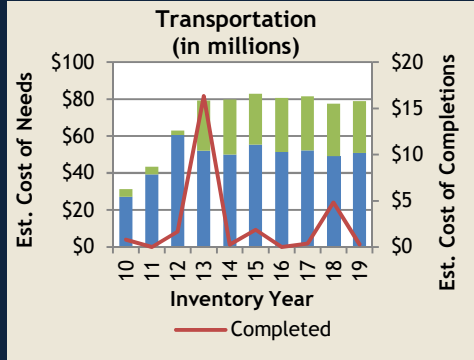


\*Total Estimated Cost = Conceptual + Planning & Design + Construction

## Perry County

Total Estimated Cost\* for Infrastructure Improvements  
**\$80,319,050**

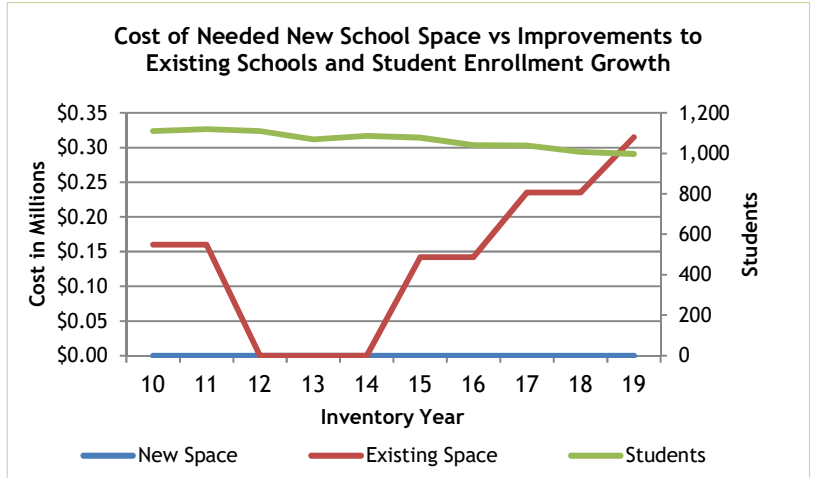
### TOP 3



■ = Local  
■ = Regional (Serves Multiple Counties)

## Estimated Cost of Needed Infrastructure for Perry County Five-year period July 2019 through June 2024

Project Type	Conceptual	Planning & Design + Construction
Transportation	\$ 30,614,000	\$ 48,295,050
Law Enforcement	\$ -	\$ 985,000
School Renovations	\$ 80,000	\$ 235,000
Recreation	\$ 110,000	\$ -
Broadband	\$ -	\$ -
Business District Development	\$ -	\$ -
Community Development	\$ -	\$ -
Fire Protection	\$ -	\$ -
Housing	\$ -	\$ -
Industrial Sites and Parks	\$ -	\$ -
Libraries, Museums, & Historic Sites	\$ -	\$ -
New Public Schools & Additions	\$ -	\$ -
Other Education	\$ -	\$ -
Other Facilities	\$ -	\$ -
Other Utilities	\$ -	\$ -
Post-secondary Education	\$ -	\$ -
Public Buildings	\$ -	\$ -
Public Health Facilities	\$ -	\$ -
School-System-wide	\$ -	\$ -
Solid Waste	\$ -	\$ -
Storm Water	\$ -	\$ -
Water and Wastewater	\$ -	\$ -
<b>Total</b>	<b>\$ 30,804,000</b>	<b>\$ 49,515,050</b>




\*Total Estimated Cost = Conceptual + Planning & Design + Construction

## Pickett County

Total Estimated Cost\* for Infrastructure Improvements

**\$25,853,680**

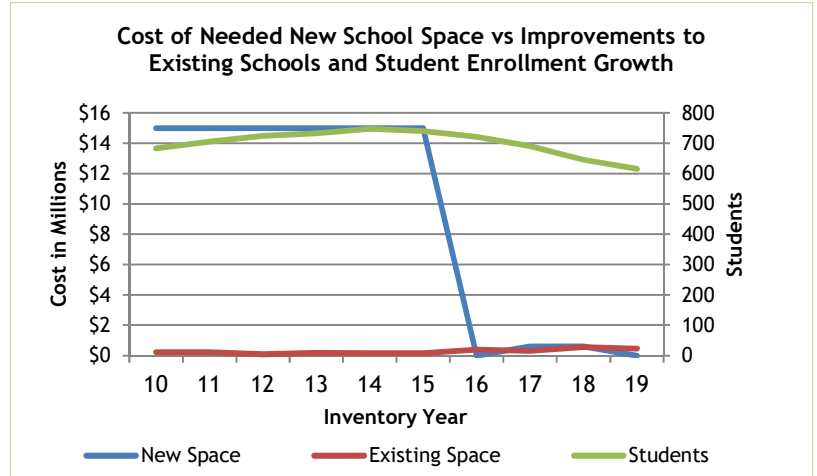
### TOP 3



■ = Local  
■ = Regional (Serves Multiple Counties)

### Estimated Cost of Needed Infrastructure for Pickett County Five-year period July 2019 through June 2024

Project Type	Conceptual	Planning & Design + Construction
Recreation	\$ 6,170,000	\$ -
Housing	\$ 5,000,000	\$ -
Law Enforcement	\$ -	\$ 5,000,000
Libraries, Museums, & Historic Sites	\$ -	\$ 3,150,000
Transportation	\$ 2,274,000	\$ 559,680
Industrial Sites and Parks	\$ 350,000	\$ 1,500,000
Solid Waste	\$ -	\$ 1,200,000
School Renovations	\$ 255,000	\$ 200,000
School-System-wide	\$ 100,000	\$ -
Fire Protection	\$ -	\$ 95,000
Broadband	\$ -	\$ -
Business District Development	\$ -	\$ -
Community Development	\$ -	\$ -
New Public Schools & Additions	\$ -	\$ -
Other Education	\$ -	\$ -
Other Facilities	\$ -	\$ -
Other Utilities	\$ -	\$ -
Post-secondary Education	\$ -	\$ -
Public Buildings	\$ -	\$ -
Public Health Facilities	\$ -	\$ -
Storm Water	\$ -	\$ -
Water and Wastewater	\$ -	\$ -
<b>Total</b>	<b>\$ 14,149,000</b>	<b>\$ 11,704,680</b>



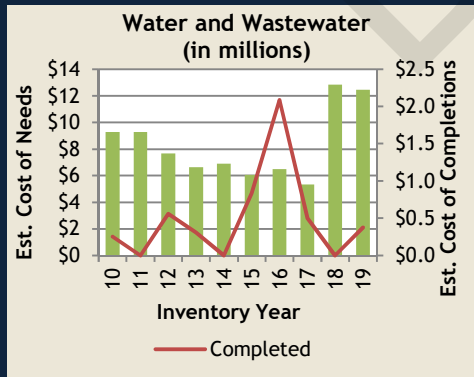
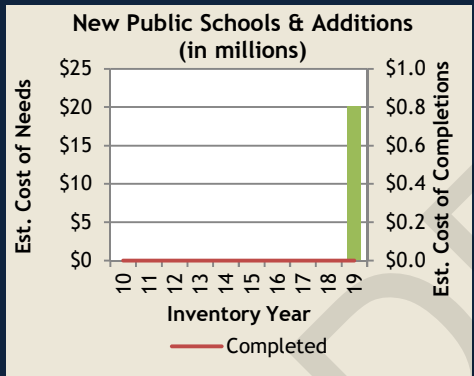
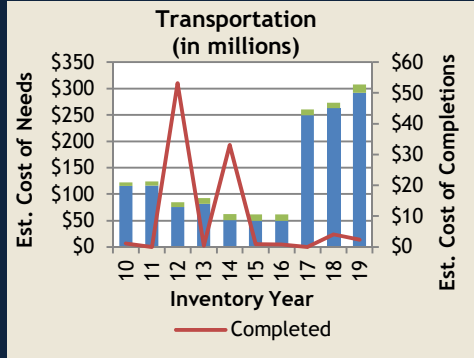
\*Total Estimated Cost = Conceptual + Planning & Design + Construction



## Polk County

Total Estimated Cost\* for Infrastructure Improvements  
**\$350,094,062**

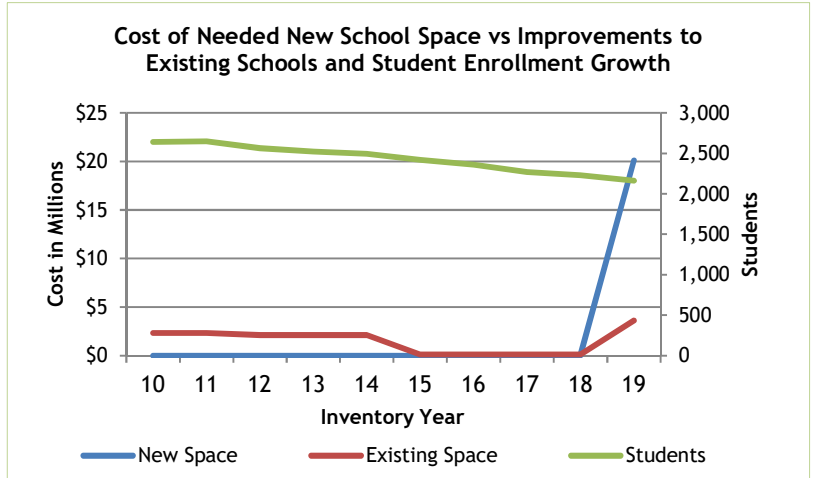
## TOP 3



■ = Local  
 ■ = Regional (Serves Multiple Counties)

### Estimated Cost of Needed Infrastructure for Polk County Five-year period July 2019 through June 2024

Project Type	Conceptual	Planning & Design + Construction
Transportation	\$ 28,766,629	\$ 278,794,210
New Public Schools & Additions	\$ 20,000,000	\$ 100,000
Water and Wastewater	\$ 9,450,000	\$ 3,015,508
Recreation	\$ 5,000,000	\$ -
School Renovations	\$ 3,610,000	\$ -
Community Development	\$ -	\$ 801,715
Public Buildings	\$ 300,000	\$ -
Industrial Sites and Parks	\$ 256,000	\$ -
Broadband	\$ -	\$ -
Business District Development	\$ -	\$ -
Fire Protection	\$ -	\$ -
Housing	\$ -	\$ -
Law Enforcement	\$ -	\$ -
Libraries, Museums, & Historic Sites	\$ -	\$ -
Other Education	\$ -	\$ -
Other Facilities	\$ -	\$ -
Other Utilities	\$ -	\$ -
Post-secondary Education	\$ -	\$ -
Public Health Facilities	\$ -	\$ -
School-System-wide	\$ -	\$ -
Solid Waste	\$ -	\$ -
Storm Water	\$ -	\$ -
<b>Total</b>	<b>\$ 67,382,629</b>	<b>\$ 282,711,433</b>



\*Total Estimated Cost = Conceptual + Planning & Design + Construction

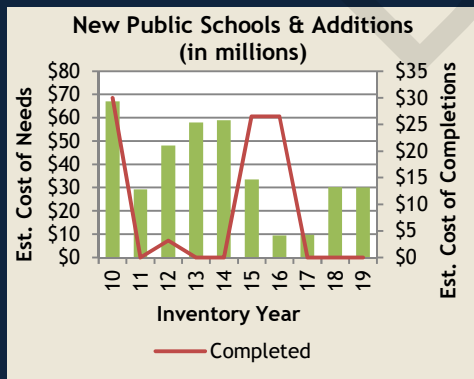
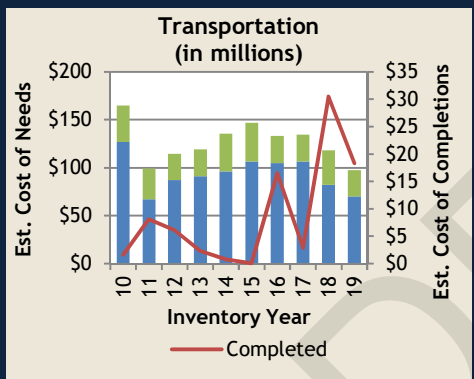
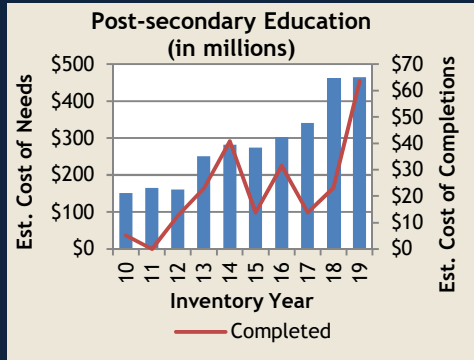


## Putnam County

Total Estimated Cost\* for Infrastructure Improvements

**\$669,294,652**

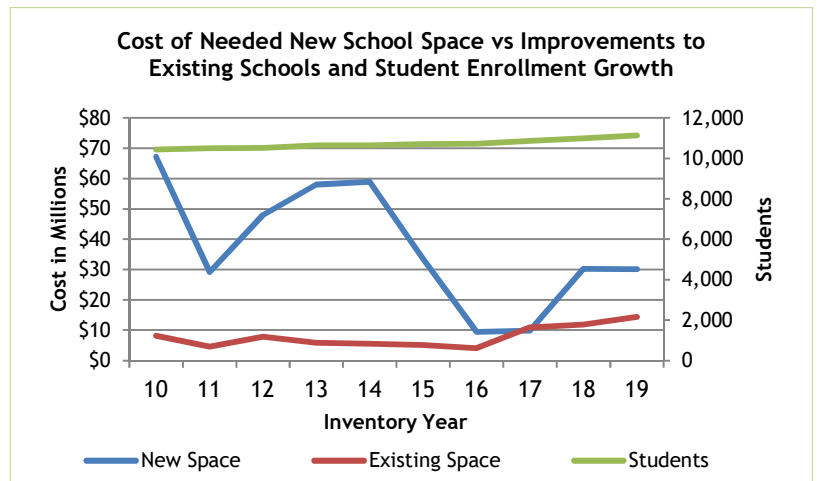
### TOP 3



■ = Local  
■ = Regional (Serves Multiple Counties)

### Estimated Cost of Needed Infrastructure for Putnam County Five-year period July 2019 through June 2024

Project Type	Conceptual	Planning & Design + Construction
Post-secondary Education	\$ 148,540,000	\$ 316,443,992
Transportation	\$ 34,798,481	\$ 62,388,866
New Public Schools & Additions	\$ 30,080,000	\$ -
Law Enforcement	\$ 8,960,000	\$ 20,000,000
Public Buildings	\$ 14,500,000	\$ -
School Renovations	\$ 11,925,000	\$ 2,459,000
Water and Wastewater	\$ -	\$ 11,199,313
Other Facilities	\$ 7,750,000	\$ -
School-System-wide	\$ 250,000	\$ -
Broadband	\$ -	\$ -
Business District Development	\$ -	\$ -
Community Development	\$ -	\$ -
Fire Protection	\$ -	\$ -
Housing	\$ -	\$ -
Industrial Sites and Parks	\$ -	\$ -
Libraries, Museums, & Historic Sites	\$ -	\$ -
Other Education	\$ -	\$ -
Other Utilities	\$ -	\$ -
Public Health Facilities	\$ -	\$ -
Recreation	\$ -	\$ -
Solid Waste	\$ -	\$ -
Storm Water	\$ -	\$ -
<b>Total</b>	<b>\$ 256,803,481</b>	<b>\$ 412,491,171</b>

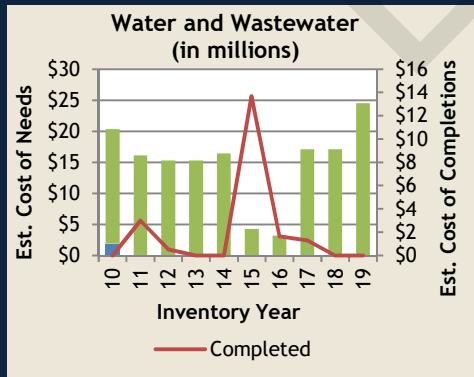
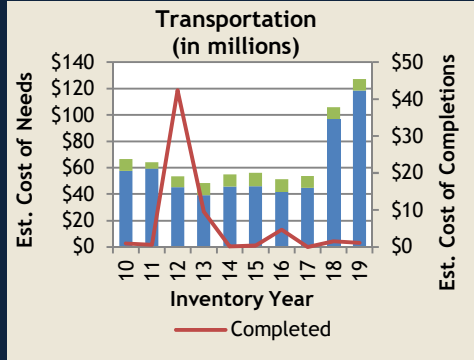


\*Total Estimated Cost = Conceptual + Planning & Design + Construction

## Rhea County

Total Estimated Cost\* for Infrastructure Improvements  
**\$200,807,049**

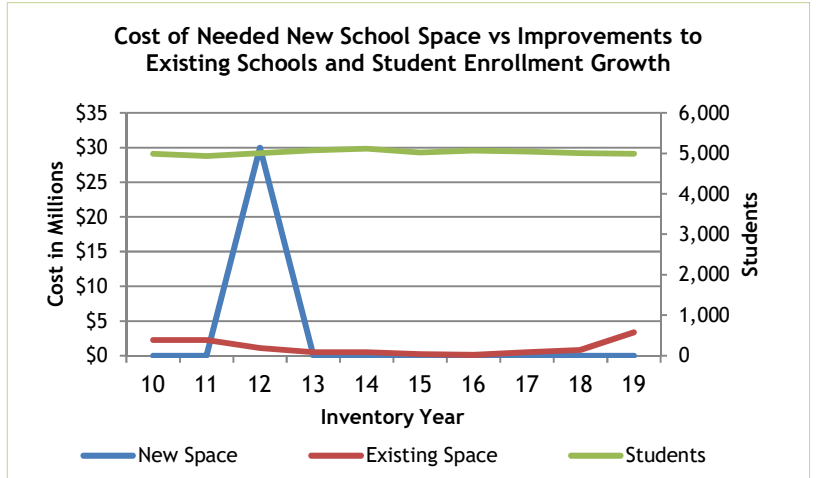
### TOP 3



■ = Local  
 ■ = Regional (Serves Multiple Counties)

### Estimated Cost of Needed Infrastructure for Rhea County Five-year period July 2019 through June 2024

Project Type	Conceptual	Planning & Design + Construction
Transportation	\$ 47,098,105	\$ 80,276,341
Law Enforcement	\$ -	\$ 28,000,000
Water and Wastewater	\$ -	\$ 24,500,571
Industrial Sites and Parks	\$ 1,500,000	\$ 8,264,362
Public Buildings	\$ 3,850,000	\$ -
School Renovations	\$ 655,170	\$ 2,700,000
Recreation	\$ 1,250,000	\$ 1,612,500
Storm Water	\$ 1,100,000	\$ -
Broadband	\$ -	\$ -
Business District Development	\$ -	\$ -
Community Development	\$ -	\$ -
Fire Protection	\$ -	\$ -
Housing	\$ -	\$ -
Libraries, Museums, & Historic Sites	\$ -	\$ -
New Public Schools & Additions	\$ -	\$ -
Other Education	\$ -	\$ -
Other Facilities	\$ -	\$ -
Other Utilities	\$ -	\$ -
Post-secondary Education	\$ -	\$ -
Public Health Facilities	\$ -	\$ -
School-System-wide	\$ -	\$ -
Solid Waste	\$ -	\$ -
<b>Total</b>	<b>\$ 55,453,275</b>	<b>\$ 145,353,774</b>



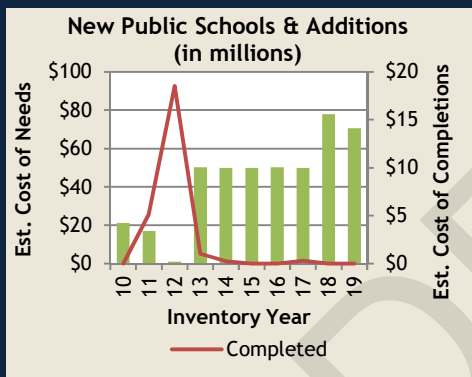
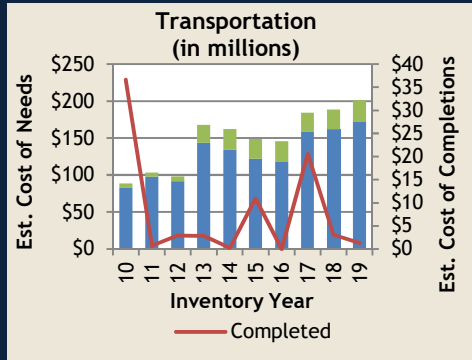
\*Total Estimated Cost = Conceptual + Planning & Design + Construction

## Roane County

Total Estimated Cost\* for Infrastructure Improvements

**\$404,187,512**

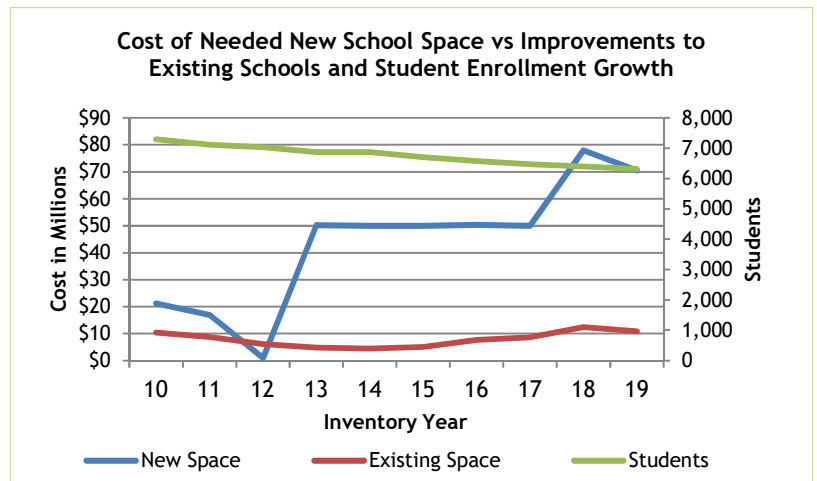
### TOP 3



■ = Local  
■ = Regional (Serves Multiple Counties)

### Estimated Cost of Needed Infrastructure for Roane County Five-year period July 2019 through June 2024

Project Type	Conceptual	Planning & Design + Construction
Transportation	\$ 37,782,000	\$ 163,577,512
New Public Schools & Additions	\$ 60,000,000	\$ 10,500,000
Law Enforcement	\$ 30,000,000	\$ -
Recreation	\$ 12,355,000	\$ 8,988,587
Industrial Sites and Parks	\$ 11,900,000	\$ -
Other Facilities	\$ -	\$ 11,400,000
School Renovations	\$ 7,080,000	\$ 3,794,829
Community Development	\$ 10,000,000	\$ -
Other Utilities	\$ -	\$ 10,000,000
Water and Wastewater	\$ 5,000,000	\$ 2,218,000
Storm Water	\$ 5,000,000	\$ -
Post-secondary Education	\$ 320,000	\$ 4,371,584
Public Buildings	\$ 3,300,000	\$ 1,000,000
Business District Development	\$ -	\$ 3,700,000
Fire Protection	\$ 1,600,000	\$ -
Solid Waste	\$ -	\$ 300,000
Broadband	\$ -	\$ -
Housing	\$ -	\$ -
Libraries, Museums, & Historic Sites	\$ -	\$ -
Other Education	\$ -	\$ -
Public Health Facilities	\$ -	\$ -
School-System-wide	\$ -	\$ -
<b>Total</b>	<b>\$ 184,337,000</b>	<b>\$ 219,850,512</b>



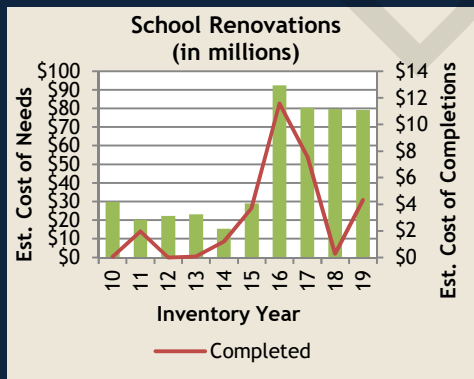
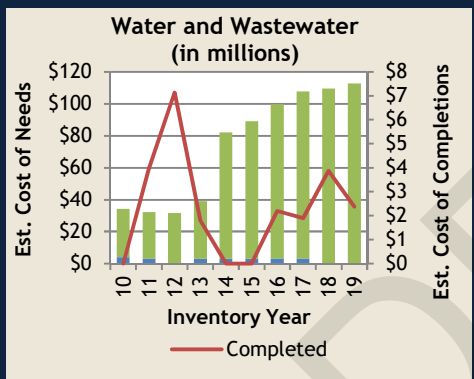
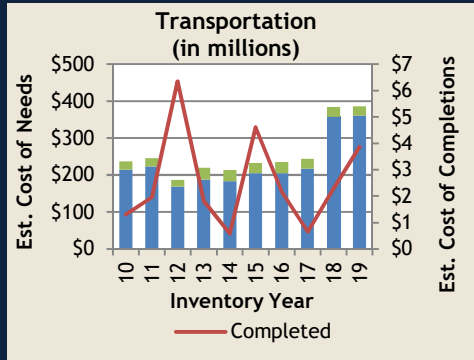
\*Total Estimated Cost = Conceptual + Planning & Design + Construction

## Robertson County

Total Estimated Cost\* for Infrastructure Improvements

**\$640,293,409**

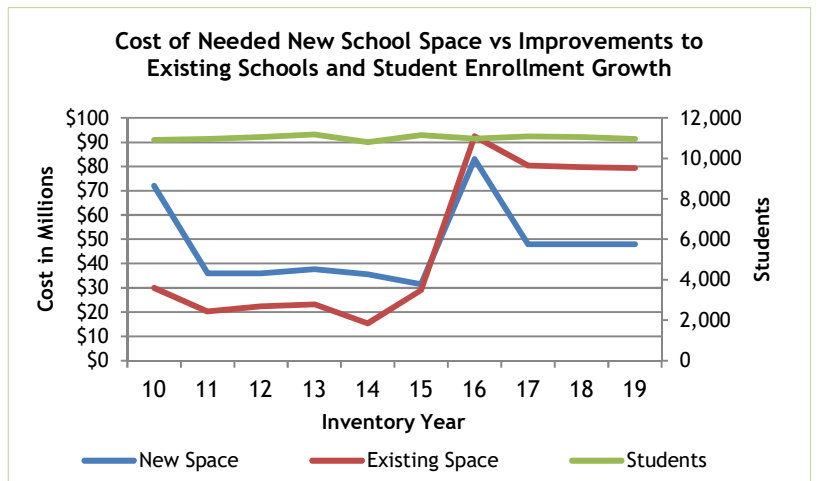
## TOP 3



■ = Local  
■ = Regional (Serves Multiple Counties)

### Estimated Cost of Needed Infrastructure for Robertson County Five-year period July 2019 through June 2024

Project Type	Conceptual	Planning & Design + Construction
Transportation	\$ 40,274,118	\$ 345,944,691
Water and Wastewater	\$ 36,033,000	\$ 76,691,000
School Renovations	\$ 32,830,000	\$ 46,490,000
New Public Schools & Additions	\$ 13,000,000	\$ 35,000,000
Community Development	\$ 300,000	\$ 5,000,000
Fire Protection	\$ 3,050,000	\$ -
Recreation	\$ 827,600	\$ 1,525,000
Other Utilities	\$ 375,000	\$ 1,290,000
Storm Water	\$ -	\$ 1,225,000
Libraries, Museums, & Historic Sites	\$ -	\$ 200,000
Law Enforcement	\$ 150,000	\$ -
Public Buildings	\$ -	\$ 88,000
Broadband	\$ -	\$ -
Business District Development	\$ -	\$ -
Housing	\$ -	\$ -
Industrial Sites and Parks	\$ -	\$ -
Other Education	\$ -	\$ -
Other Facilities	\$ -	\$ -
Post-secondary Education	\$ -	\$ -
Public Health Facilities	\$ -	\$ -
School-System-wide	\$ -	\$ -
Solid Waste	\$ -	\$ -
<b>Total</b>	<b>\$ 126,839,718</b>	<b>\$ 513,453,691</b>



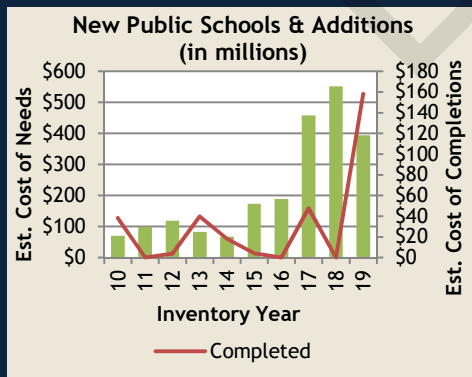
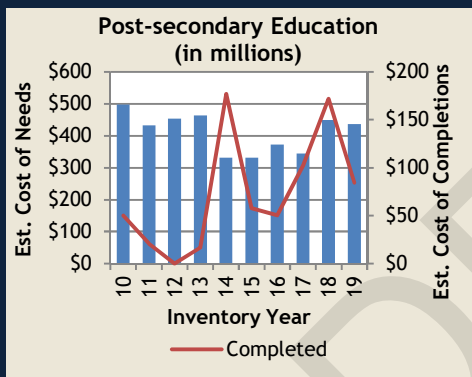
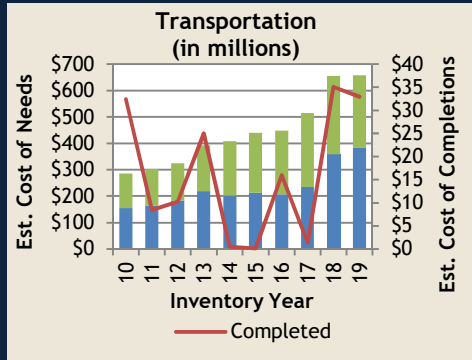
\*Total Estimated Cost = Conceptual + Planning & Design + Construction

## Rutherford County

Total Estimated Cost\* for Infrastructure Improvements

**\$1,906,944,950**

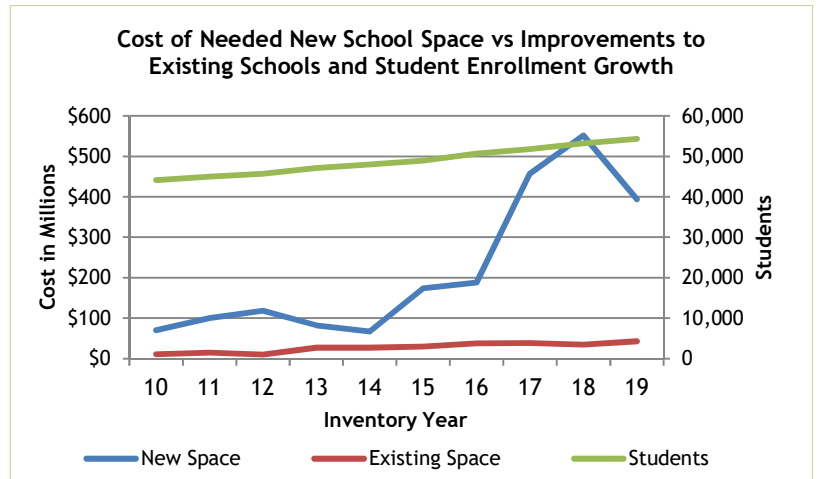
### TOP 3



■ = Local  
■ = Regional (Serves Multiple Counties)

### Estimated Cost of Needed Infrastructure for Rutherford County Five-year period July 2019 through June 2024

Project Type	Conceptual	Planning & Design + Construction
Transportation	\$ 116,605,000	\$ 540,912,382
Post-secondary Education	\$ 297,265,000	\$ 138,984,000
New Public Schools & Additions	\$ 319,435,750	\$ 74,274,000
Water and Wastewater	\$ 39,518,000	\$ 133,735,000
Recreation	\$ 3,820,000	\$ 92,180,932
School Renovations	\$ 2,800,000	\$ 40,021,186
Fire Protection	\$ 9,450,000	\$ 17,200,000
Public Buildings	\$ 18,840,000	\$ 5,953,700
Public Health Facilities	\$ 20,000,000	\$ 270,000
Law Enforcement	\$ 900,000	\$ 16,000,000
Other Facilities	\$ 2,080,000	\$ 8,900,000
Other Utilities	\$ -	\$ 3,000,000
School-System-wide	\$ -	\$ 2,500,000
Storm Water	\$ 1,500,000	\$ -
Solid Waste	\$ -	\$ 800,000
Broadband	\$ -	\$ -
Business District Development	\$ -	\$ -
Community Development	\$ -	\$ -
Housing	\$ -	\$ -
Industrial Sites and Parks	\$ -	\$ -
Libraries, Museums, & Historic Sites	\$ -	\$ -
Other Education	\$ -	\$ -
<b>Total</b>	<b>\$ 832,213,750</b>	<b>\$ 1,074,731,200</b>

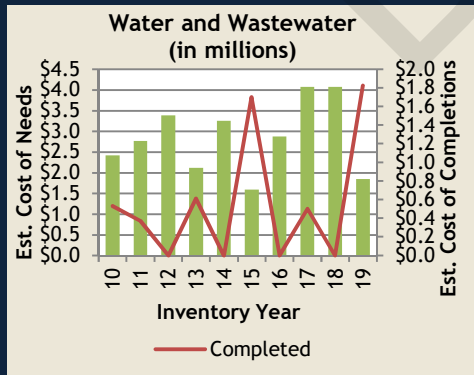
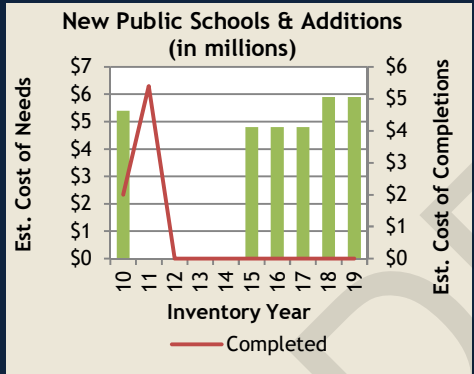
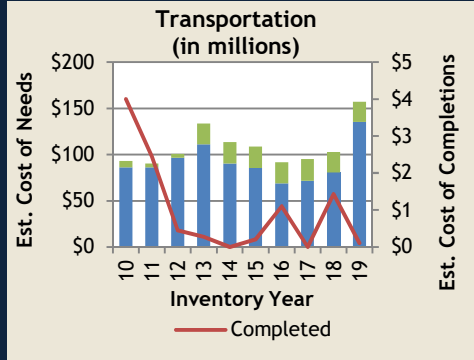


\*Total Estimated Cost = Conceptual + Planning & Design + Construction

## Scott County

Total Estimated Cost\* for Infrastructure Improvements  
**\$166,748,830**

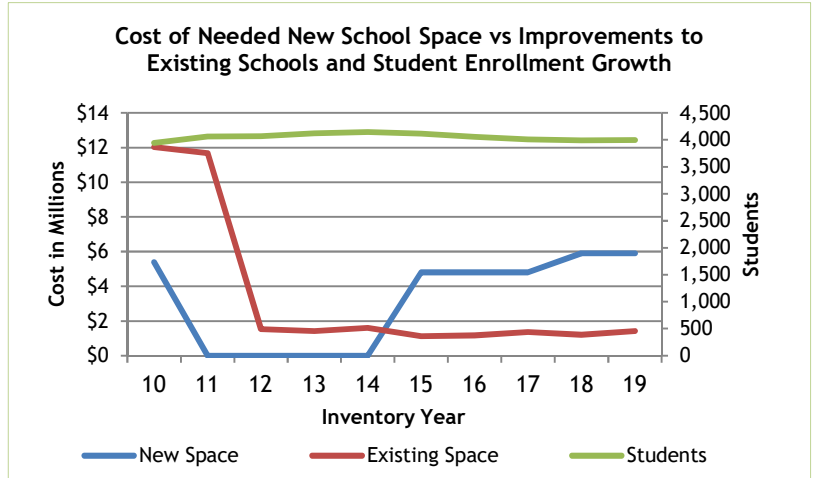
## TOP 3



- = Local
- = Regional (Serves Multiple Counties)

### Estimated Cost of Needed Infrastructure for Scott County Five-year period July 2019 through June 2024

Project Type	Conceptual	Planning & Design + Construction
Transportation	\$ 34,123,000	\$ 122,750,830
New Public Schools & Additions	\$ 5,800,000	\$ 100,000
Water and Wastewater	\$ 558,000	\$ 1,292,000
School Renovations	\$ 965,000	\$ 460,000
Solid Waste	\$ 500,000	\$ -
Post-secondary Education	\$ 200,000	\$ -
Broadband	\$ -	\$ -
Business District Development	\$ -	\$ -
Community Development	\$ -	\$ -
Fire Protection	\$ -	\$ -
Housing	\$ -	\$ -
Industrial Sites and Parks	\$ -	\$ -
Law Enforcement	\$ -	\$ -
Libraries, Museums, & Historic Sites	\$ -	\$ -
Other Education	\$ -	\$ -
Other Facilities	\$ -	\$ -
Other Utilities	\$ -	\$ -
Public Buildings	\$ -	\$ -
Public Health Facilities	\$ -	\$ -
Recreation	\$ -	\$ -
School-System-wide	\$ -	\$ -
Storm Water	\$ -	\$ -
<b>Total</b>	<b>\$ 42,146,000</b>	<b>\$ 124,602,830</b>



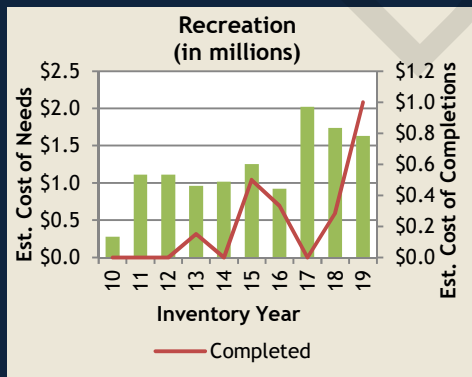
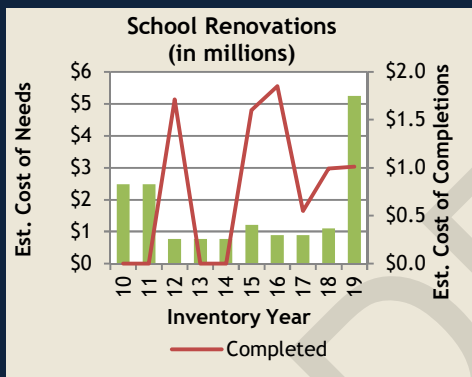
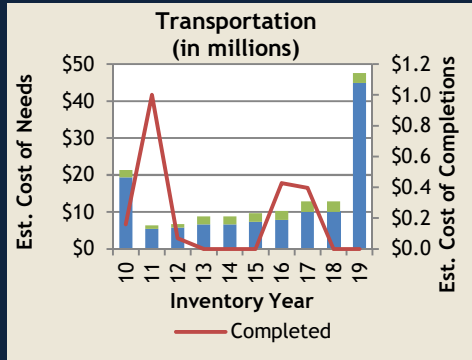
\*Total Estimated Cost = Conceptual + Planning & Design + Construction

## Sequatchie County

Total Estimated Cost\* for Infrastructure Improvements

**\$58,209,456**

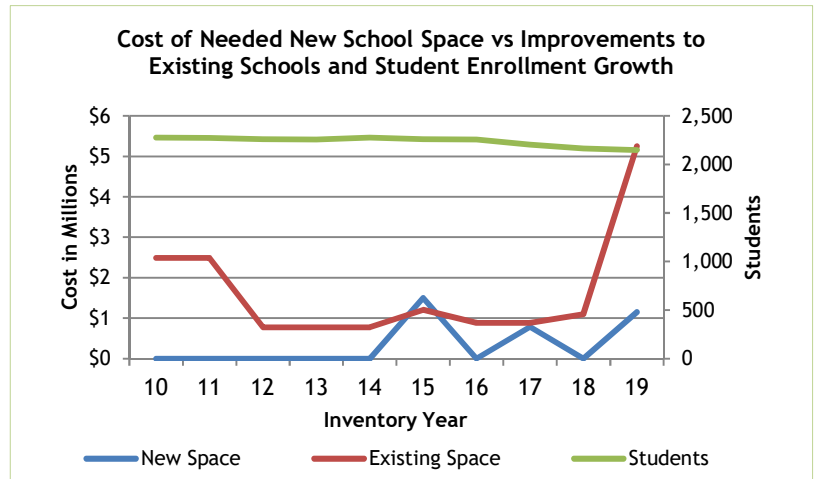
### TOP 3



■ = Local  
■ = Regional (Serves Multiple Counties)

### Estimated Cost of Needed Infrastructure for Sequatchie County Five-year period July 2019 through June 2024

Project Type	Conceptual	Planning & Design + Construction
Transportation	\$ 8,747,000	\$ 38,846,806
School Renovations	\$ -	\$ 5,250,000
Recreation	\$ 100,000	\$ 1,532,814
Water and Wastewater	\$ 1,500,000	\$ -
New Public Schools & Additions	\$ 400,000	\$ 750,000
School-System-wide	\$ 600,000	\$ -
Industrial Sites and Parks	\$ -	\$ 482,836
Broadband	\$ -	\$ -
Business District Development	\$ -	\$ -
Community Development	\$ -	\$ -
Fire Protection	\$ -	\$ -
Housing	\$ -	\$ -
Law Enforcement	\$ -	\$ -
Libraries, Museums, & Historic Sites	\$ -	\$ -
Other Education	\$ -	\$ -
Other Facilities	\$ -	\$ -
Other Utilities	\$ -	\$ -
Post-secondary Education	\$ -	\$ -
Public Buildings	\$ -	\$ -
Public Health Facilities	\$ -	\$ -
Solid Waste	\$ -	\$ -
Storm Water	\$ -	\$ -
<b>Total</b>	<b>\$ 11,347,000</b>	<b>\$ 46,862,456</b>



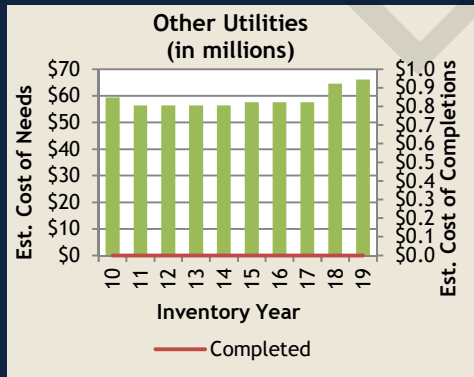
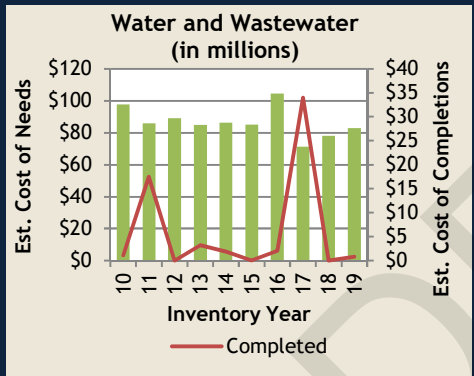
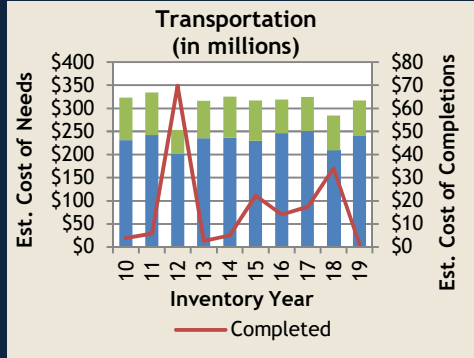
\*Total Estimated Cost = Conceptual + Planning & Design + Construction



## Sevier County

Total Estimated Cost\* for Infrastructure Improvements  
**\$623,703,596**

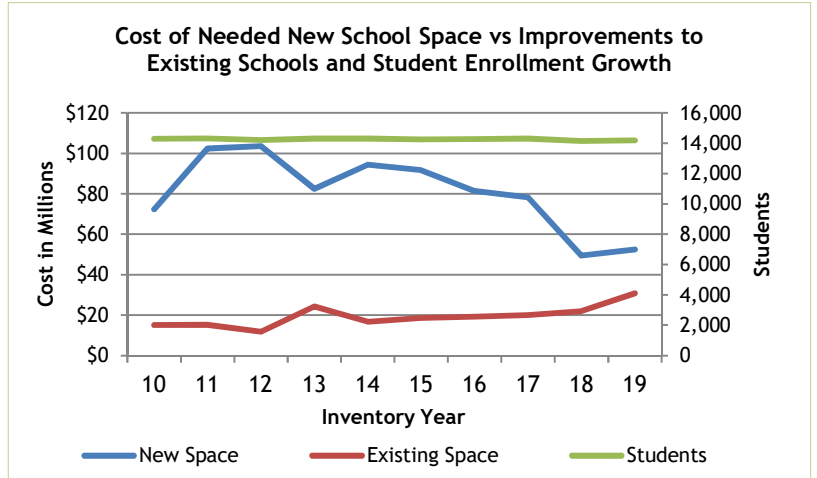
### TOP 3



■ = Local  
■ = Regional (Serves Multiple Counties)

### Estimated Cost of Needed Infrastructure for Sevier County Five-year period July 2019 through June 2024

Project Type	Conceptual	Planning & Design + Construction
Transportation	\$ 72,078,000	\$ 244,428,327
Water and Wastewater	\$ 28,001,293	\$ 54,768,500
Other Utilities	\$ -	\$ 66,222,750
New Public Schools & Additions	\$ 25,425,000	\$ 27,094,243
School Renovations	\$ 18,827,456	\$ 11,959,919
Recreation	\$ 1,500,000	\$ 22,990,608
Public Buildings	\$ 1,000,000	\$ 15,000,000
Post-secondary Education	\$ 1,800,000	\$ 12,500,000
Industrial Sites and Parks	\$ -	\$ 10,000,000
Fire Protection	\$ 4,870,000	\$ -
Community Development	\$ 566,500	\$ 4,000,000
Other Facilities	\$ 341,000	\$ -
Storm Water	\$ -	\$ 250,000
Law Enforcement	\$ 80,000	\$ -
Broadband	\$ -	\$ -
Business District Development	\$ -	\$ -
Housing	\$ -	\$ -
Libraries, Museums, & Historic Sites	\$ -	\$ -
Other Education	\$ -	\$ -
Public Health Facilities	\$ -	\$ -
School-System-wide	\$ -	\$ -
Solid Waste	\$ -	\$ -
<b>Total</b>	<b>\$ 154,489,249</b>	<b>\$ 469,214,347</b>



\*Total Estimated Cost = Conceptual + Planning & Design + Construction

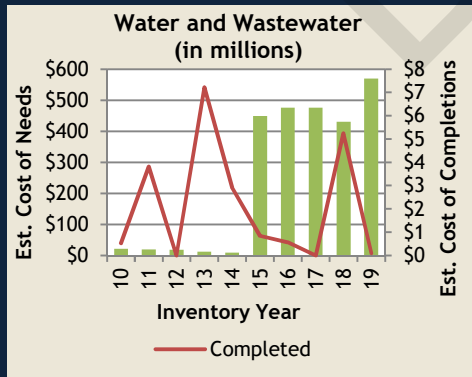
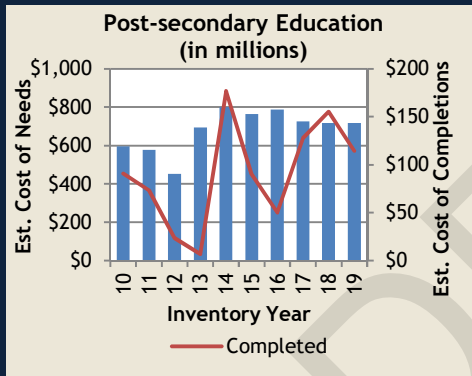
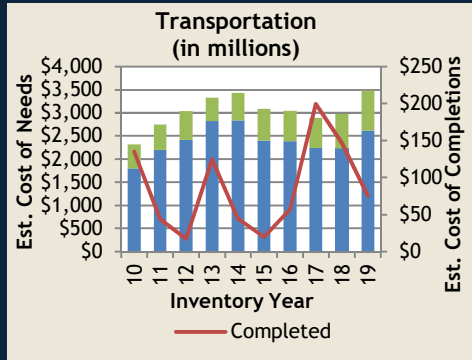


## Shelby County

Total Estimated Cost\* for Infrastructure Improvements

**\$6,056,770,457**

## TOP 3

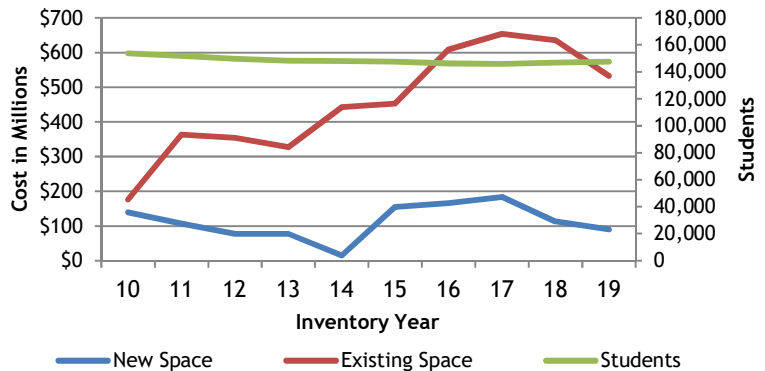


■ = Local  
■ = Regional (Serves Multiple Counties)

### Estimated Cost of Needed Infrastructure for Shelby County Five-year period July 2019 through June 2024

Project Type	Conceptual	Planning & Design + Construction
Transportation	\$ 1,254,138,912	\$ 2,227,249,886
Post-secondary Education	\$ 381,780,000	\$ 335,700,810
Water and Wastewater	\$ 8,000,000	\$ 562,850,000
School Renovations	\$ 386,727,848	\$ 145,846,169
Housing	\$ 4,000,000	\$ 167,019,000
Recreation	\$ 12,780,000	\$ 122,296,930
Law Enforcement	\$ 52,850,000	\$ 59,877,800
Public Health Facilities	\$ 16,290,000	\$ 80,800,000
New Public Schools & Additions	\$ 35,329,000	\$ 54,595,524
Fire Protection	\$ 13,347,257	\$ 32,645,932
Libraries, Museums, & Historic Sites	\$ 11,868,000	\$ 26,667,019
Public Buildings	\$ 22,150,000	\$ 8,000,000
Other Facilities	\$ 1,630,000	\$ 13,180,834
Solid Waste	\$ -	\$ 8,000,000
Business District Development	\$ 250,000	\$ 6,865,536
Storm Water	\$ 780,000	\$ 3,254,000
Broadband	\$ -	\$ -
Community Development	\$ -	\$ -
Industrial Sites and Parks	\$ -	\$ -
Other Education	\$ -	\$ -
Other Utilities	\$ -	\$ -
School-System-wide	\$ -	\$ -
<b>Total</b>	<b>\$ 2,201,921,017</b>	<b>\$ 3,854,849,440</b>

#### Cost of Needed New School Space vs Improvements to Existing Schools and Student Enrollment Growth

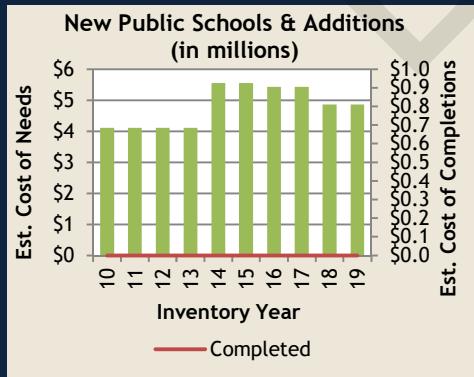
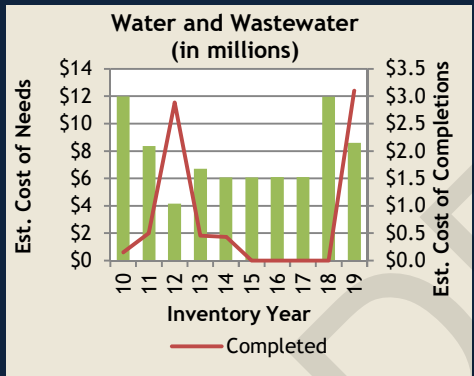
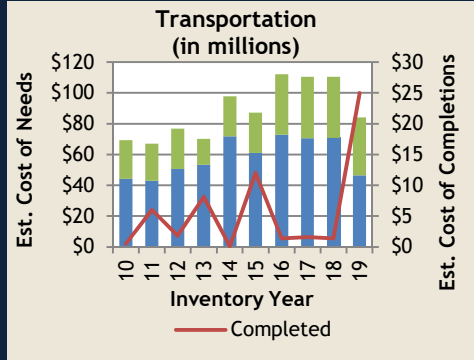


\*Total Estimated Cost = Conceptual + Planning & Design + Construction

## Smith County

Total Estimated Cost\* for Infrastructure Improvements  
**\$100,840,602**

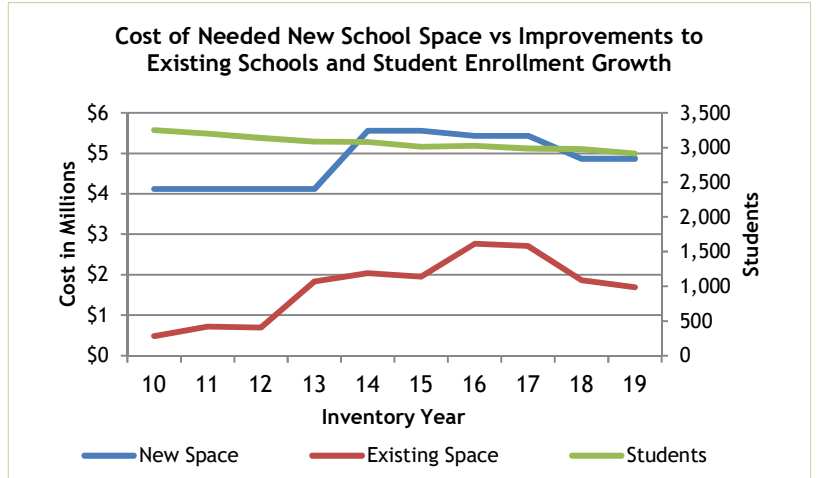
### TOP 3



■ = Local  
■ = Regional (Serves Multiple Counties)

### Estimated Cost of Needed Infrastructure for Smith County Five-year period July 2019 through June 2024

Project Type	Conceptual	Planning & Design + Construction
Transportation	\$ 61,681,000	\$ 22,537,402
Water and Wastewater	\$ 7,500,000	\$ 1,105,000
New Public Schools & Additions	\$ 4,869,000	\$ -
School Renovations	\$ 1,088,200	\$ 600,000
Solid Waste	\$ 1,000,000	\$ -
Recreation	\$ 150,000	\$ 110,000
Community Development	\$ -	\$ 100,000
Law Enforcement	\$ 100,000	\$ -
Broadband	\$ -	\$ -
Business District Development	\$ -	\$ -
Fire Protection	\$ -	\$ -
Housing	\$ -	\$ -
Industrial Sites and Parks	\$ -	\$ -
Libraries, Museums, & Historic Sites	\$ -	\$ -
Other Education	\$ -	\$ -
Other Facilities	\$ -	\$ -
Other Utilities	\$ -	\$ -
Post-secondary Education	\$ -	\$ -
Public Buildings	\$ -	\$ -
Public Health Facilities	\$ -	\$ -
School-System-wide	\$ -	\$ -
Storm Water	\$ -	\$ -
<b>Total</b>	<b>\$ 76,388,200</b>	<b>\$ 24,452,402</b>



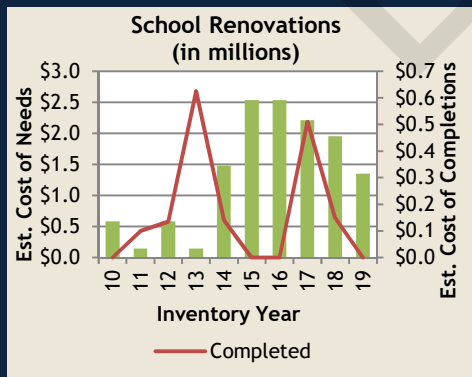
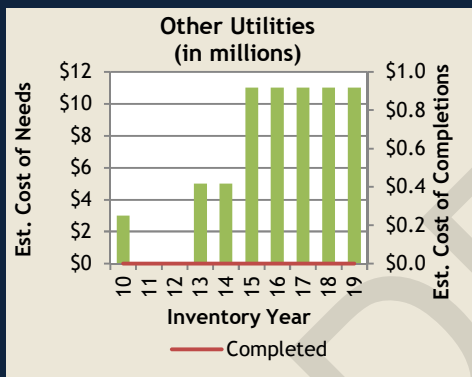
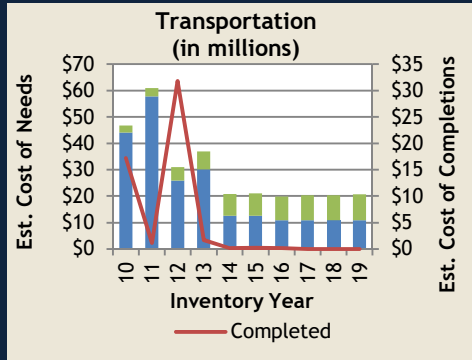
\*Total Estimated Cost = Conceptual + Planning & Design + Construction

## Stewart County

Total Estimated Cost\* for Infrastructure Improvements

**\$34,799,692**

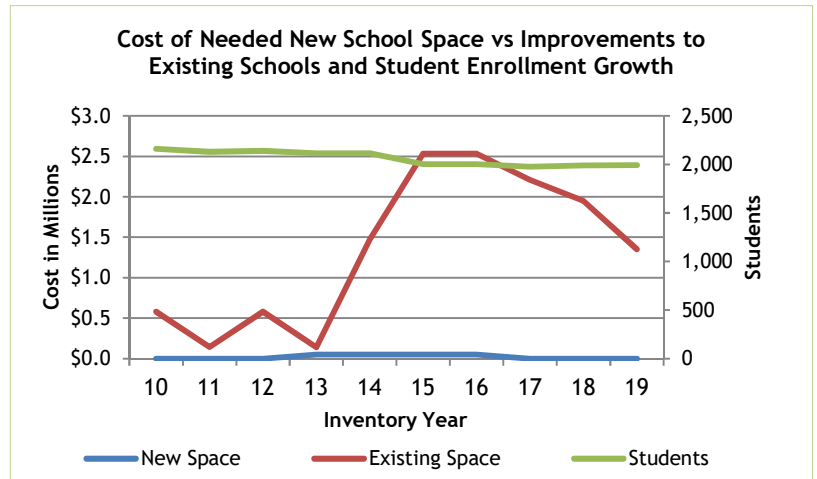
### TOP 3



■ = Local  
■ = Regional (Serves Multiple Counties)

### Estimated Cost of Needed Infrastructure for Stewart County Five-year period July 2019 through June 2024

Project Type	Conceptual	Planning & Design + Construction
Transportation	\$ 18,383,000	\$ 2,401,200
Other Utilities	\$ -	\$ 11,000,000
School Renovations	\$ 550,000	\$ 800,000
Water and Wastewater	\$ 500,000	\$ 440,492
Recreation	\$ 725,000	\$ -
Broadband	\$ -	\$ -
Business District Development	\$ -	\$ -
Community Development	\$ -	\$ -
Fire Protection	\$ -	\$ -
Housing	\$ -	\$ -
Industrial Sites and Parks	\$ -	\$ -
Law Enforcement	\$ -	\$ -
Libraries, Museums, & Historic Sites	\$ -	\$ -
New Public Schools & Additions	\$ -	\$ -
Other Education	\$ -	\$ -
Other Facilities	\$ -	\$ -
Post-secondary Education	\$ -	\$ -
Public Buildings	\$ -	\$ -
Public Health Facilities	\$ -	\$ -
School-System-wide	\$ -	\$ -
Solid Waste	\$ -	\$ -
Storm Water	\$ -	\$ -
<b>Total</b>	<b>\$ 20,158,000</b>	<b>\$ 14,641,692</b>

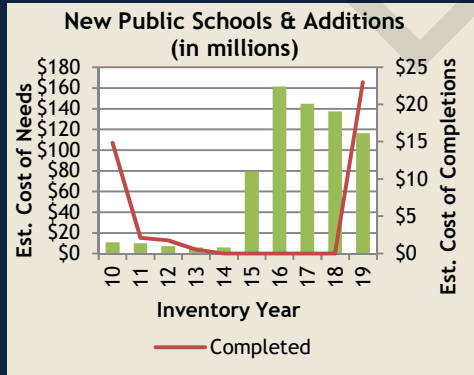
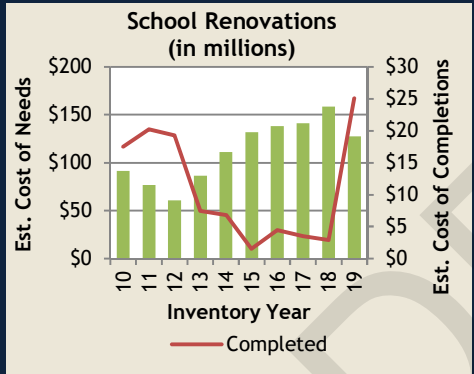
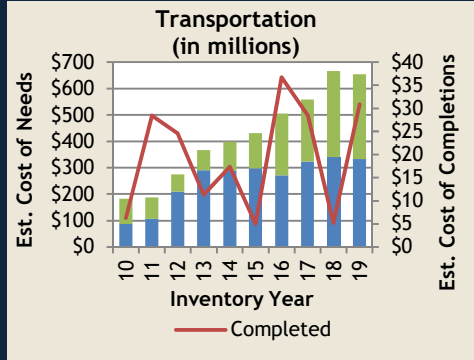


\*Total Estimated Cost = Conceptual + Planning & Design + Construction

## Sullivan County

Total Estimated Cost\* for Infrastructure Improvements  
**\$1,156,302,772**

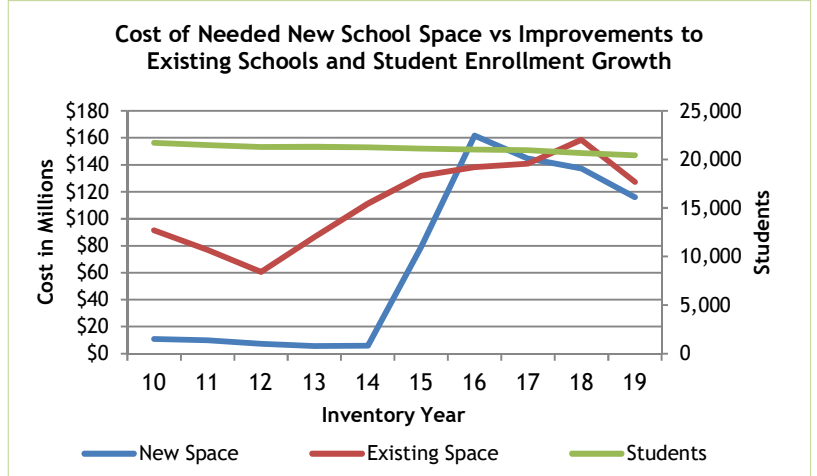
### TOP 3



■ = Local  
■ = Regional (Serves Multiple Counties)

## Estimated Cost of Needed Infrastructure for Sullivan County Five-year period July 2019 through June 2024

Project Type	Conceptual	Planning & Design + Construction
Transportation	\$ 312,710,863	\$ 341,476,886
School Renovations	\$ 78,499,000	\$ 48,840,549
New Public Schools & Additions	\$ 3,180,000	\$ 113,000,000
Public Health Facilities	\$ 55,000,000	\$ -
Housing	\$ 1,175,000	\$ 51,500,000
Water and Wastewater	\$ 18,230,000	\$ 29,024,442
Post-secondary Education	\$ -	\$ 43,195,883
Industrial Sites and Parks	\$ -	\$ 25,767,000
Recreation	\$ 7,281,000	\$ 12,277,149
Other Facilities	\$ 6,860,000	\$ 1,330,000
Public Buildings	\$ 4,000,000	\$ 50,000
School-System-wide	\$ 1,000,000	\$ -
Storm Water	\$ 500,000	\$ 400,000
Fire Protection	\$ 200,000	\$ 305,000
Libraries, Museums, & Historic Sites	\$ 500,000	\$ -
Broadband	\$ -	\$ -
Business District Development	\$ -	\$ -
Community Development	\$ -	\$ -
Law Enforcement	\$ -	\$ -
Other Education	\$ -	\$ -
Other Utilities	\$ -	\$ -
Solid Waste	\$ -	\$ -
<b>Total</b>	<b>\$ 489,135,863</b>	<b>\$ 667,166,909</b>



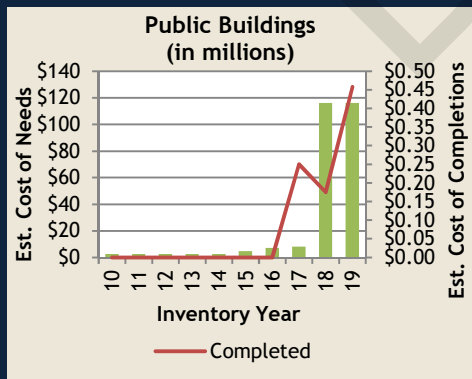
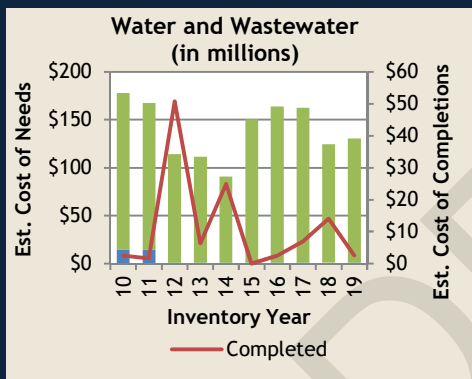
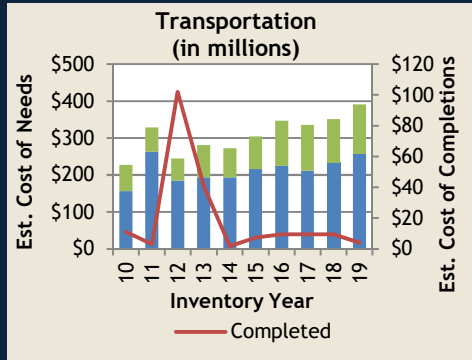
\*Total Estimated Cost = Conceptual + Planning & Design + Construction

## Sumner County

Total Estimated Cost\* for Infrastructure Improvements

**\$944,850,426**

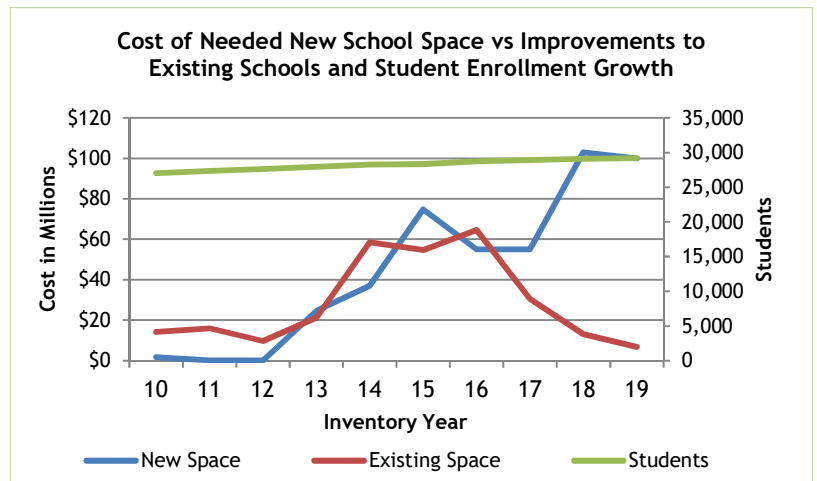
### TOP 3



■ = Local  
■ = Regional (Serves Multiple Counties)

### Estimated Cost of Needed Infrastructure for Sumner County Five-year period July 2019 through June 2024

Project Type	Conceptual	Planning & Design + Construction
Transportation	\$ 134,128,862	\$ 256,746,639
Water and Wastewater	\$ 23,789,000	\$ 106,434,100
Public Buildings	\$ -	\$ 116,083,000
Recreation	\$ 92,629,250	\$ 16,088,000
New Public Schools & Additions	\$ -	\$ 100,000,000
Post-secondary Education	\$ 5,080,000	\$ 24,706,098
Libraries, Museums, & Historic Sites	\$ 16,450,000	\$ 125,000
Community Development	\$ 6,000,000	\$ 5,600,000
Other Utilities	\$ 3,500,000	\$ 7,500,000
Fire Protection	\$ -	\$ 9,973,769
School Renovations	\$ 2,199,000	\$ 4,527,708
Storm Water	\$ 1,000,000	\$ 5,525,000
Other Facilities	\$ 2,540,000	\$ 725,000
Business District Development	\$ -	\$ 2,000,000
Law Enforcement	\$ 1,500,000	\$ -
Broadband	\$ -	\$ -
Housing	\$ -	\$ -
Industrial Sites and Parks	\$ -	\$ -
Other Education	\$ -	\$ -
Public Health Facilities	\$ -	\$ -
School-System-wide	\$ -	\$ -
Solid Waste	\$ -	\$ -
<b>Total</b>	<b>\$ 288,816,112</b>	<b>\$ 656,034,314</b>



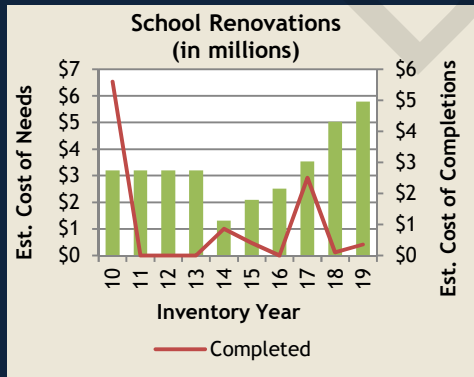
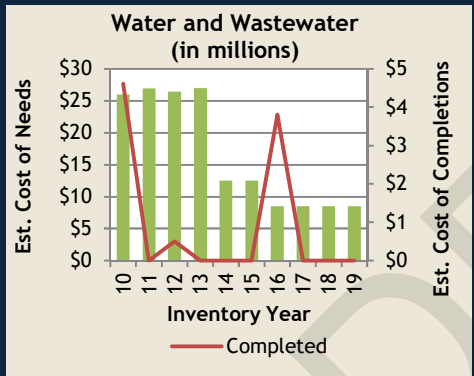
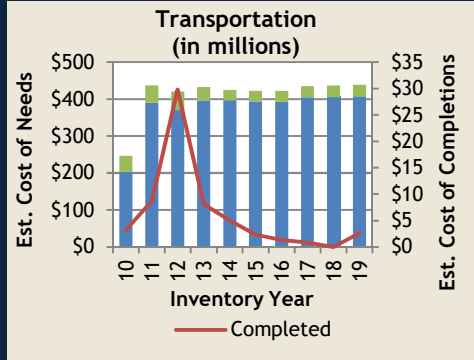
\*Total Estimated Cost = Conceptual + Planning & Design + Construction

## Tipton County

Total Estimated Cost\* for Infrastructure Improvements

**\$462,486,565**

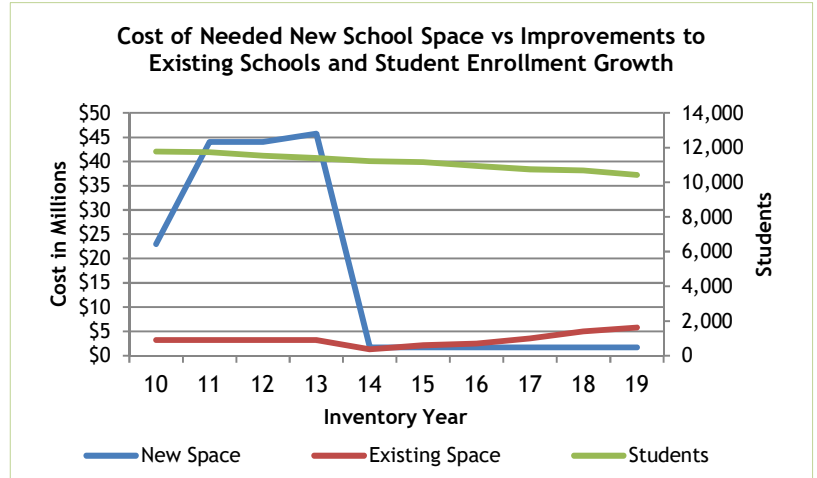
### TOP 3



■ = Local  
■ = Regional (Serves Multiple Counties)

## Estimated Cost of Needed Infrastructure for Tipton County Five-year period July 2019 through June 2024

Project Type	Conceptual	Planning & Design + Construction
Transportation	\$ 110,200,000	\$ 328,659,680
Water and Wastewater	\$ 8,300,000	\$ 200,000
School Renovations	\$ 3,317,000	\$ 2,467,925
Post-secondary Education	\$ -	\$ 4,576,100
Recreation	\$ -	\$ 2,395,860
New Public Schools & Additions	\$ -	\$ 1,700,000
Law Enforcement	\$ -	\$ 670,000
Broadband	\$ -	\$ -
Business District Development	\$ -	\$ -
Community Development	\$ -	\$ -
Fire Protection	\$ -	\$ -
Housing	\$ -	\$ -
Industrial Sites and Parks	\$ -	\$ -
Libraries, Museums, & Historic Sites	\$ -	\$ -
Other Education	\$ -	\$ -
Other Facilities	\$ -	\$ -
Other Utilities	\$ -	\$ -
Public Buildings	\$ -	\$ -
Public Health Facilities	\$ -	\$ -
School-System-wide	\$ -	\$ -
Solid Waste	\$ -	\$ -
Storm Water	\$ -	\$ -
<b>Total</b>	<b>\$ 121,817,000</b>	<b>\$ 340,669,565</b>



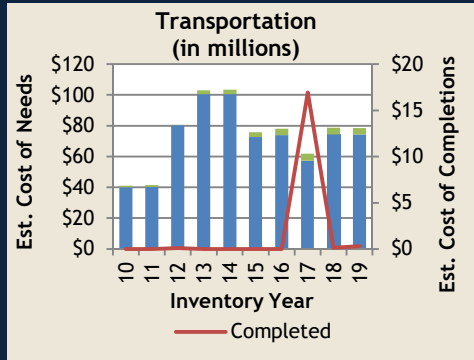
\*Total Estimated Cost = Conceptual + Planning & Design + Construction

## Trousdale County

Total Estimated Cost\* for Infrastructure Improvements

**\$127,227,434**

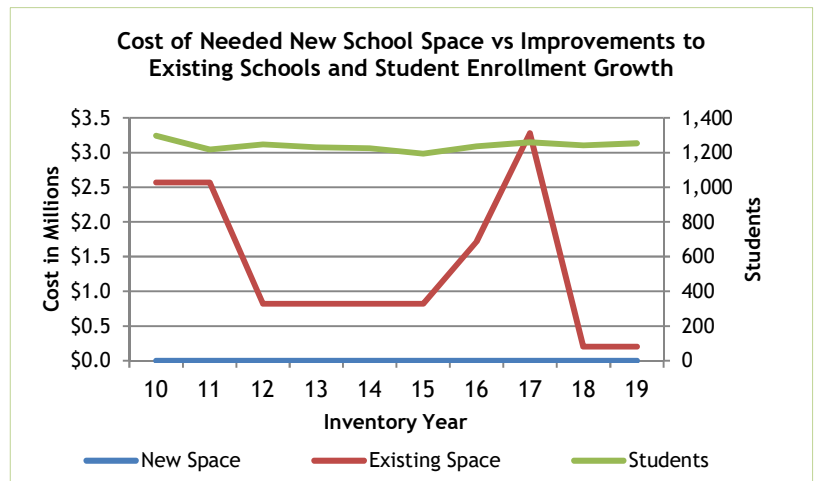
### TOP 3



■ = Local  
■ = Regional (Serves Multiple Counties)

### Estimated Cost of Needed Infrastructure for Trousdale County Five-year period July 2019 through June 2024

Project Type	Conceptual	Planning & Design + Construction
Transportation	\$ 25,230,000	\$ 53,244,714
Industrial Sites and Parks	\$ 1,500,000	\$ 27,200,000
Law Enforcement	\$ 10,000,000	\$ -
Water and Wastewater	\$ 1,582,720	\$ 7,680,000
Post-secondary Education	\$ 490,000	\$ -
School Renovations	\$ 100,000	\$ 100,000
Public Buildings	\$ 100,000	\$ -
Broadband	\$ -	\$ -
Business District Development	\$ -	\$ -
Community Development	\$ -	\$ -
Fire Protection	\$ -	\$ -
Housing	\$ -	\$ -
Libraries, Museums, & Historic Sites	\$ -	\$ -
New Public Schools & Additions	\$ -	\$ -
Other Education	\$ -	\$ -
Other Facilities	\$ -	\$ -
Other Utilities	\$ -	\$ -
Public Health Facilities	\$ -	\$ -
Recreation	\$ -	\$ -
School-System-wide	\$ -	\$ -
Solid Waste	\$ -	\$ -
Storm Water	\$ -	\$ -
<b>Total</b>	<b>\$ 39,002,720</b>	<b>\$ 88,224,714</b>



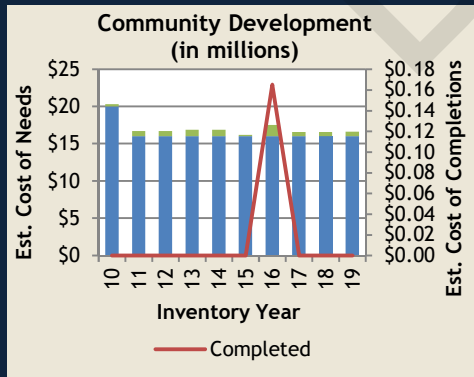
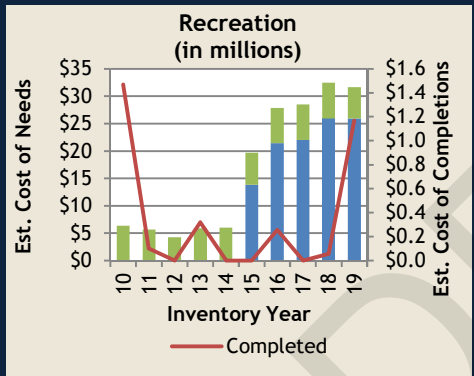
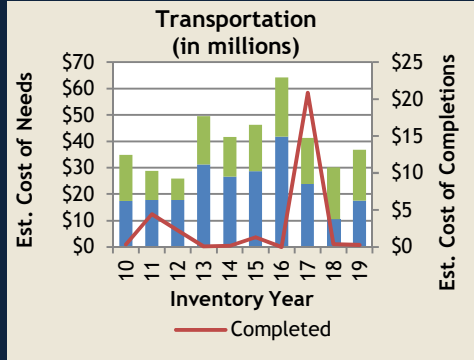
\*Total Estimated Cost = Conceptual + Planning & Design + Construction



## Unicoi County

Total Estimated Cost\* for Infrastructure Improvements  
**\$100,538,791**

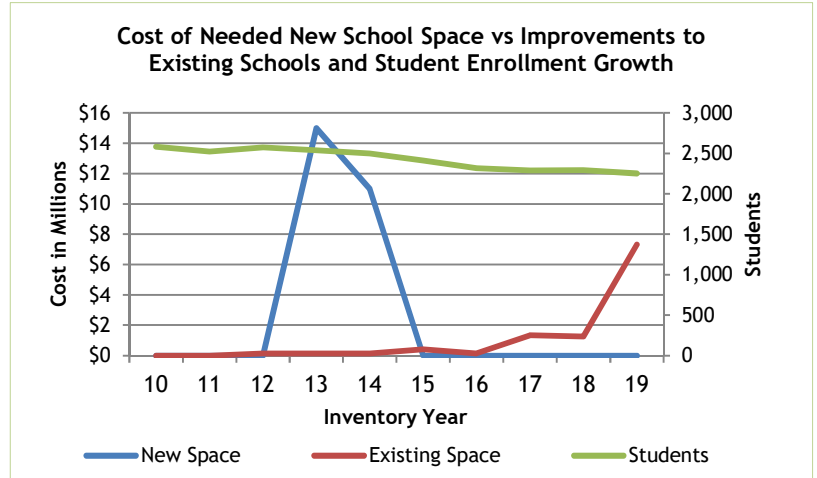
### TOP 3



■ = Local  
■ = Regional (Serves Multiple Counties)

## Estimated Cost of Needed Infrastructure for Unicoi County Five-year period July 2019 through June 2024

Project Type	Conceptual	Planning & Design + Construction
Transportation	\$ 22,138,000	\$ 14,776,000
Recreation	\$ 12,315,000	\$ 19,330,000
Community Development	\$ 16,630,000	\$ -
School Renovations	\$ 650,000	\$ 6,675,000
Water and Wastewater	\$ 5,928,791	\$ 450,000
Business District Development	\$ 1,000,000	\$ -
Other Facilities	\$ 496,000	\$ -
Housing	\$ 150,000	\$ -
Broadband	\$ -	\$ -
Fire Protection	\$ -	\$ -
Industrial Sites and Parks	\$ -	\$ -
Law Enforcement	\$ -	\$ -
Libraries, Museums, & Historic Sites	\$ -	\$ -
New Public Schools & Additions	\$ -	\$ -
Other Education	\$ -	\$ -
Other Utilities	\$ -	\$ -
Post-secondary Education	\$ -	\$ -
Public Buildings	\$ -	\$ -
Public Health Facilities	\$ -	\$ -
School-System-wide	\$ -	\$ -
Solid Waste	\$ -	\$ -
Storm Water	\$ -	\$ -
<b>Total</b>	<b>\$ 59,307,791</b>	<b>\$ 41,231,000</b>



\*Total Estimated Cost = Conceptual + Planning & Design + Construction

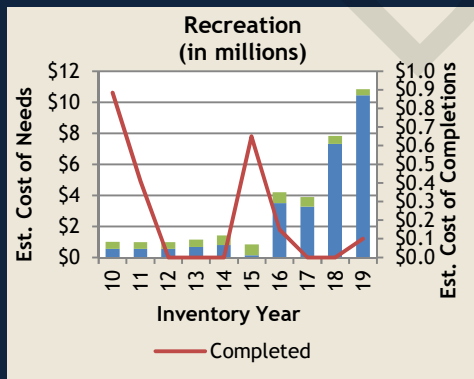
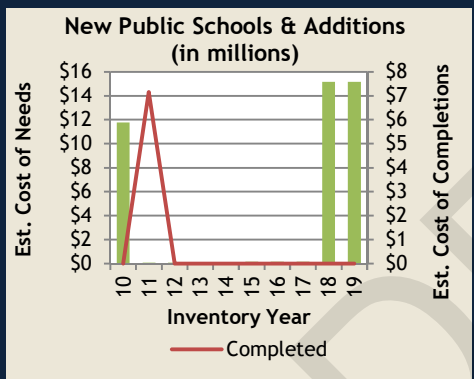
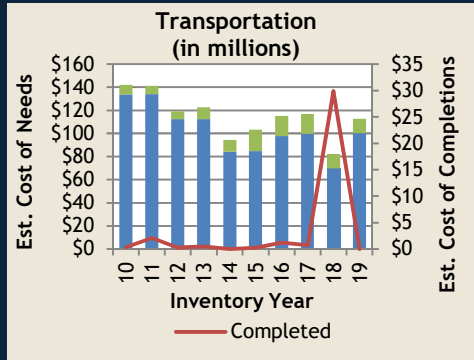


## Union County

Total Estimated Cost\* for Infrastructure Improvements

**\$143,026,842**

## TOP 3

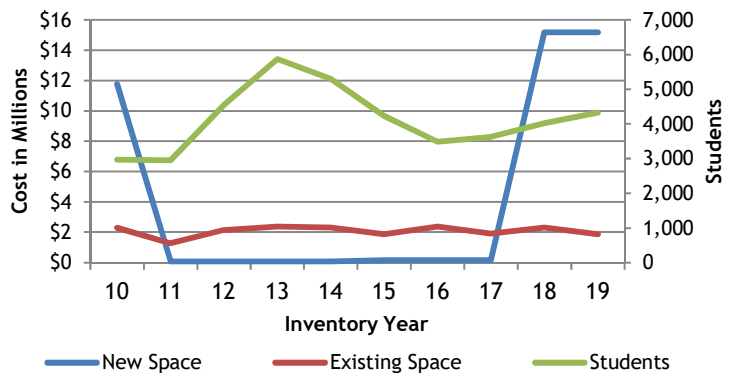


- = Local
- = Regional (Serves Multiple Counties)

### Estimated Cost of Needed Infrastructure for Union County Five-year period July 2019 through June 2024

Project Type	Conceptual	Planning & Design + Construction
Transportation	\$ 4,121,000	\$ 108,486,639
New Public Schools & Additions	\$ 15,175,000	\$ -
Recreation	\$ 9,090,000	\$ 1,750,000
School Renovations	\$ 1,315,000	\$ 560,983
Industrial Sites and Parks	\$ 1,200,000	\$ -
Post-secondary Education	\$ 1,000,000	\$ -
Water and Wastewater	\$ 328,220	\$ -
Broadband	\$ -	\$ -
Business District Development	\$ -	\$ -
Community Development	\$ -	\$ -
Fire Protection	\$ -	\$ -
Housing	\$ -	\$ -
Law Enforcement	\$ -	\$ -
Libraries, Museums, & Historic Sites	\$ -	\$ -
Other Education	\$ -	\$ -
Other Facilities	\$ -	\$ -
Other Utilities	\$ -	\$ -
Public Buildings	\$ -	\$ -
Public Health Facilities	\$ -	\$ -
School-System-wide	\$ -	\$ -
Solid Waste	\$ -	\$ -
Storm Water	\$ -	\$ -
<b>Total</b>	<b>\$ 32,229,220</b>	<b>\$ 110,797,622</b>

#### Cost of Needed New School Space vs Improvements to Existing Schools and Student Enrollment Growth



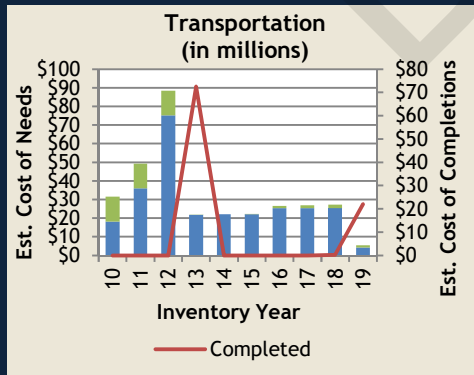
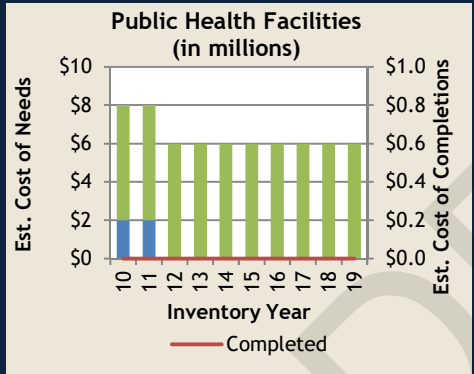
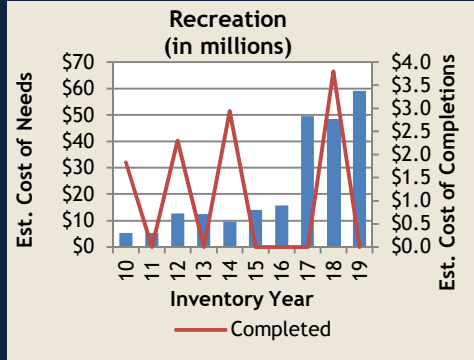
\*Total Estimated Cost = Conceptual + Planning & Design + Construction

## Van Buren County

Total Estimated Cost\* for Infrastructure Improvements

**\$76,728,696**

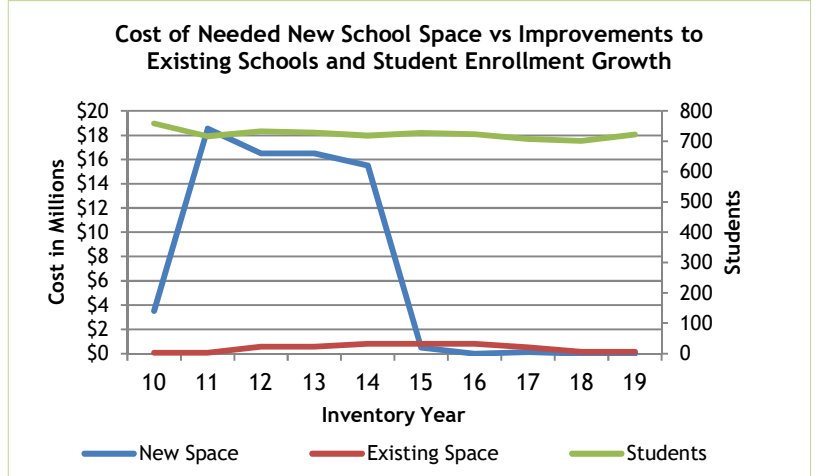
### TOP 3



■ = Local  
■ = Regional (Serves Multiple Counties)

## Estimated Cost of Needed Infrastructure for Van Buren County Five-year period July 2019 through June 2024

Project Type	Conceptual	Planning & Design + Construction
Recreation	\$ 15,660,000	\$ 43,400,000
Public Health Facilities	\$ 6,000,000	\$ -
Transportation	\$ 879,000	\$ 4,688,696
Industrial Sites and Parks	\$ 5,000,000	\$ -
Other Utilities	\$ -	\$ 631,000
Water and Wastewater	\$ 300,000	\$ -
School Renovations	\$ 170,000	\$ -
Broadband	\$ -	\$ -
Business District Development	\$ -	\$ -
Community Development	\$ -	\$ -
Fire Protection	\$ -	\$ -
Housing	\$ -	\$ -
Law Enforcement	\$ -	\$ -
Libraries, Museums, & Historic Sites	\$ -	\$ -
New Public Schools & Additions	\$ -	\$ -
Other Education	\$ -	\$ -
Other Facilities	\$ -	\$ -
Post-secondary Education	\$ -	\$ -
Public Buildings	\$ -	\$ -
School-System-wide	\$ -	\$ -
Solid Waste	\$ -	\$ -
Storm Water	\$ -	\$ -
<b>Total</b>	<b>\$ 28,009,000</b>	<b>\$ 48,719,696</b>



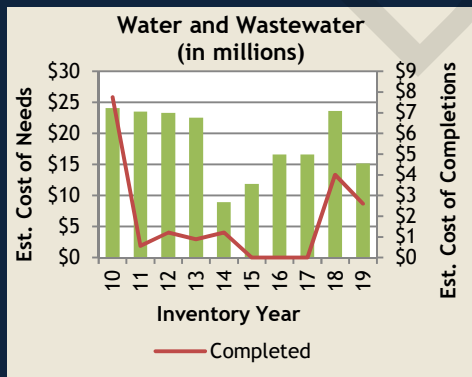
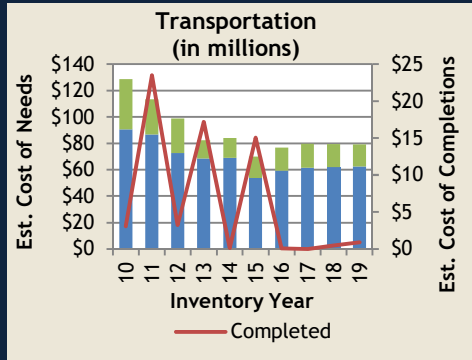
\*Total Estimated Cost = Conceptual + Planning & Design + Construction

## Warren County

Total Estimated Cost\* for Infrastructure Improvements

**\$153,496,952**

### TOP 3

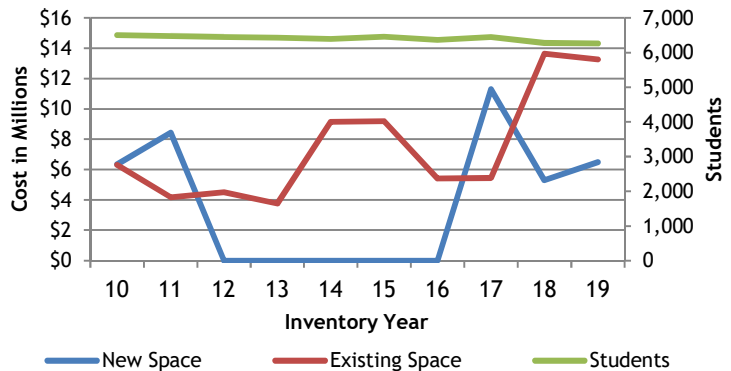


- = Local
- = Regional (Serves Multiple Counties)

## Estimated Cost of Needed Infrastructure for Warren County Five-year period July 2019 through June 2024

Project Type	Conceptual	Planning & Design + Construction
Transportation	\$ 33,698,000	\$ 45,324,852
Law Enforcement	\$ -	\$ 15,668,000
Water and Wastewater	\$ 4,500,000	\$ 10,679,000
School Renovations	\$ 1,680,000	\$ 11,579,500
Recreation	\$ -	\$ 10,000,000
New Public Schools & Additions	\$ 4,400,000	\$ 2,100,000
Industrial Sites and Parks	\$ -	\$ 5,762,600
Public Buildings	\$ 1,000,000	\$ 3,800,000
Post-secondary Education	\$ 2,630,000	\$ -
Other Facilities	\$ 350,000	\$ -
Fire Protection	\$ 325,000	\$ -
Broadband	\$ -	\$ -
Business District Development	\$ -	\$ -
Community Development	\$ -	\$ -
Housing	\$ -	\$ -
Libraries, Museums, & Historic Sites	\$ -	\$ -
Other Education	\$ -	\$ -
Other Utilities	\$ -	\$ -
Public Health Facilities	\$ -	\$ -
School-System-wide	\$ -	\$ -
Solid Waste	\$ -	\$ -
Storm Water	\$ -	\$ -
<b>Total</b>	<b>\$ 48,583,000</b>	<b>\$ 104,913,952</b>

### Cost of Needed New School Space vs Improvements to Existing Schools and Student Enrollment Growth



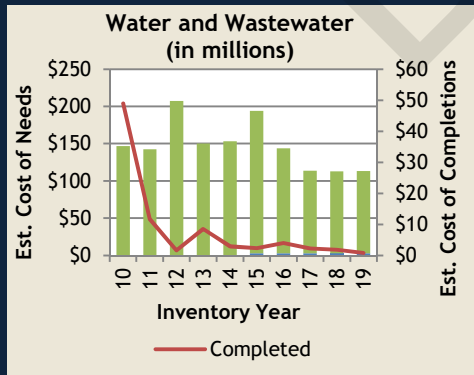
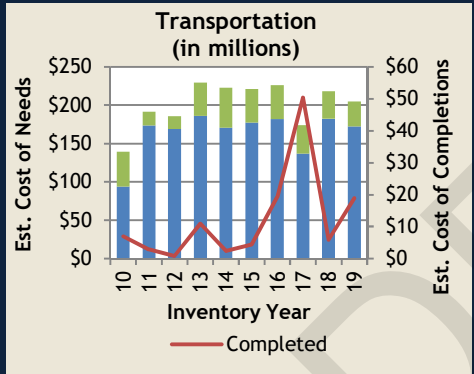
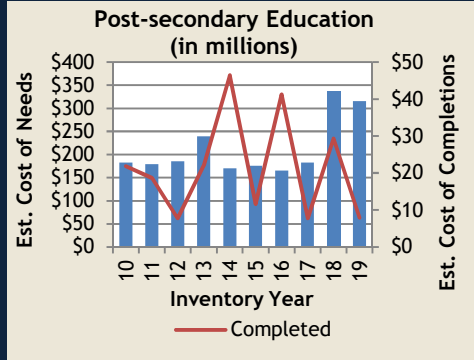
\*Total Estimated Cost = Conceptual + Planning & Design + Construction

## Washington County

Total Estimated Cost\* for Infrastructure Improvements

**\$783,171,189**

## TOP 3

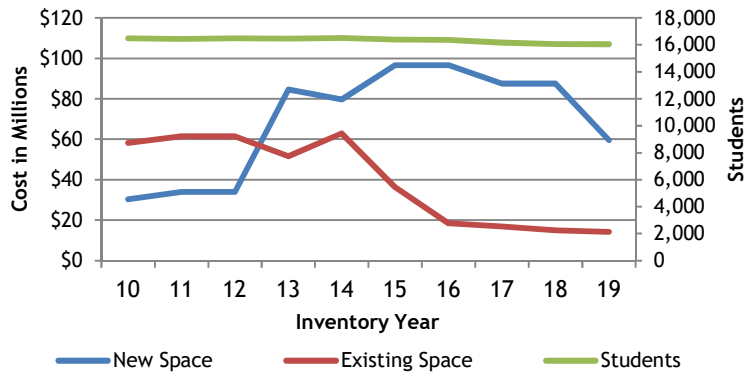


■ = Local  
■ = Regional (Serves Multiple Counties)

### Estimated Cost of Needed Infrastructure for Washington County Five-year period July 2019 through June 2024

Project Type	Conceptual	Planning & Design + Construction
Post-secondary Education	\$ 173,685,000	\$ 141,779,765
Transportation	\$ 87,509,000	\$ 117,592,713
Water and Wastewater	\$ 46,879,000	\$ 66,565,000
New Public Schools & Additions	\$ 50,175,500	\$ 9,400,000
Housing	\$ -	\$ 30,498,911
School Renovations	\$ 11,000,000	\$ 3,195,000
Recreation	\$ 1,470,000	\$ 12,095,000
Other Facilities	\$ -	\$ 8,675,000
Fire Protection	\$ 5,750,000	\$ -
Libraries, Museums, & Historic Sites	\$ 1,800,000	\$ 2,935,000
Public Health Facilities	\$ 2,630,000	\$ 1,145,000
Law Enforcement	\$ 2,000,000	\$ 1,191,300
Public Buildings	\$ -	\$ 2,900,000
Business District Development	\$ 2,000,000	\$ -
School-System-wide	\$ 300,000	\$ -
Broadband	\$ -	\$ -
Community Development	\$ -	\$ -
Industrial Sites and Parks	\$ -	\$ -
Other Education	\$ -	\$ -
Other Utilities	\$ -	\$ -
Solid Waste	\$ -	\$ -
Storm Water	\$ -	\$ -
<b>Total</b>	<b>\$ 385,198,500</b>	<b>\$ 397,972,689</b>

#### Cost of Needed New School Space vs Improvements to Existing Schools and Student Enrollment Growth



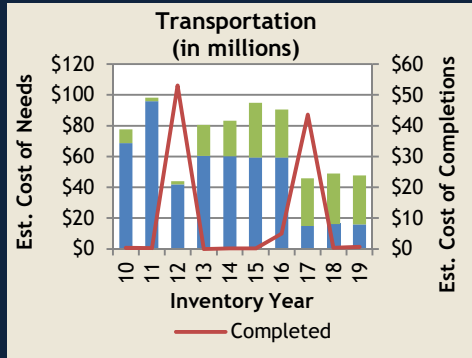
\*Total Estimated Cost = Conceptual + Planning & Design + Construction

## Wayne County

Total Estimated Cost\* for Infrastructure Improvements

**\$102,743,039**

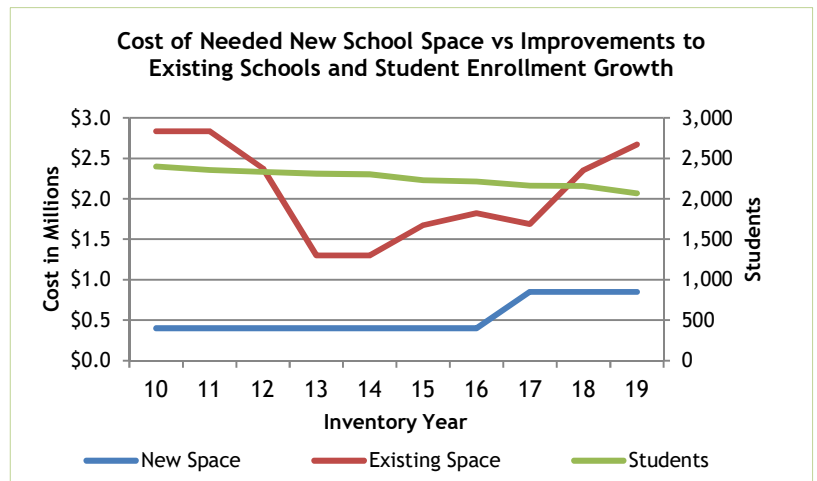
### TOP 3



■ = Local  
■ = Regional (Serves Multiple Counties)

### Estimated Cost of Needed Infrastructure for Wayne County Five-year period July 2019 through June 2024

Project Type	Conceptual	Planning & Design + Construction
Transportation	\$ 41,725,151	\$ 5,873,539
Law Enforcement	\$ 19,000,000	\$ 21,670,000
Industrial Sites and Parks	\$ 5,100,000	\$ 1,014,894
School Renovations	\$ 2,470,000	\$ 200,000
Water and Wastewater	\$ 1,763,500	\$ -
Community Development	\$ 1,500,000	\$ -
Solid Waste	\$ -	\$ 950,000
New Public Schools & Additions	\$ 850,000	\$ -
Public Health Facilities	\$ -	\$ 250,000
Recreation	\$ -	\$ 250,000
Fire Protection	\$ -	\$ 125,955
Broadband	\$ -	\$ -
Business District Development	\$ -	\$ -
Housing	\$ -	\$ -
Libraries, Museums, & Historic Sites	\$ -	\$ -
Other Education	\$ -	\$ -
Other Facilities	\$ -	\$ -
Other Utilities	\$ -	\$ -
Post-secondary Education	\$ -	\$ -
Public Buildings	\$ -	\$ -
School-System-wide	\$ -	\$ -
Storm Water	\$ -	\$ -
<b>Total</b>	<b>\$ 72,408,651</b>	<b>\$ 30,334,388</b>



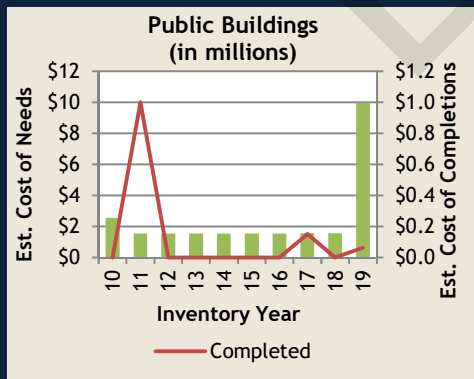
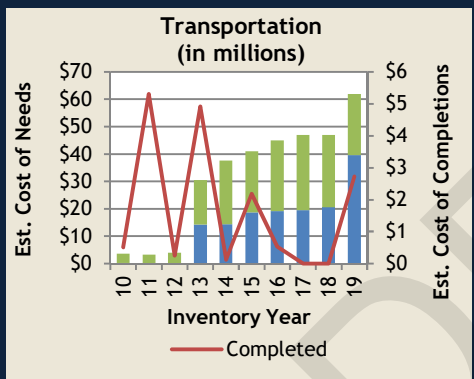
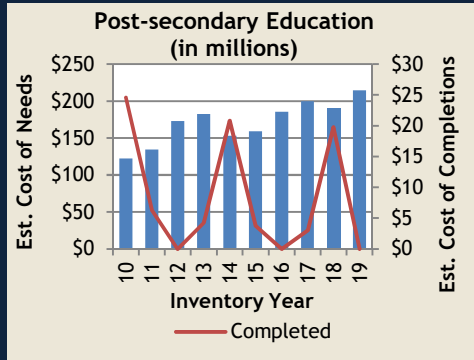
\*Total Estimated Cost = Conceptual + Planning & Design + Construction

## Weakley County

Total Estimated Cost\* for Infrastructure Improvements

**\$304,145,981**

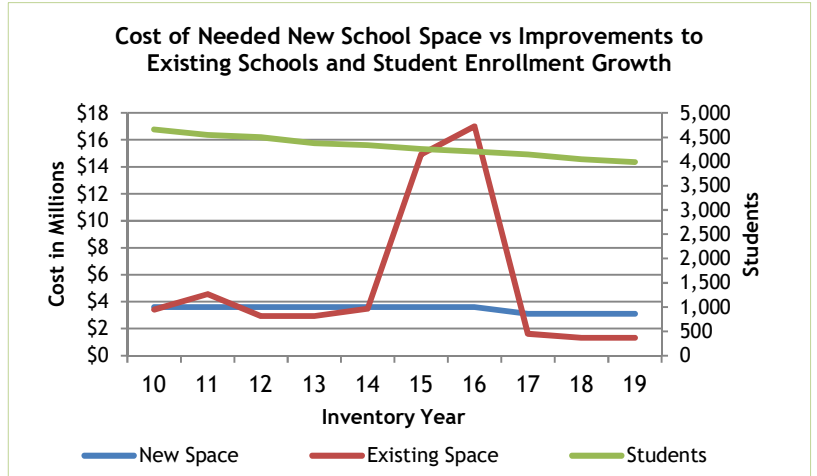
**TOP 3**



■ = Local  
■ = Regional (Serves Multiple Counties)

## Estimated Cost of Needed Infrastructure for Weakley County Five-year period July 2019 through June 2024

Project Type	Conceptual	Planning & Design + Construction
Post-secondary Education	\$ 107,611,000	\$ 107,139,000
Transportation	\$ 45,662,000	\$ 16,245,481
Public Buildings	\$ 4,500,000	\$ 5,494,000
Libraries, Museums, & Historic Sites	\$ -	\$ 7,000,000
New Public Schools & Additions	\$ 3,100,000	\$ -
Water and Wastewater	\$ 2,382,140	\$ 592,360
School Renovations	\$ 575,000	\$ 745,000
Storm Water	\$ 1,000,000	\$ -
Recreation	\$ 850,000	\$ -
Fire Protection	\$ 750,000	\$ -
Industrial Sites and Parks	\$ 500,000	\$ -
Broadband	\$ -	\$ -
Business District Development	\$ -	\$ -
Community Development	\$ -	\$ -
Housing	\$ -	\$ -
Law Enforcement	\$ -	\$ -
Other Education	\$ -	\$ -
Other Facilities	\$ -	\$ -
Other Utilities	\$ -	\$ -
Public Health Facilities	\$ -	\$ -
School-System-wide	\$ -	\$ -
Solid Waste	\$ -	\$ -
<b>Total</b>	<b>\$ 166,930,140</b>	<b>\$ 137,215,841</b>



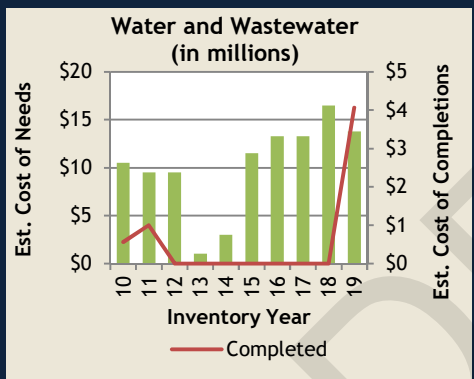
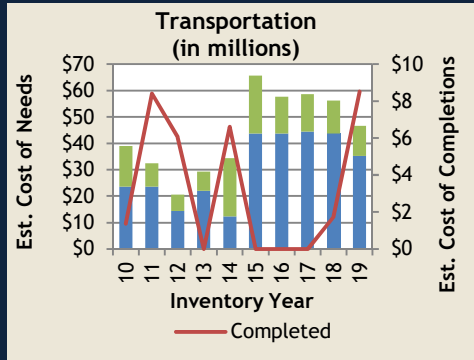
\*Total Estimated Cost = Conceptual + Planning & Design + Construction

## White County

Total Estimated Cost\* for Infrastructure Improvements

**\$84,451,334**

## TOP 3

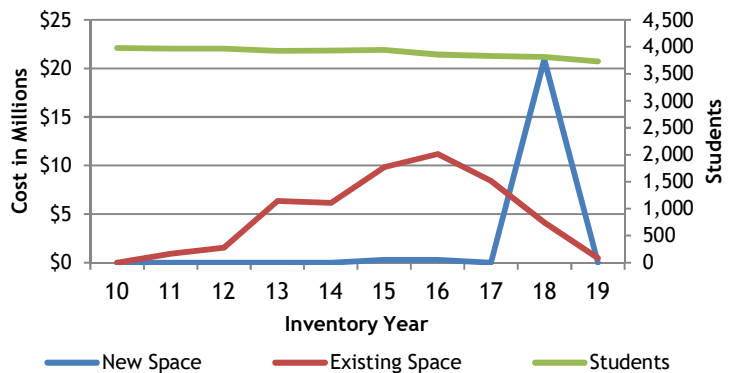


■ = Local  
■ = Regional (Serves Multiple Counties)

### Estimated Cost of Needed Infrastructure for White County Five-year period July 2019 through June 2024

Project Type	Conceptual	Planning & Design + Construction
Transportation	\$ 40,813,000	\$ 5,829,558
Water and Wastewater	\$ 9,100,000	\$ 4,673,000
Recreation	\$ 6,950,000	\$ -
Industrial Sites and Parks	\$ -	\$ 5,225,776
Public Buildings	\$ 4,000,000	\$ -
Law Enforcement	\$ -	\$ 3,000,000
Solid Waste	\$ -	\$ 3,000,000
Other Utilities	\$ -	\$ 900,000
Libraries, Museums, & Historic Sites	\$ -	\$ 500,000
School Renovations	\$ 350,000	\$ 110,000
Broadband	\$ -	\$ -
Business District Development	\$ -	\$ -
Community Development	\$ -	\$ -
Fire Protection	\$ -	\$ -
Housing	\$ -	\$ -
New Public Schools & Additions	\$ -	\$ -
Other Education	\$ -	\$ -
Other Facilities	\$ -	\$ -
Post-secondary Education	\$ -	\$ -
Public Health Facilities	\$ -	\$ -
School-System-wide	\$ -	\$ -
Storm Water	\$ -	\$ -
<b>Total</b>	<b>\$ 61,213,000</b>	<b>\$ 23,238,334</b>

#### Cost of Needed New School Space vs Improvements to Existing Schools and Student Enrollment Growth



\*Total Estimated Cost = Conceptual + Planning & Design + Construction

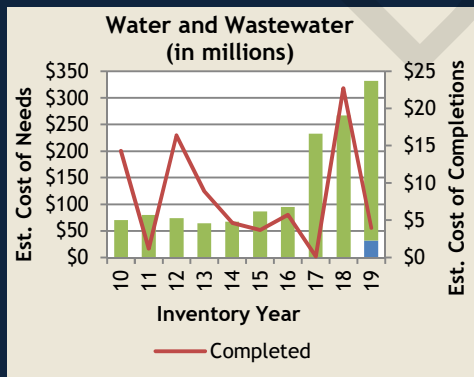
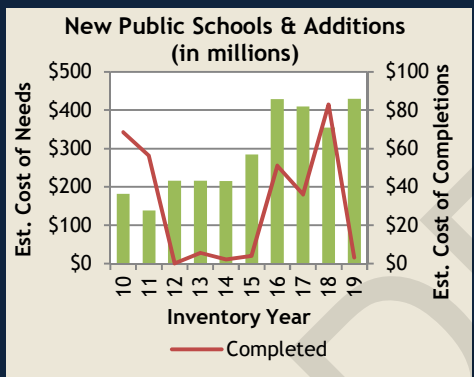
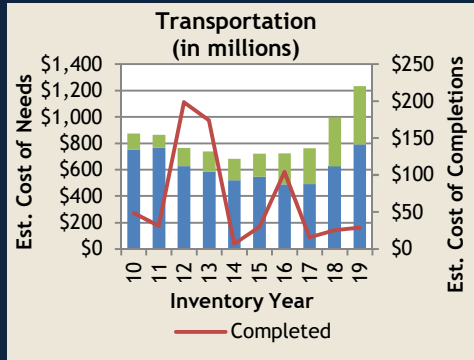


## Williamson County

Total Estimated Cost\* for Infrastructure Improvements

**\$2,587,951,851**

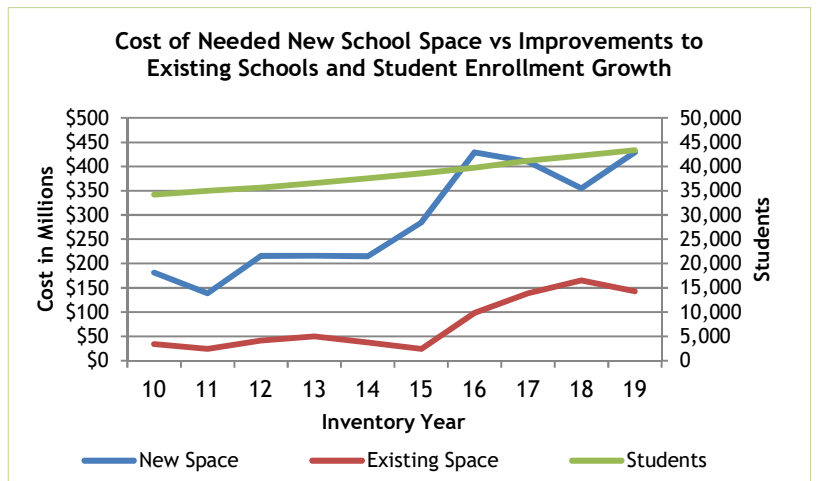
# TOP 3



■ = Local  
■ = Regional (Serves Multiple Counties)

## Estimated Cost of Needed Infrastructure for Williamson County Five-year period July 2019 through June 2024

Project Type	Conceptual	Planning & Design + Construction
Transportation	\$ 357,976,310	\$ 874,716,835
New Public Schools & Additions	\$ 263,000,000	\$ 166,100,000
Water and Wastewater	\$ 108,454,895	\$ 223,885,738
Recreation	\$ 59,922,620	\$ 116,147,918
School Renovations	\$ 24,473,000	\$ 118,375,000
Post-secondary Education	\$ -	\$ 81,010,000
Fire Protection	\$ 57,837,500	\$ 11,687,500
Public Buildings	\$ -	\$ 43,600,000
Law Enforcement	\$ -	\$ 29,500,000
Other Facilities	\$ -	\$ 14,000,000
Storm Water	\$ 3,850,000	\$ 9,244,795
Libraries, Museums, & Historic Sites	\$ -	\$ 10,267,870
Business District Development	\$ 8,100,000	\$ 974,870
Solid Waste	\$ 2,990,000	\$ 1,837,000
Broadband	\$ -	\$ -
Community Development	\$ -	\$ -
Housing	\$ -	\$ -
Industrial Sites and Parks	\$ -	\$ -
Other Education	\$ -	\$ -
Other Utilities	\$ -	\$ -
Public Health Facilities	\$ -	\$ -
School-System-wide	\$ -	\$ -
<b>Total</b>	<b>\$ 886,604,325</b>	<b>\$ 1,701,347,526</b>



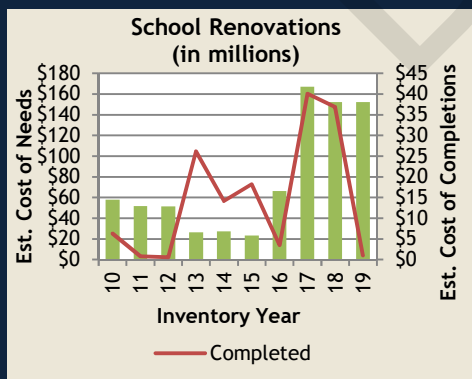
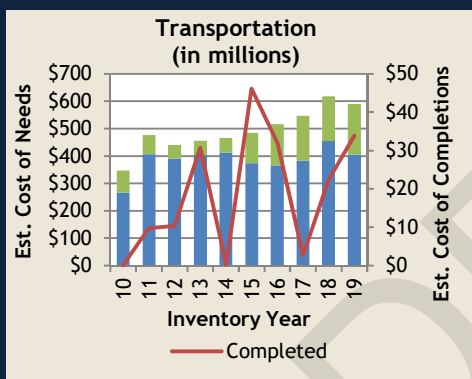
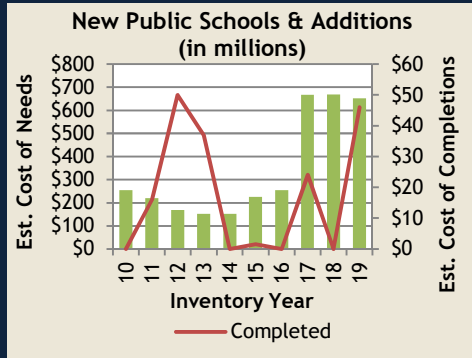
\*Total Estimated Cost = Conceptual + Planning & Design + Construction

## Wilson County

Total Estimated Cost\* for Infrastructure Improvements

**\$1,549,198,553**

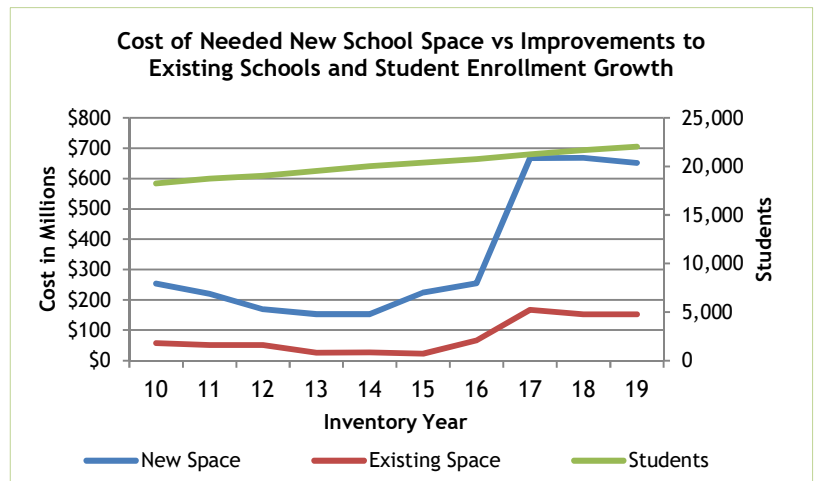
**TOP 3**



■ = Local  
■ = Regional (Serves Multiple Counties)

### Estimated Cost of Needed Infrastructure for Wilson County Five-year period July 2019 through June 2024

Project Type	Conceptual	Planning & Design + Construction
New Public Schools & Additions	\$ 403,000,000	\$ 249,284,734
Transportation	\$ 232,532,000	\$ 357,191,288
School Renovations	\$ 151,853,500	\$ 450,900
Water and Wastewater	\$ 54,500,000	\$ 38,510,000
Recreation	\$ 5,400,000	\$ 13,516,131
Law Enforcement	\$ -	\$ 18,340,000
Other Utilities	\$ -	\$ 10,000,000
Fire Protection	\$ 3,500,000	\$ 2,750,000
Solid Waste	\$ 3,000,000	\$ -
Public Buildings	\$ -	\$ 2,500,000
School-System-wide	\$ 2,150,000	\$ -
Public Health Facilities	\$ 720,000	\$ -
Broadband	\$ -	\$ -
Business District Development	\$ -	\$ -
Community Development	\$ -	\$ -
Housing	\$ -	\$ -
Industrial Sites and Parks	\$ -	\$ -
Libraries, Museums, & Historic Sites	\$ -	\$ -
Other Education	\$ -	\$ -
Other Facilities	\$ -	\$ -
Post-secondary Education	\$ -	\$ -
Storm Water	\$ -	\$ -
<b>Total</b>	<b>\$ 856,655,500</b>	<b>\$ 692,543,053</b>

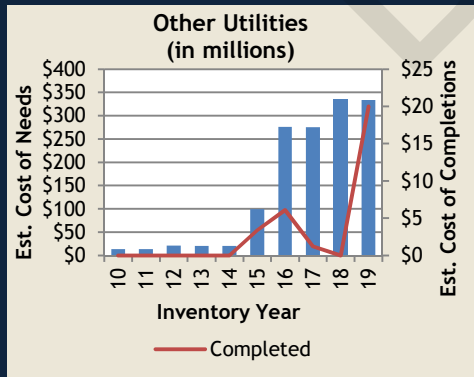
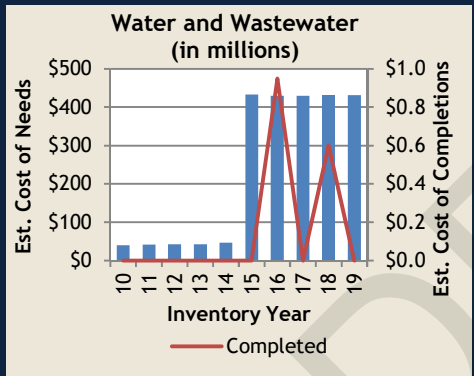
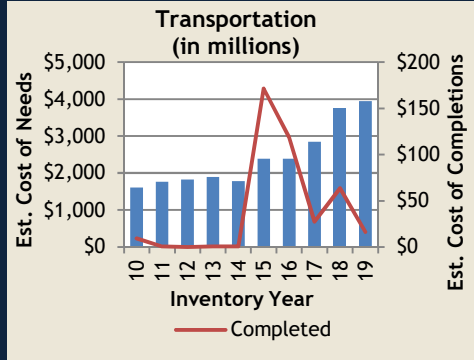


\*Total Estimated Cost = Conceptual + Planning & Design + Construction

## Multi-county

Total Estimated Cost\* for Infrastructure Improvements  
**\$4,985,180,993**

## TOP 3



■ = Local  
 ■ = Regional (Serves Multiple Counties)

## Estimated Cost of Needed Infrastructure for Multi-county Five-year period July 2019 through June 2024

Project Type	Conceptual	Planning & Design + Construction
Transportation	\$ 1,238,909,000	\$ 2,699,780,106
Water and Wastewater	\$ 24,006,410	\$ 406,715,000
Other Utilities	\$ 89,700,000	\$ 244,775,000
Post-secondary Education	\$ 67,870,000	\$ 135,022,278
Law Enforcement	\$ -	\$ 41,900,000
Recreation	\$ 12,710,000	\$ 14,500,000
Public Buildings	\$ -	\$ 9,000,000
Fire Protection	\$ 158,000	\$ -
Libraries, Museums, & Historic Sites	\$ -	\$ 135,199
Broadband	\$ -	\$ -
Business District Development	\$ -	\$ -
Community Development	\$ -	\$ -
Housing	\$ -	\$ -
Industrial Sites and Parks	\$ -	\$ -
New Public Schools & Additions	\$ -	\$ -
Other Education	\$ -	\$ -
Other Facilities	\$ -	\$ -
Public Health Facilities	\$ -	\$ -
School Renovations	\$ -	\$ -
School-System-wide	\$ -	\$ -
Solid Waste	\$ -	\$ -
Storm Water	\$ -	\$ -
<b>Total</b>	<b>\$ 1,433,353,410</b>	<b>\$ 3,551,827,583</b>

\*Total Estimated Cost = Conceptual + Planning & Design + Construction