

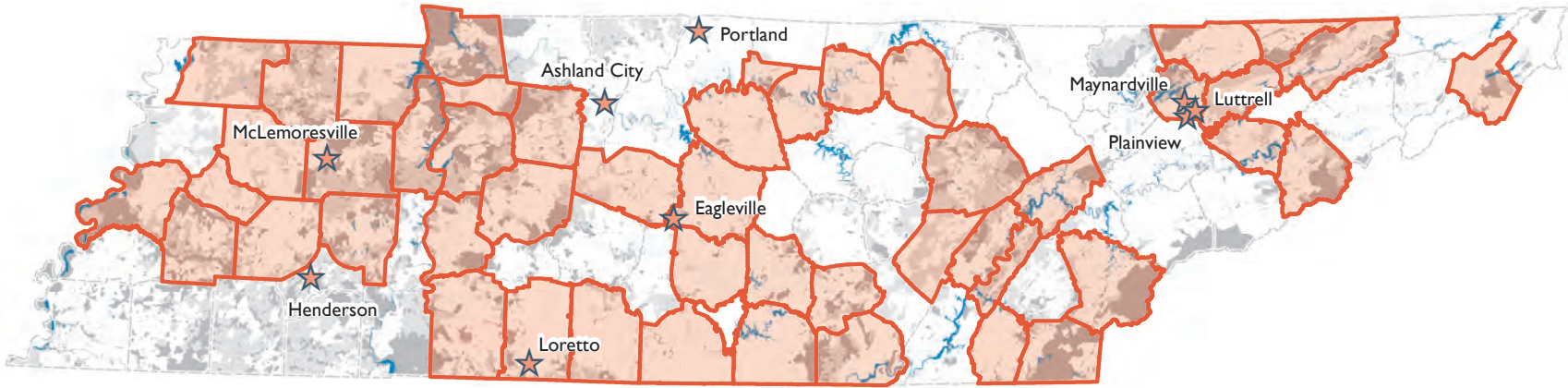
# **Selected Broadband Maps**

TACIR Presentation to State Board of Education

Matt Owen  
Policy Coordinator

February 4, 2021

# Counties and Cities Designated as Broadband Ready Communities by Tennessee Department of Economic and Community Development



## Broadband Ready Communities

- ★ Cities and Towns
- ▭ Counties

## Broadband Speeds Reported

- ▭ No service reported or less than 10/1
- ▭ Has 10/1 but not 25/3
- ▭ Has 25/3 or greater






Source: TACIR staff, using information provided by Tennessee Department of Economic and Community Development at <https://www.tn.gov/ecd/rural-development/tennessee-broadband-grant-initiative/broadband-ready-community-article.html>.

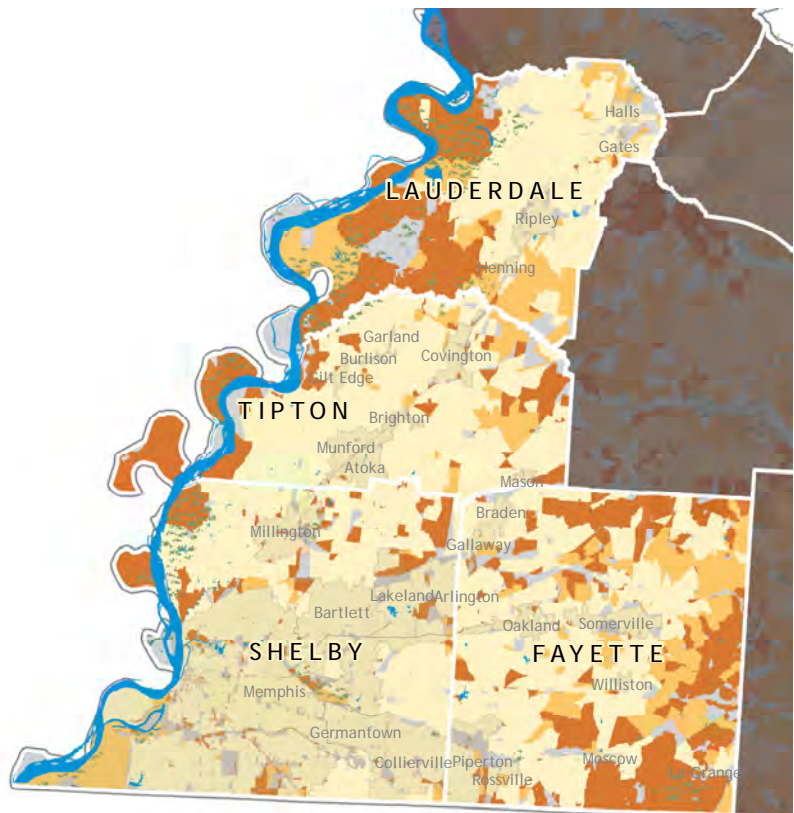
# Maximum Download and Upload Speeds Reported by Wireline and Terrestrial Fixed Wireless Providers as of December 2019

Note: The maps include coverage reported for residential service plans only. Business service plans may be available in some of the areas in these maps, including areas without residential service and those without housing units. Information on the location of businesses, both in areas with housing units and those without housing units, is not included in these maps.

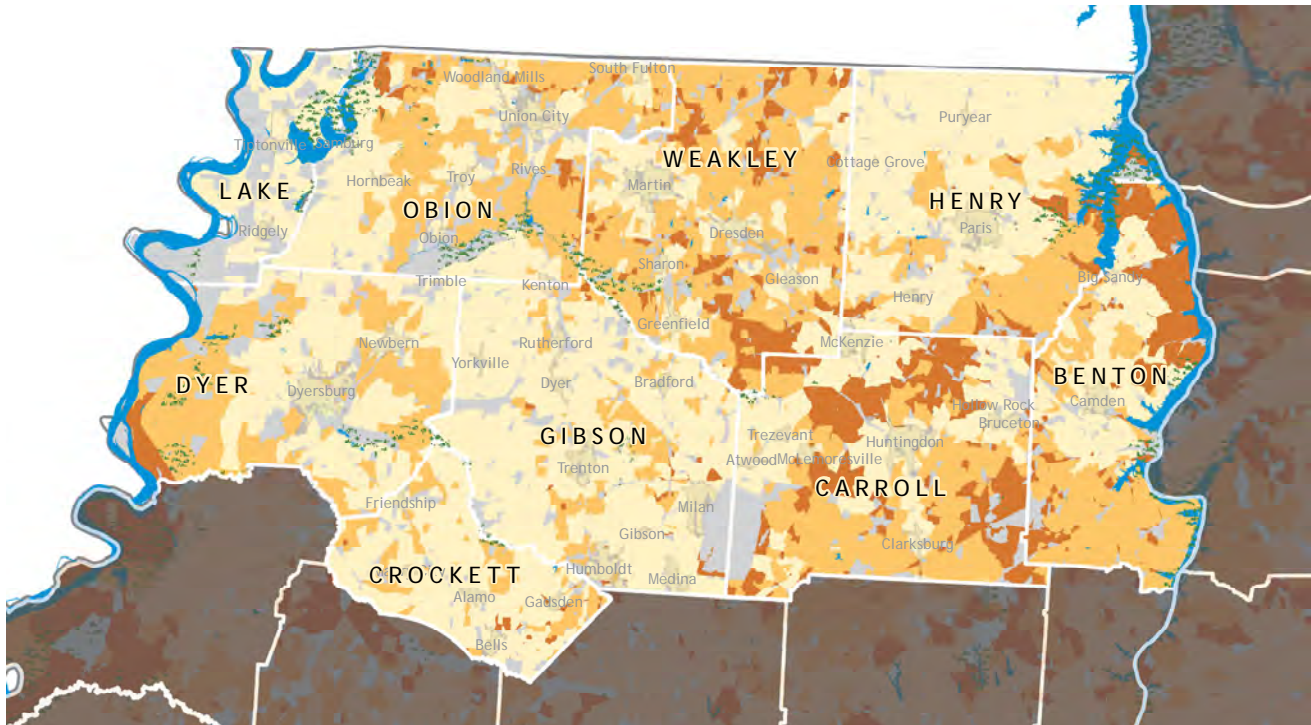
## Memphis Area Association of County Governments

Residential Broadband Speeds Reported by Census Block

- |   |  |
|---|--|
|  No service reported or less than 10/1 |  Block has no housing units |
|  Has 10/1 but less than 25/3           |  Incorporated cities        |
|  Has 25/3 or greater                   |  |

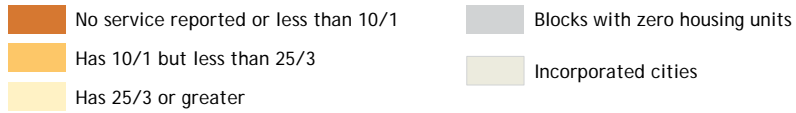


## Maximum Download and Upload Speeds Reported by Wireline and Terrestrial Fixed Wireless Providers as of December 2019 (continued)

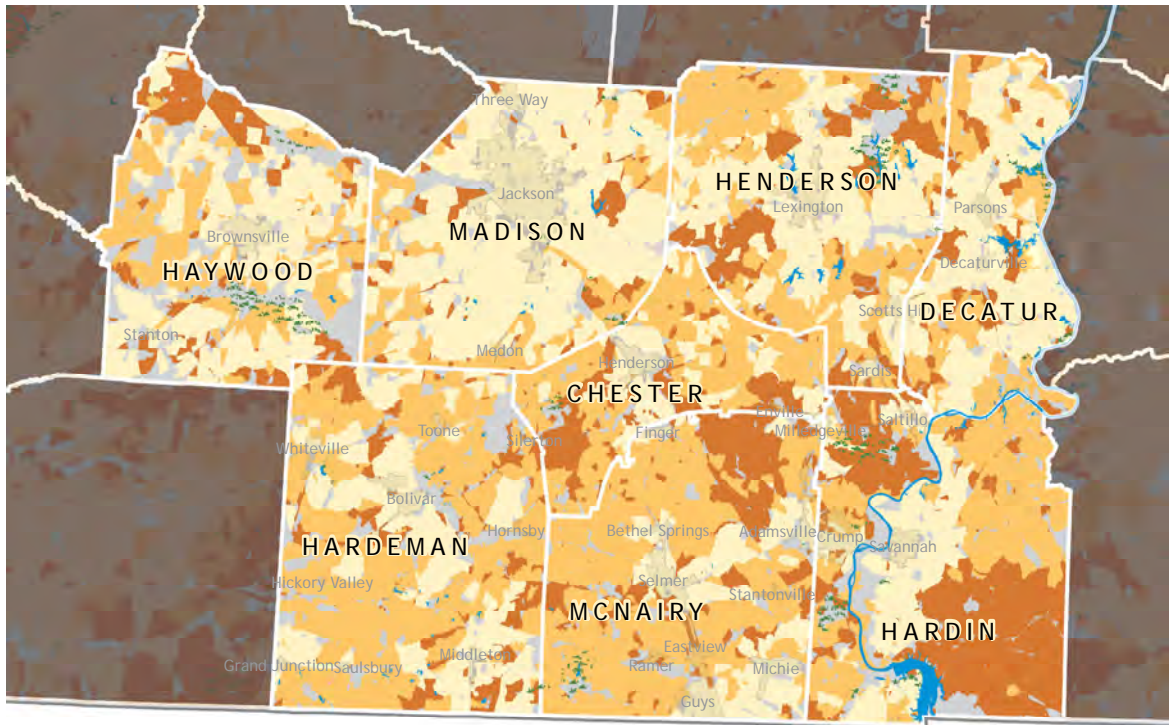


### Northwest Tennessee Development District

Residential Broadband Speeds Reported by Census Block

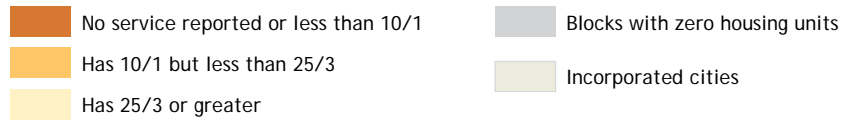


**Maximum Download and Upload Speeds Reported by Wireline and Terrestrial Fixed Wireless Providers as of December 2019 (continued)**



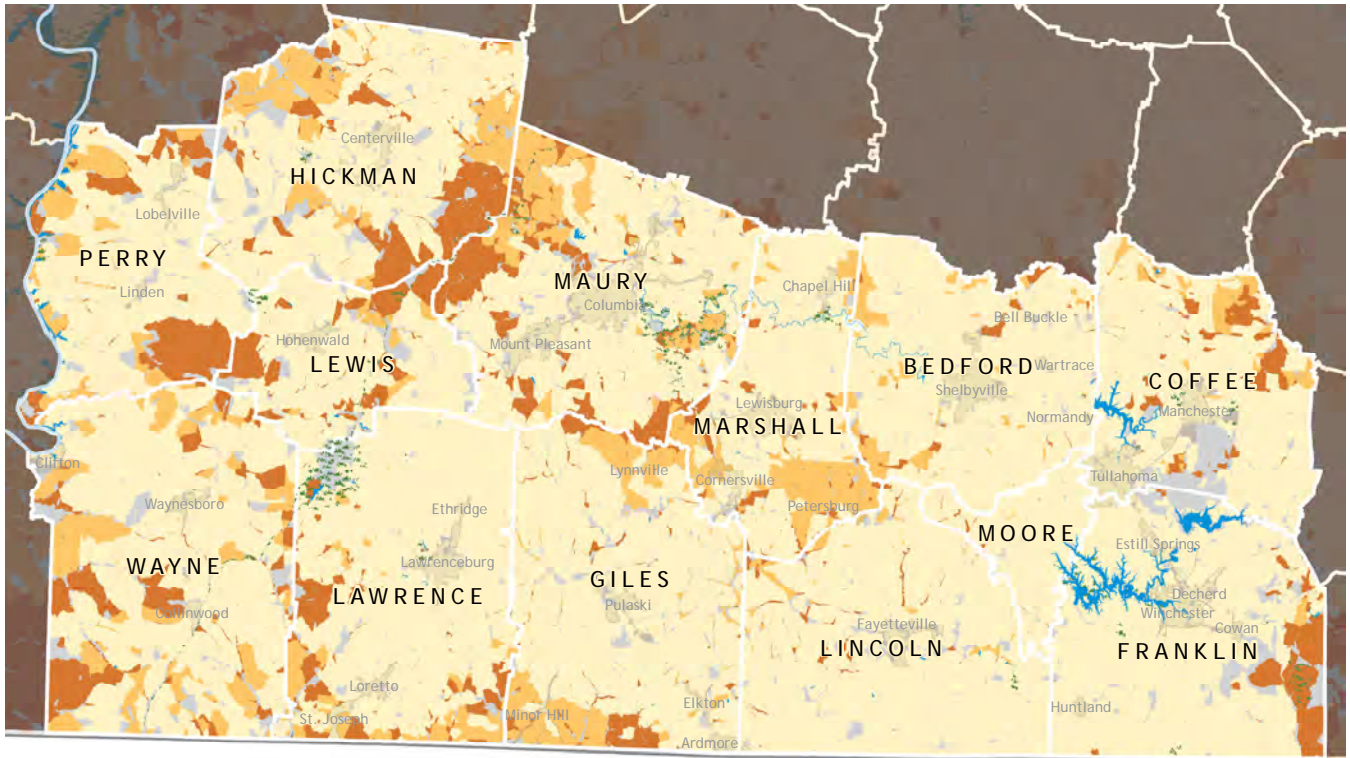
**Southwest Tennessee Development District**

Residential Broadband Speeds Reported by Census Block





**Maximum Download and Upload Speeds Reported by Wireline and Terrestrial Fixed Wireless Providers as of December 2019 (continued)**

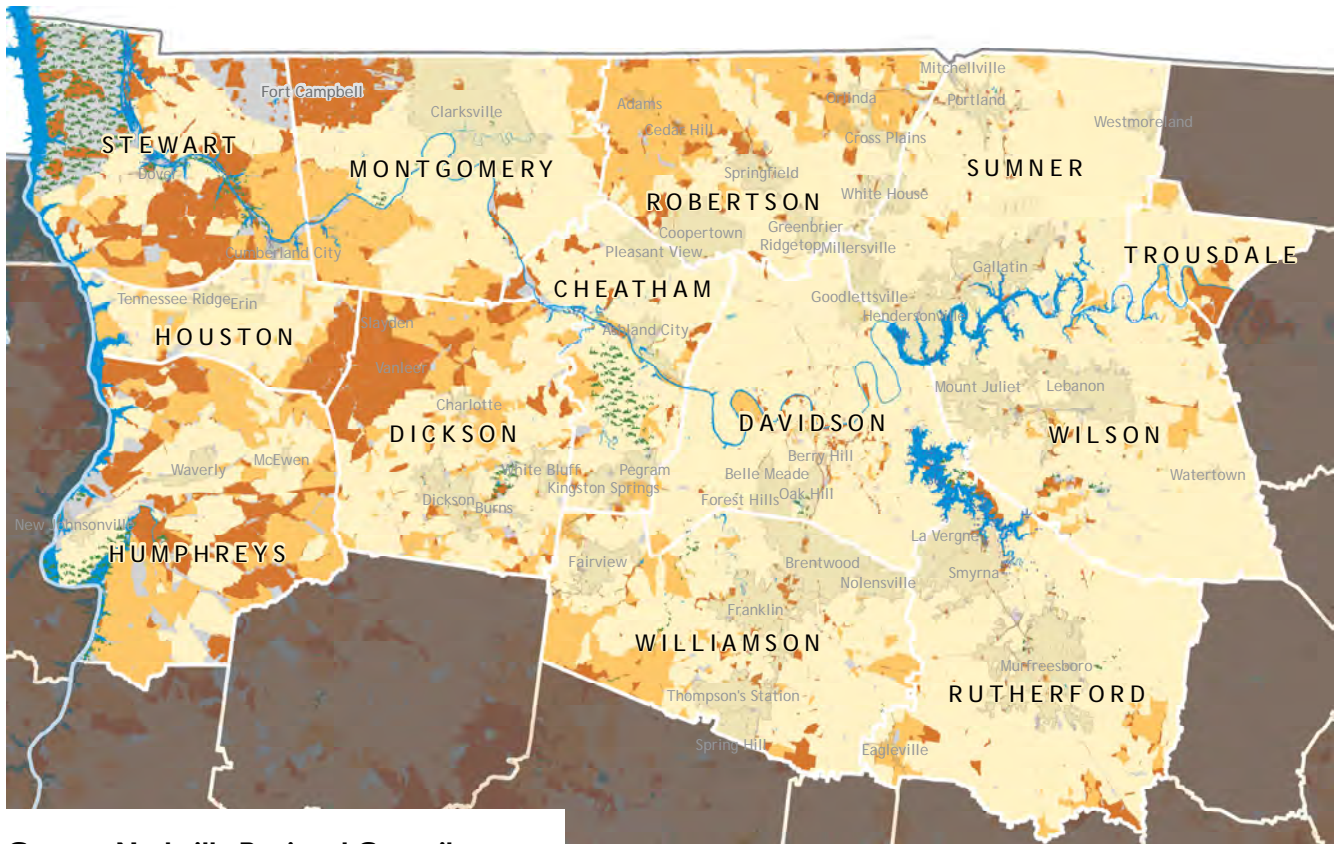


**South Central Tennessee Development District**

Residential Broadband Speeds Reported by Census Block

- No service reported or less than 10/1
- Has 10/1 but less than 25/3
- Has 25/3 or greater
- Blocks with zero housing units
- Incorporated cities

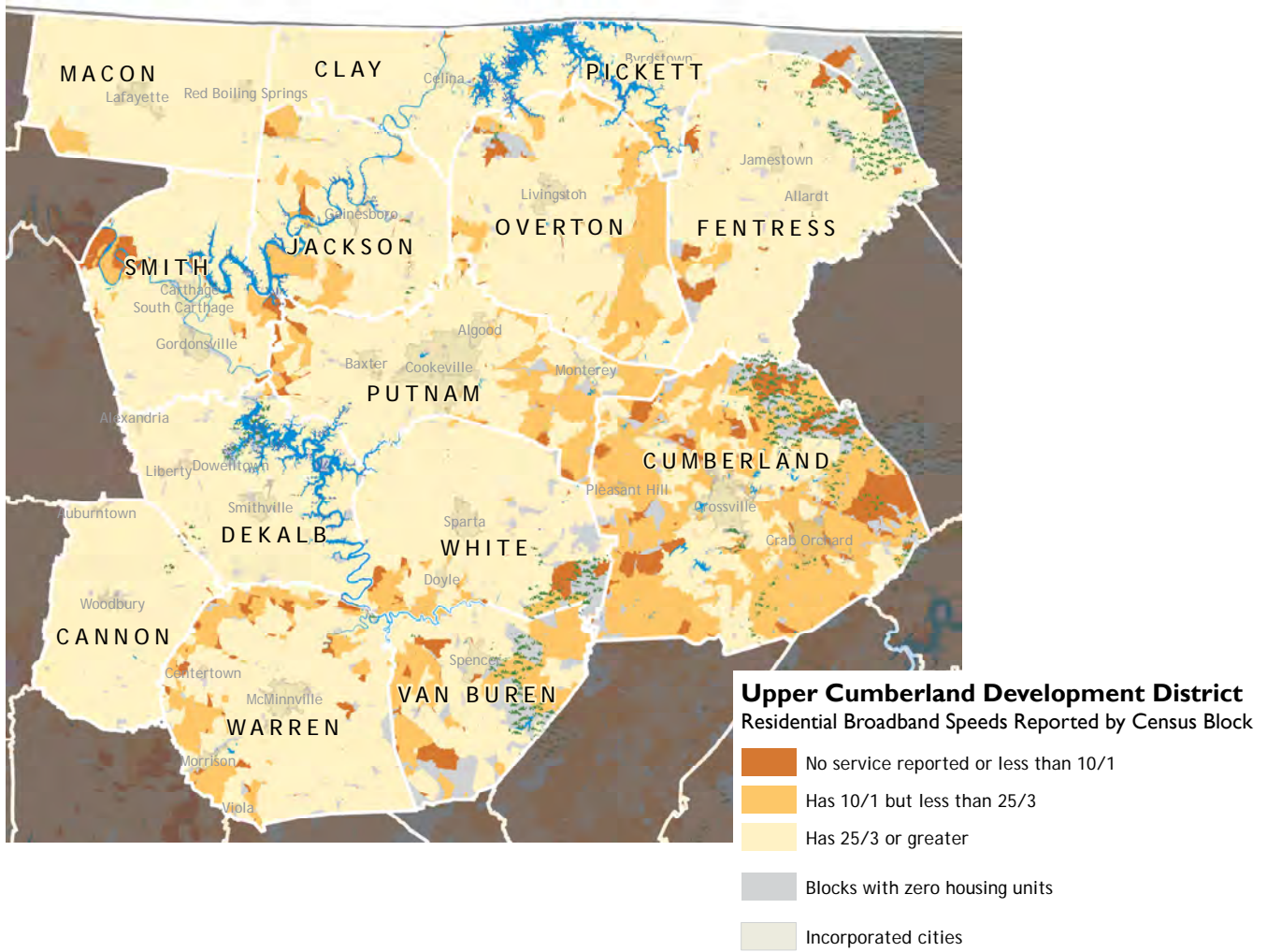
## Maximum Download and Upload Speeds Reported by Wireline and Terrestrial Fixed Wireless Providers as of December 2019 (continued)



**Greater Nashville Regional Council**  
Residential Broadband Speeds Reported by Census Block

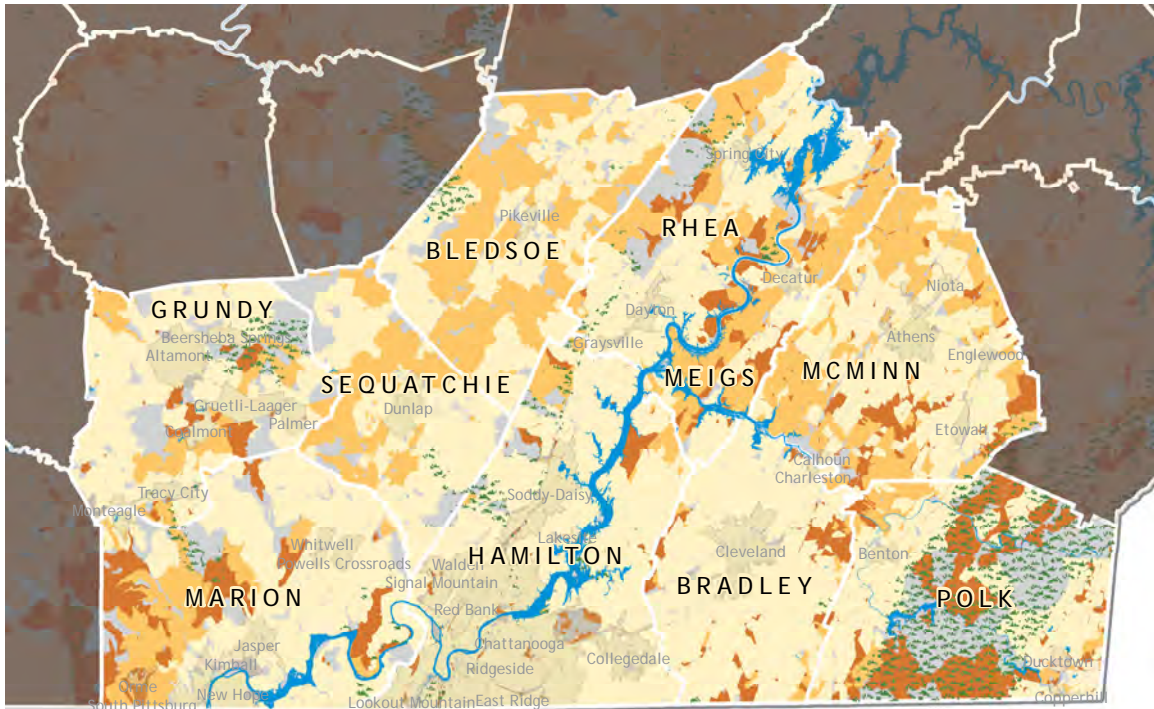
- |  |   |
|--|---|
| <ul style="list-style-type: none"> <li><span style="display: inline-block; width: 15px; height: 10px; background-color: #C85130; border: 1px solid black; margin-right: 5px;"></span> No service reported or less than 10/1</li> <li><span style="display: inline-block; width: 15px; height: 10px; background-color: #F0A850; border: 1px solid black; margin-right: 5px;"></span> Has 10/1 but less than 25/3</li> <li><span style="display: inline-block; width: 15px; height: 10px; background-color: #F9E79F; border: 1px solid black; margin-right: 5px;"></span> Has 25/3 or greater</li> </ul> | <ul style="list-style-type: none"> <li><span style="display: inline-block; width: 15px; height: 10px; background-color: #A9A9A9; border: 1px solid black; margin-right: 5px;"></span> Blocks with zero housing units</li> <li><span style="display: inline-block; width: 15px; height: 10px; background-color: #D9D9D9; border: 1px solid black; margin-right: 5px;"></span> Incorporated cities</li> </ul> |
|--|---|

**Maximum Download and Upload Speeds Reported by Wireline and Terrestrial Fixed Wireless Providers as of December 2019 (continued)**





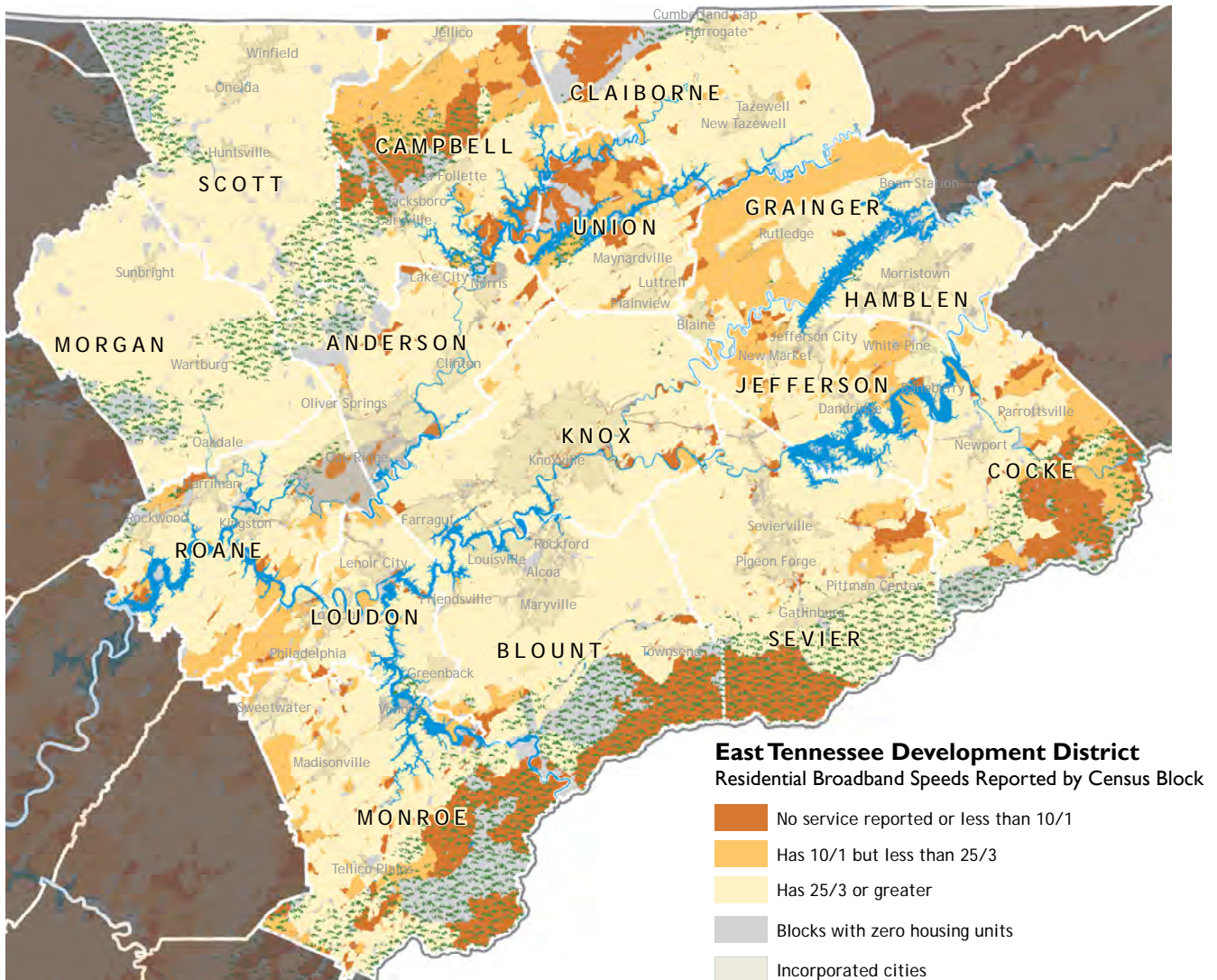
**Maximum Download and Upload Speeds Reported by Wireline and Terrestrial Fixed Wireless Providers as of December 2019 (continued)**



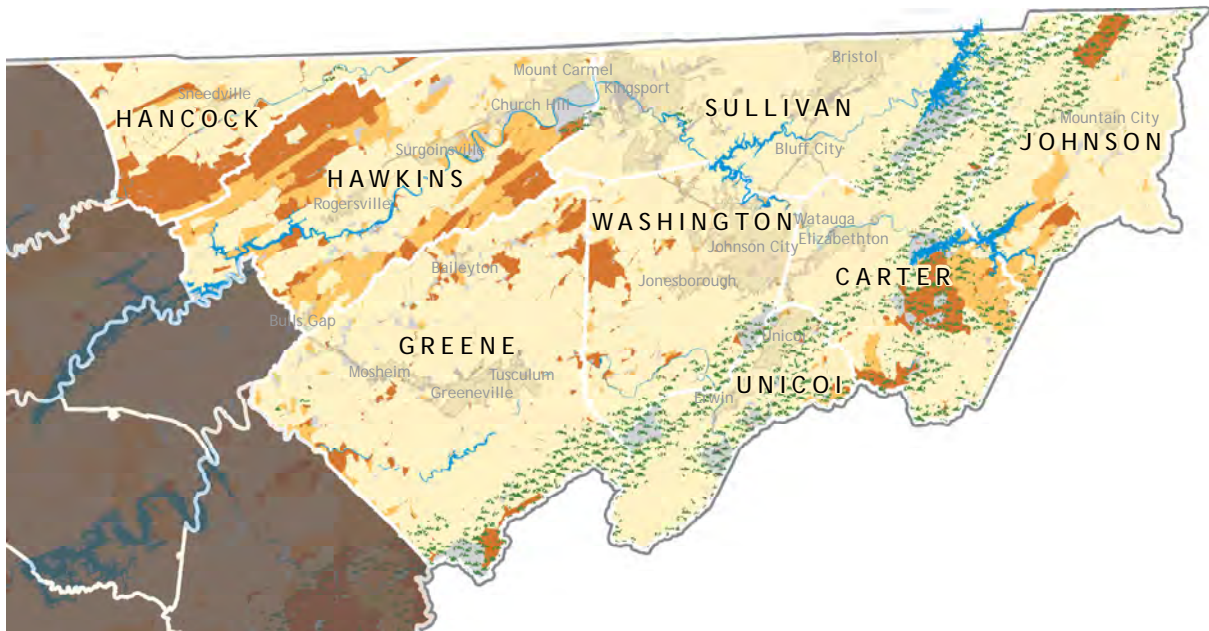
**Southeast Tennessee Development District  
Residential Broadband Speeds Reported by Census Block**

- No service reported or less than 10/1
- Has 10/1 but less than 25/3
- Has 25/3 or greater
- Blocks with zero housing units
- Incorporated cities

## Maximum Download and Upload Speeds Reported by Wireline and Terrestrial Fixed Wireless Providers as of December 2019 (continued)



**Maximum Download and Upload Speeds Reported by Wireline and Terrestrial Fixed Wireless Providers as of December 2019 (continued)**



**First Tennessee Development District**

Residential Broadband Speeds Reported by Census Block

- No service reported or less than 10/1
- Has 10/1 but less than 25/3
- Has 25/3 or greater
- Blocks with zero housing units
- Incorporated cities

Source: Maps are product of TACIR staff analysis based on FCC data for December 2019, which was published November 12, 2020.



# Areas in Tennessee Receiving Funding for Broadband Coverage Expansions Through Select State or Federal Programs

Note: The maps include coverage reported for residential service plans only. Business service plans may be available in some of the areas in these maps, including areas without residential service and those without housing units. Information on the location of businesses, both in areas with housing units and those without housing units, is not included in these maps.

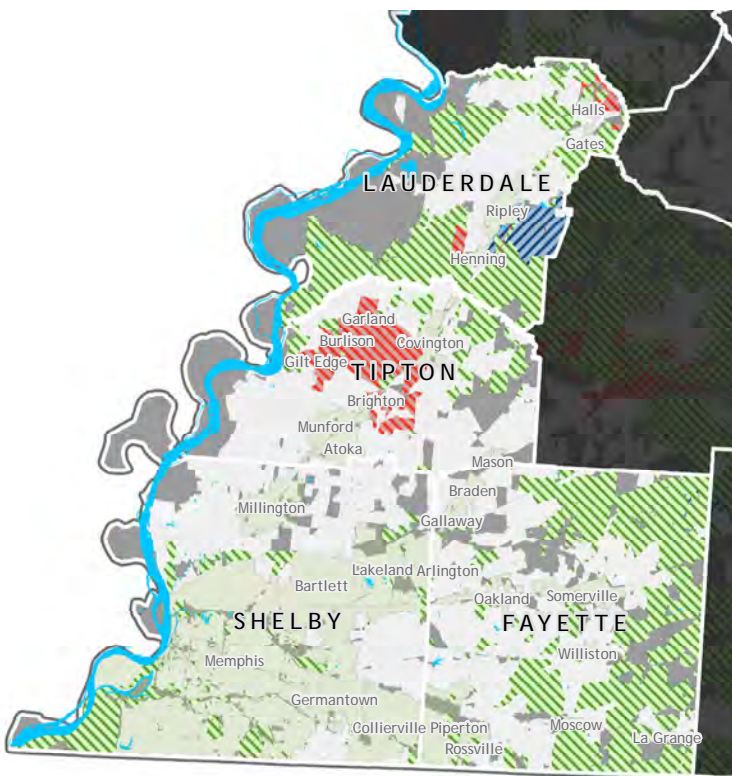
## Memphis Area Association of County Governments

Residential Broadband Speeds Reported by Census Block

- Census Blocks with 25/3 service reported
- Census Blocks without 25/3 service reported

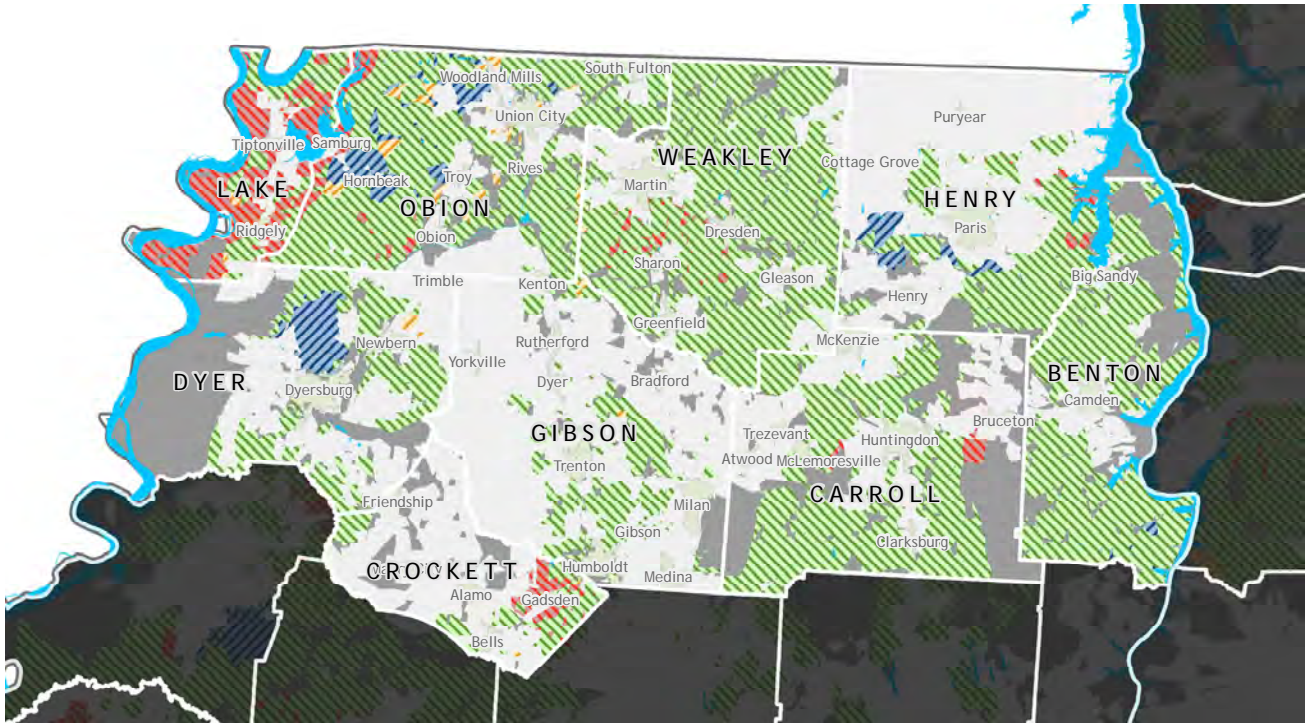
## Areas receiving funding through select state or federal programs

- TN ECD Rural Broadband Grants
- TN Emergency Broadband Fund (CARES Act)
- Connect America Fund Phase II Auction 903 Results
- Rural Digital Opportunity Fund Auction 904 Results





## Areas in Tennessee Receiving Funding for Broadband Coverage Expansions Through Select State or Federal Programs (continued)



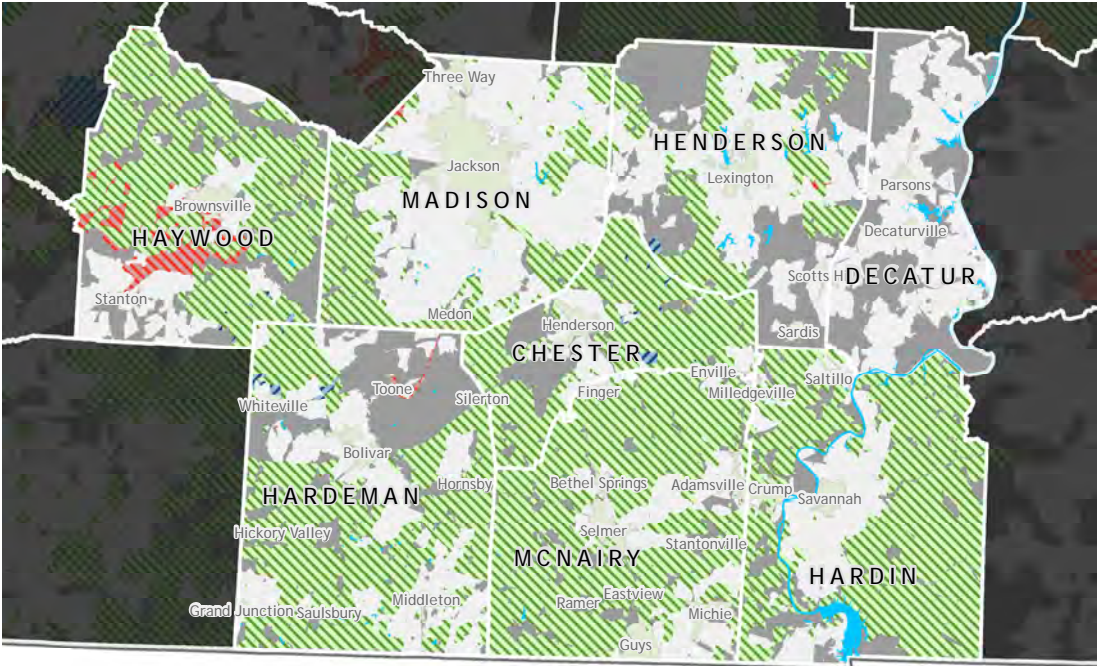
### Northwest Tennessee Development District Residential Broadband Speeds Reported by Census Block

- Census Blocks with 25/3 service reported
- Census Blocks without 25/3 service reported

### Areas receiving funding through select state or federal programs

- TN ECD Rural Broadband Grants
- TN Emergency Broadband Fund (CARES Act)
- Connect America Fund Phase II Auction 903 Results
- Rural Digital Opportunity Fund Auction 904 Results

**Areas in Tennessee Receiving Funding for Broadband Coverage Expansions Through Select State or Federal Programs (continued)**



**Southwest Tennessee Development District  
Residential Broadband Speeds Reported by Census Block**

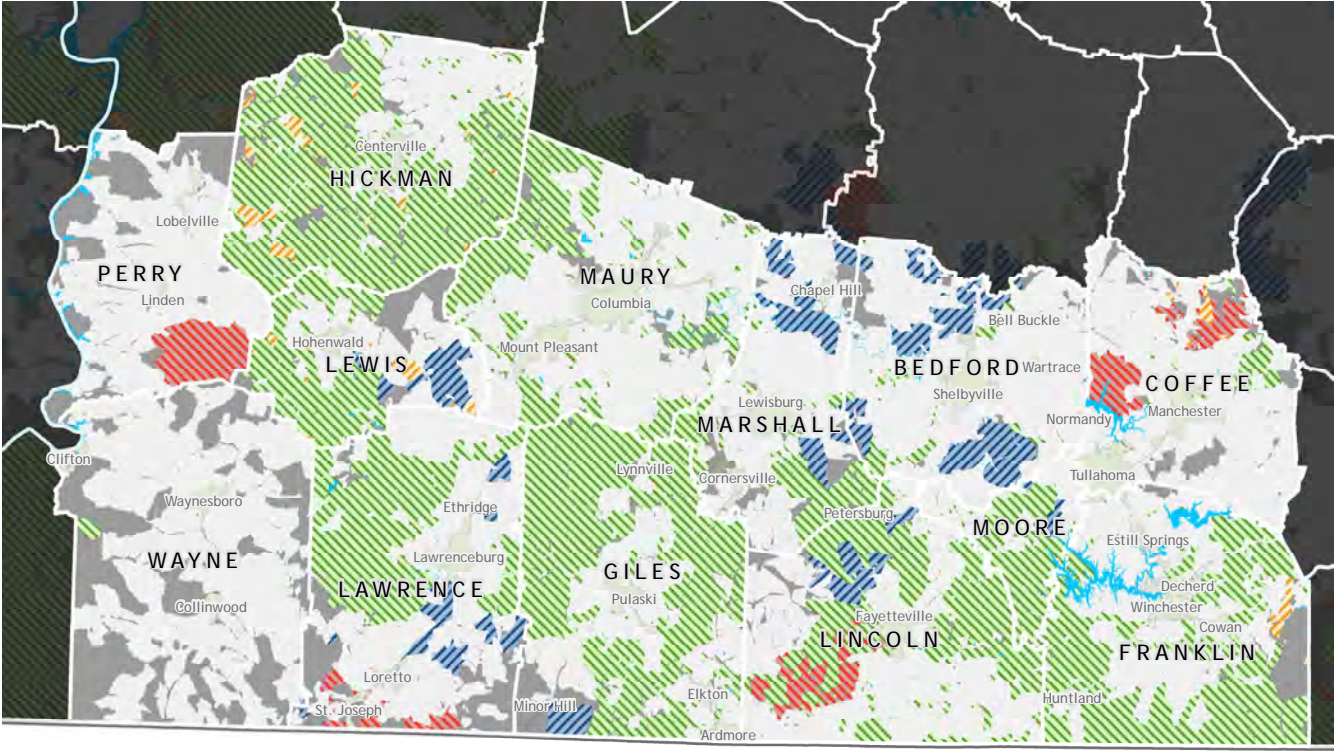
- Census Blocks with 25/3 service reported
- Census Blocks without 25/3 service reported

**Areas receiving funding through  
select state or federal programs**

- TN ECD Rural Broadband Grants
- TN Emergency Broadband Fund (CARES Act)
- Connect America Fund Phase II Auction 903 Results
- Rural Digital Opportunity Fund Auction 904 Results



## Areas in Tennessee Receiving Funding for Broadband Coverage Expansions Through Select State or Federal Programs (continued)



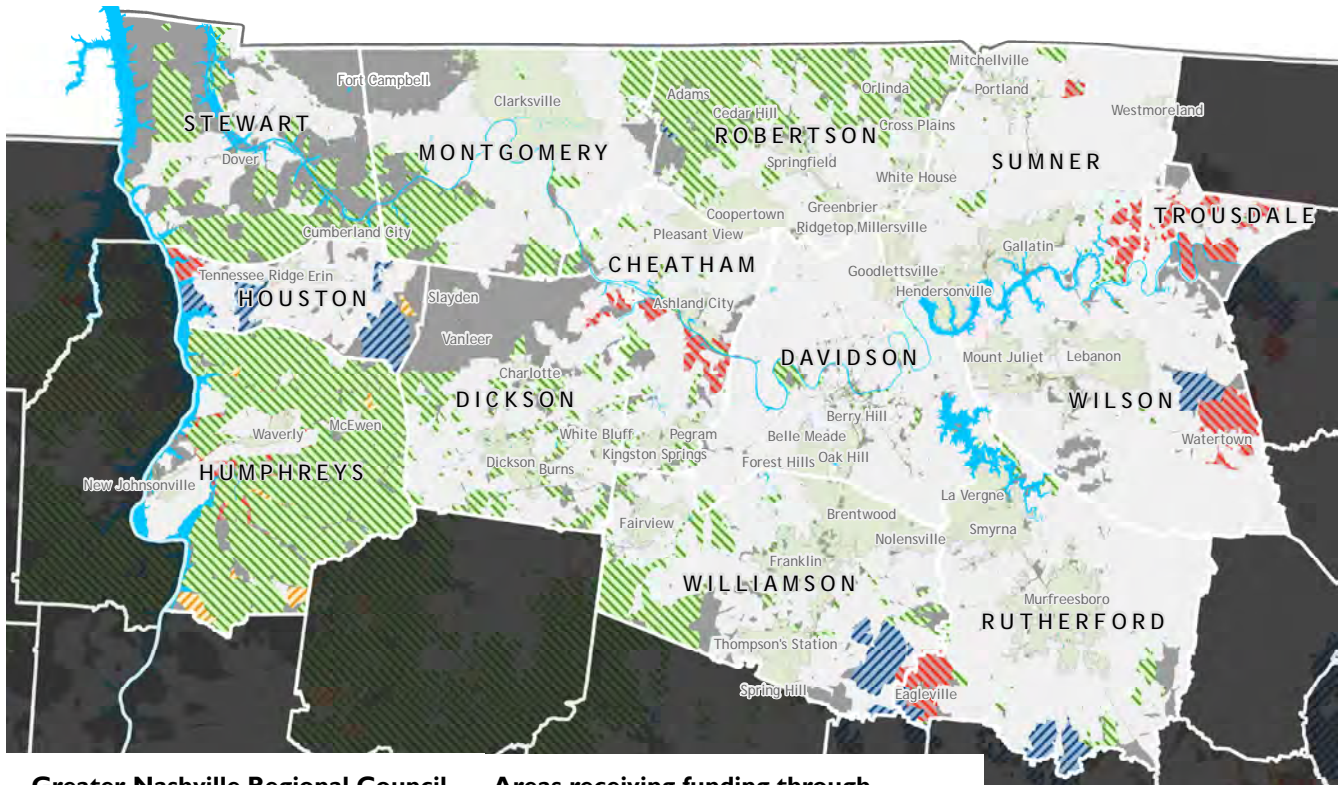
**South Central Tennessee Development District**  
Residential Broadband Speeds Reported by Census Block

- Census Blocks with 25/3 service reported
- Census Blocks without 25/3 service reported

**Areas receiving funding through select state or federal programs**

- TN ECD Rural Broadband Grants
- TN Emergency Broadband Fund (CARES Act)
- Connect America Fund Phase II Auction 903 Results
- Rural Digital Opportunity Fund Auction 904 Results

## Areas in Tennessee Receiving Funding for Broadband Coverage Expansions Through Select State or Federal Programs (continued)



**Greater Nashville Regional Council**  
Residential Broadband Speeds Reported  
by Census Block

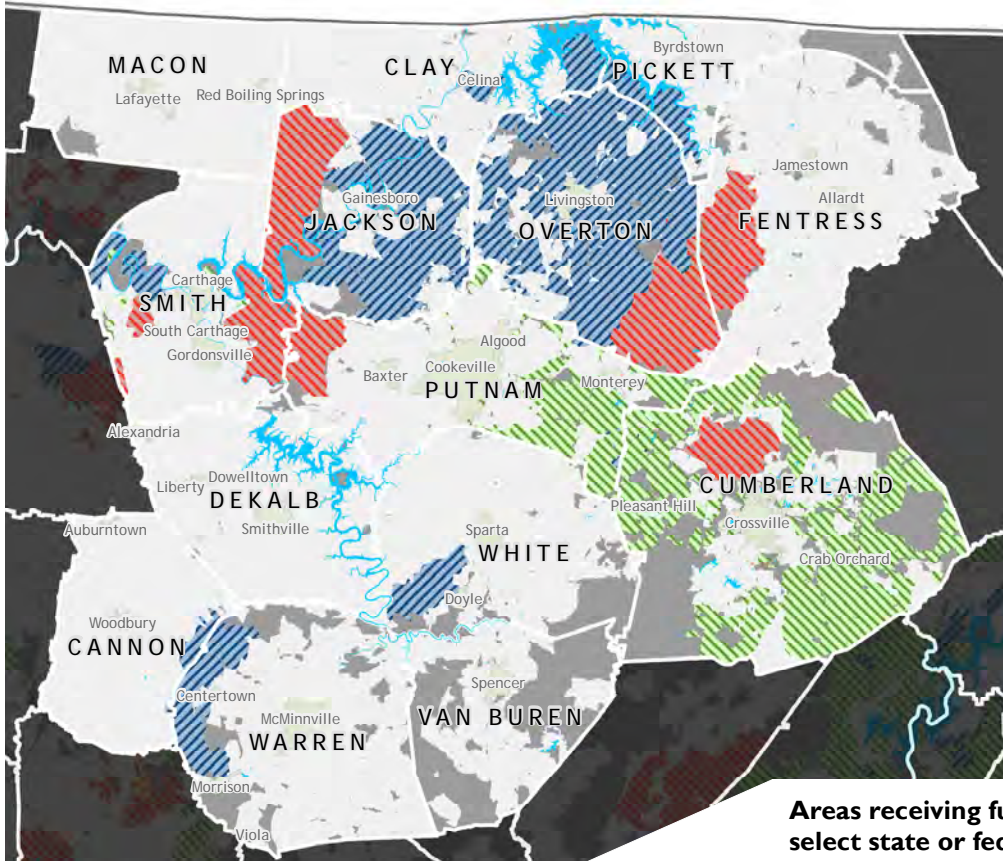
- Census Blocks with 25/3 service reported
- Census Blocks without 25/3 service reported

**Areas receiving funding through  
select state or federal programs**

- TN ECD Rural Broadband Grants
- TN Emergency Broadband Fund (CARES Act)
- Connect America Fund Phase II Auction 903 Results
- Rural Digital Opportunity Fund Auction 904 Results



## Areas in Tennessee Receiving Funding for Broadband Coverage Expansions Through Select State or Federal Programs (continued)



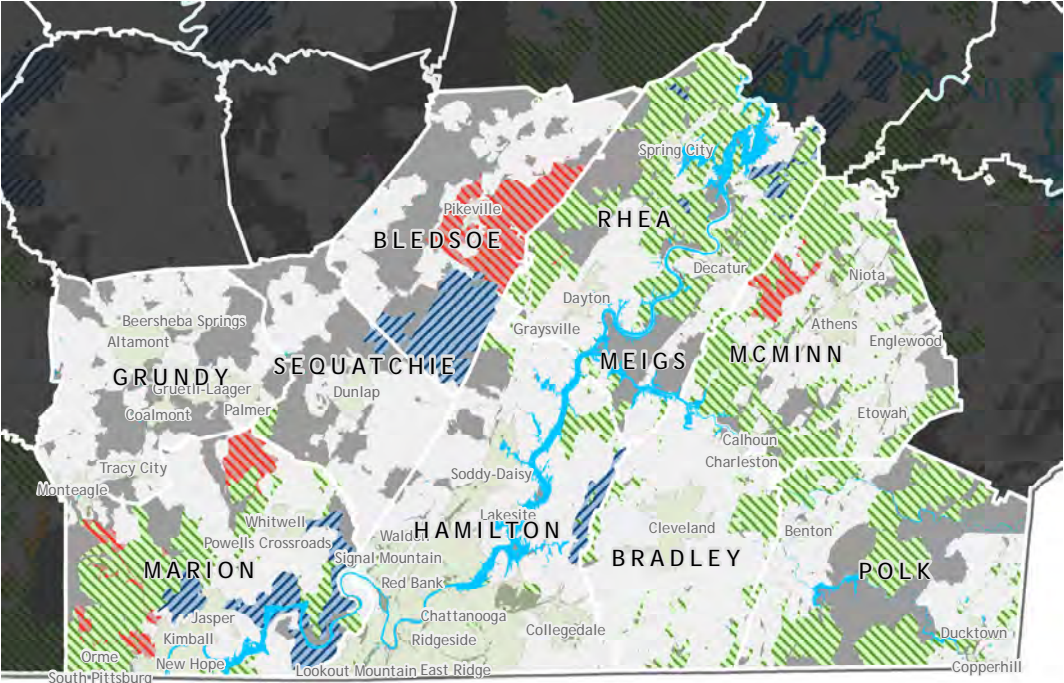
### Upper Cumberland Development District Residential Broadband Speeds Reported by Census Block

- Census Blocks with 25/3 service reported
- Census Blocks without 25/3 service reported

### Areas receiving funding through select state or federal programs

- TN ECD Rural Broadband Grants
- TN Emergency Broadband Fund (CARES Act)
- Connect America Fund Phase II Auction 903 Results
- Rural Digital Opportunity Fund Auction 904 Results

## Areas in Tennessee Receiving Funding for Broadband Coverage Expansions Through Select State or Federal Programs (continued)



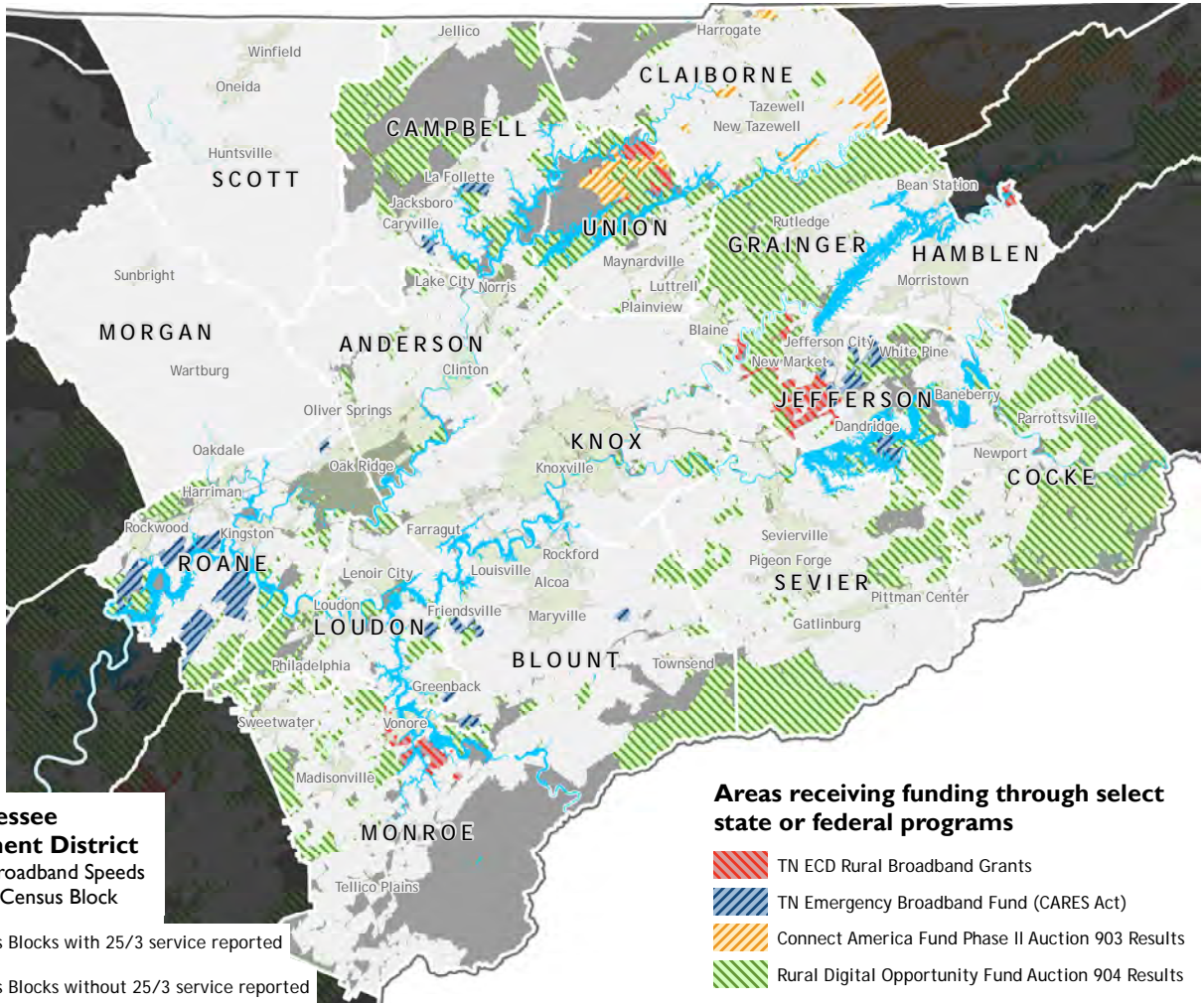
**Southeast Tennessee Development District**  
Residential Broadband Speeds Reported by Census Block

- Census Blocks with 25/3 service reported
- Census Blocks without 25/3 service reported

**Areas receiving funding through select state or federal programs**

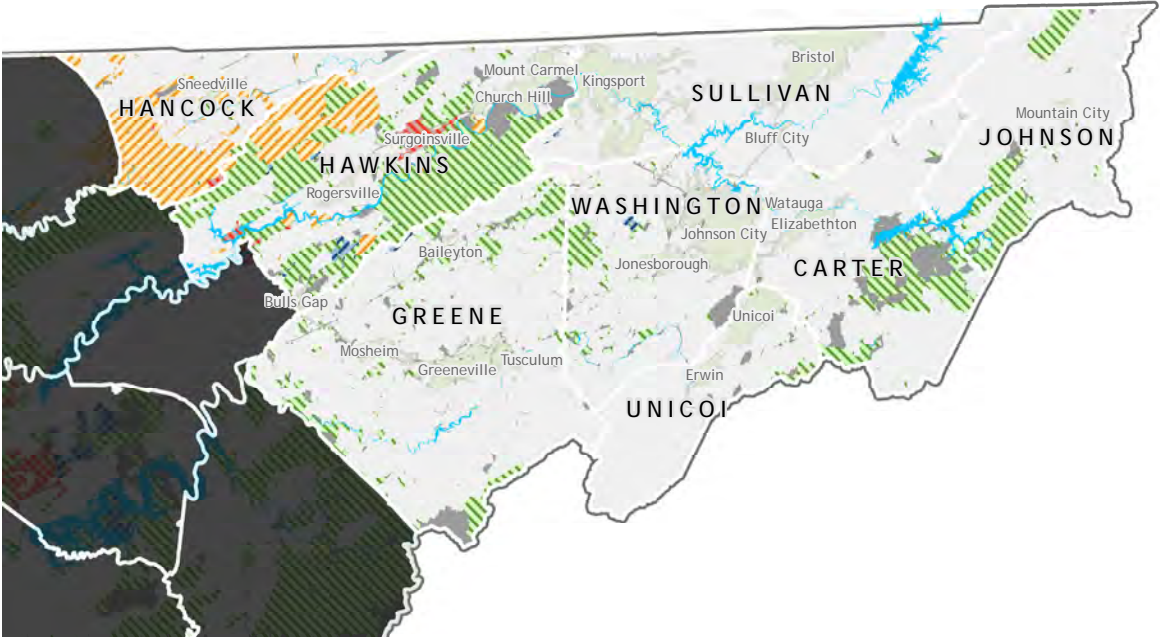
- TN ECD Rural Broadband Grants
- TN Emergency Broadband Fund (CARES Act)
- Connect America Fund Phase II Auction 903 Results
- Rural Digital Opportunity Fund Auction 904 Results

## Areas in Tennessee Receiving Funding for Broadband Coverage Expansions Through Select State or Federal Programs (continued)





## Areas in Tennessee Receiving Funding for Broadband Coverage Expansions Through Select State or Federal Programs (continued)



**First Tennessee Development District**  
 Residential Broadband Speeds Reported by Census Block

- Census Blocks with 25/3 service reported
- Census Blocks without 25/3 service reported

**Areas receiving funding through select state or federal programs**

- TN ECD Rural Broadband Grants
- TN Emergency Broadband Fund (CARES Act)
- Connect America Fund Phase II Auction 903 Results
- Rural Digital Opportunity Fund Auction 904 Results

Source: Maps are product of TACIR staff analysis based on FCC data and project areas provided by ECD.