

# NHBS MSM 2017 Fact Sheet

## Memphis, Tennessee



### What is NHBS?

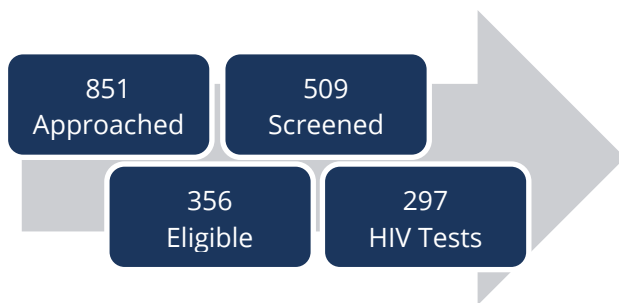
The Centers for Disease Control and Prevention (CDC) started the National HIV Behavioral Surveillance (NHBS) system in 2003 to understand HIV risk behaviors among groups at risk for HIV infection. Over 20 cities take part in NHBS in the United States.

Each year or “cycle”, NHBS activities focus on one of three populations: men who have sex with men (“MSM”), heterosexually-active adults (“HET”), and people who inject drugs (“IDU” or “PWID”). A single cycle is repeated every three years.

The Tennessee Department of Health contracts with the Shelby County Health Department to perform NHBS activities within the Memphis metropolitan statistical area (MSA). Memphis’ project is locally called TRUST Memphis.

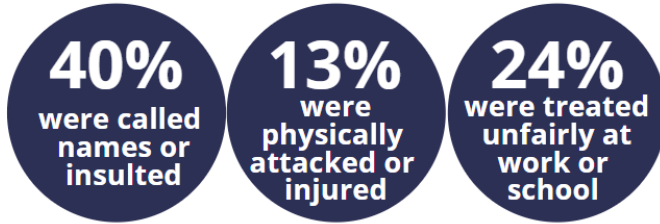
### How were data collected for MSM 2017?

Between August and December 2017, NHBS staff went to 48 events in the Memphis MSA with a high number of MSM attendees. Men were approached and those who were at least 18 years old, cisgender, and ever had oral or anal sex with a man were invited to participate.



Participant demographics characteristics, total=356	
Characteristic	Number (%)
<b>Age (years)</b>	
18-24	102 (28.7)
25-34	136 (38.2)
35-44	49 (13.8)
45+	69 (19.4)
<b>Race/ethnicity</b>	
Non-Hispanic Black	283 (79.5)
Non-Hispanic White	55 (15.4)
Hispanic, any race	14 (3.9)
Non-Hispanic Other	4 (1.1)
<b>Sexual identity</b>	
Heterosexual	6 (1.7)
Bisexual	85 (23.9)
Homosexual	263 (73.9)
Unknown	2 (0.6)
<b>Level of education</b>	
High school, GED or less	139 (39.0)
Some college	148 (41.6)
College graduate or higher	69 (19.4)
<b>Federal poverty level (FPL)</b>	
< 100% FPL	118 (33.1)
100-199% FPL	86 (24.2)
> 200% FPL	147 (41.3)
Unknown	5 (1.4)
<b>Health care coverage</b>	
Not covered	93 (26.1)
Private insurance	151 (42.4)
Medicaid/Medicare	78 (21.9)
<b>Homeless in past 12 months</b>	
Yes	30 (8.4)
No	326 (91.6)
<b>Currently unemployed</b>	
Yes	65 (18.3)
No	291 (81.7)

**Among MSM 2017 participants**



because of known or perceived sexuality

<b>Sexual and other health behaviors the past 12 months, total=356</b>	
<b>Characteristic</b>	<b>Number (%)</b>
Condomless male-male anal sex	187 (52.5)
More than three male sex partners	155 (43.5)
Sex exchange	46 (12.9)
Injection drug use	3 (0.8)
Non-injection drug use	144 (40.4)
Methamphetamine or poppers use	26 (7.3)

<b>Health care access and HIV testing, total=356</b>	
<b>Characteristic</b>	<b>Number (%)</b>
Had health insurance	263 (73.9)
Saw a health care provider*	306 (86.0)
Had regular source of primary care	301 (84.6)
Offered HIV test at doctor's office*	195 (54.8)
Had an HIV test*	199 (76.5 <sup>†</sup> )
"Out" to provider as MSM	278 (78.1)

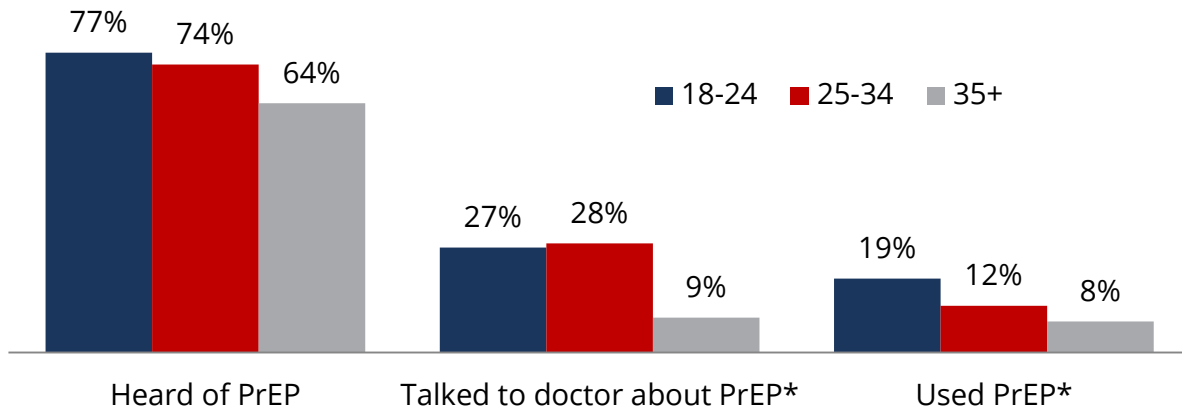
**Questions?**

**Monica Kent**  
Program Director  
Monica.Kent@tn.gov  
901-348-3970

**Tennessee Department of Health**  
HIV, Sexually Transmitted Disease, Viral Hepatitis  
710 James Robertson Parkway  
Nashville, TN 37214

**Additional Resources:**  
[CDC.gov/HIV/statistics/systems/NHBS](http://CDC.gov/HIV/statistics/systems/NHBS)  
[tinyurl.com/TDHHIVSurveillance](http://tinyurl.com/TDHHIVSurveillance)

**PrEP awareness and use by age (years)**



\*In the past 12 months

†Among persons who did not self-report living with HIV