



BEST FOR
ALL

We will set all students on a path to success.

**Proposed State Performance Plan
(SPP)/Annual Performance Report
(APR) Targets for Indicator 5:
Education Environments
(Ages 5 in Kindergarten through 21)**



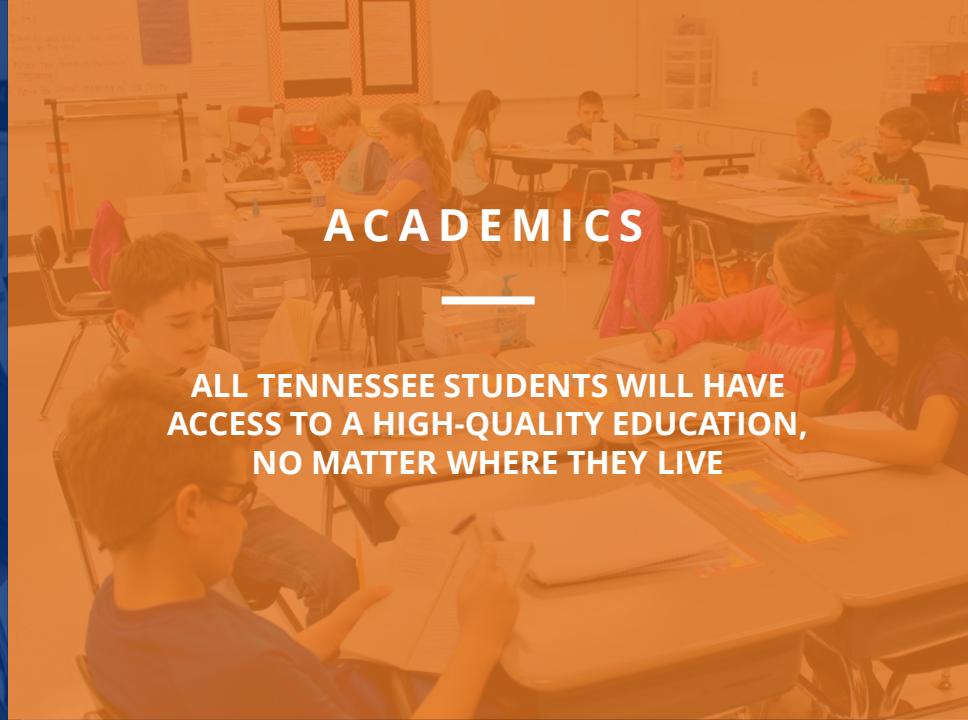
BEST FOR ALL

We will set all students on a path to success.



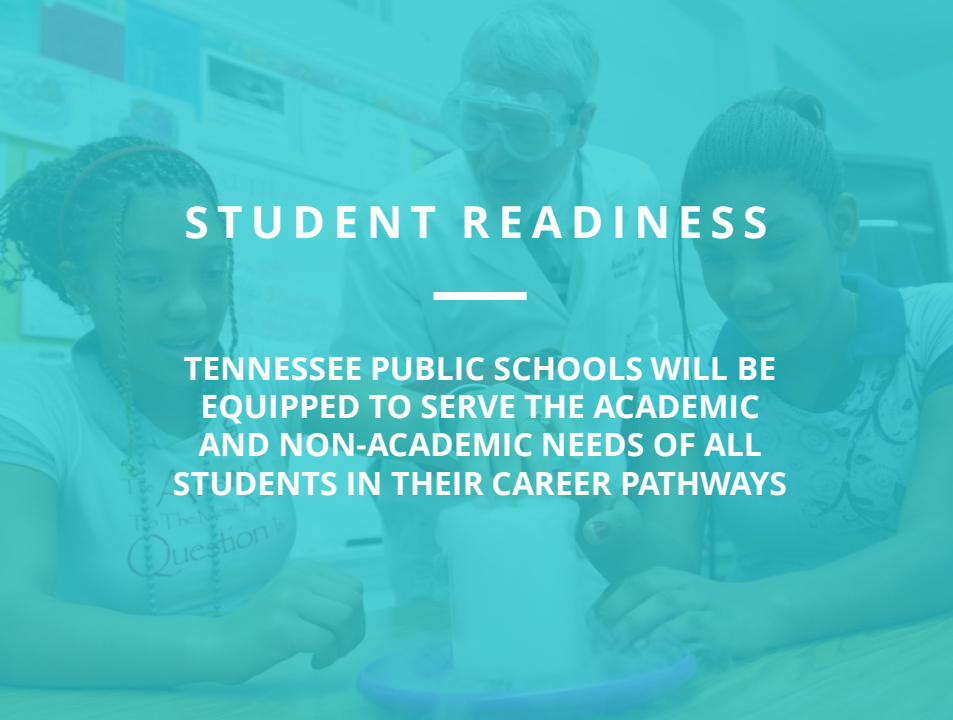
ACADEMICS

ALL TENNESSEE STUDENTS WILL HAVE ACCESS TO A HIGH-QUALITY EDUCATION, NO MATTER WHERE THEY LIVE



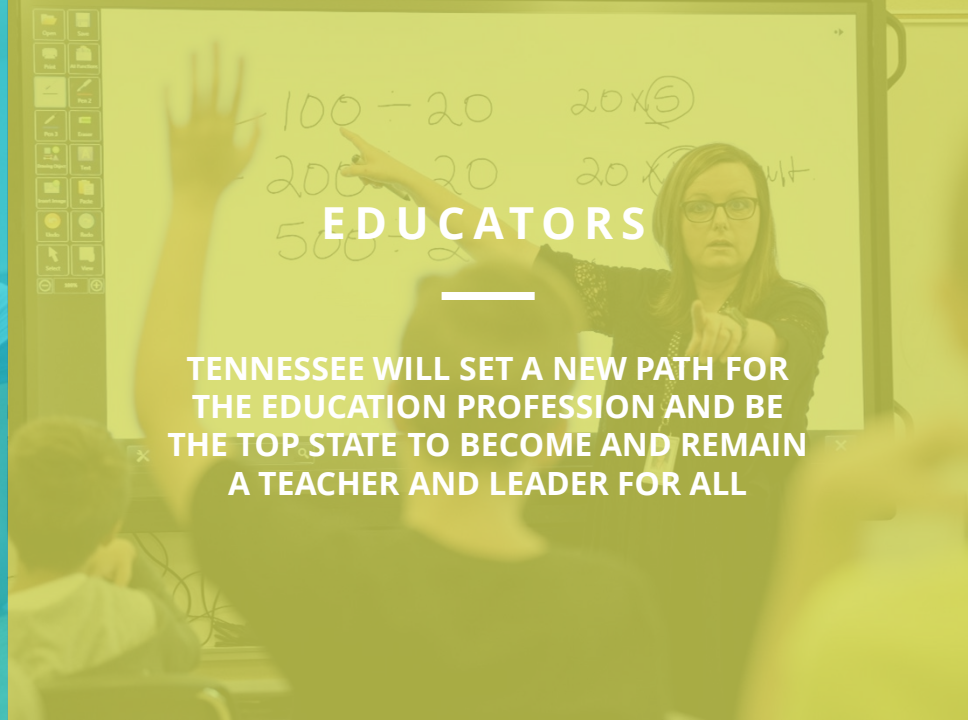
STUDENT READINESS

TENNESSEE PUBLIC SCHOOLS WILL BE EQUIPPED TO SERVE THE ACADEMIC AND NON-ACADEMIC NEEDS OF ALL STUDENTS IN THEIR CAREER PATHWAYS



EDUCATORS

TENNESSEE WILL SET A NEW PATH FOR THE EDUCATION PROFESSION AND BE THE TOP STATE TO BECOME AND REMAIN A TEACHER AND LEADER FOR ALL



Agenda



- SPP/APR Context
- Indicator Summary
- Proposed Targets
- Stakeholder Feedback



State Performance Plan (SPP)



Under the Individuals with Disabilities Education Act (IDEA) of 2004, each state is required to annually develop a performance plan evaluating the state's implementation of special education.

- The SPP describes how the state will improve implementation of special education.
- The SPP contains rigorous targets for 17 compliance-based and results-based indicators of performance.
- Targets for these indicators are collaboratively set by the department and stakeholder groups.

Annual Performance Report (APR)



The APR is submitted annually by states to the U.S. Department of Education and details progress toward meeting SPP targets for each indicator.

- The APR includes state data and explanations of data, if necessary.
- The federal fiscal year (FFY) 2020 APR (reporting on the 2020-21 school year), will be submitted on February 1, 2022.
- Tennessee’s SPPs/APRs are available [here](#) under the “Statewide Annual Performance Reports” tab.

Indicator 5: Education Environment

(Ages 5 in Kindergarten through 21)

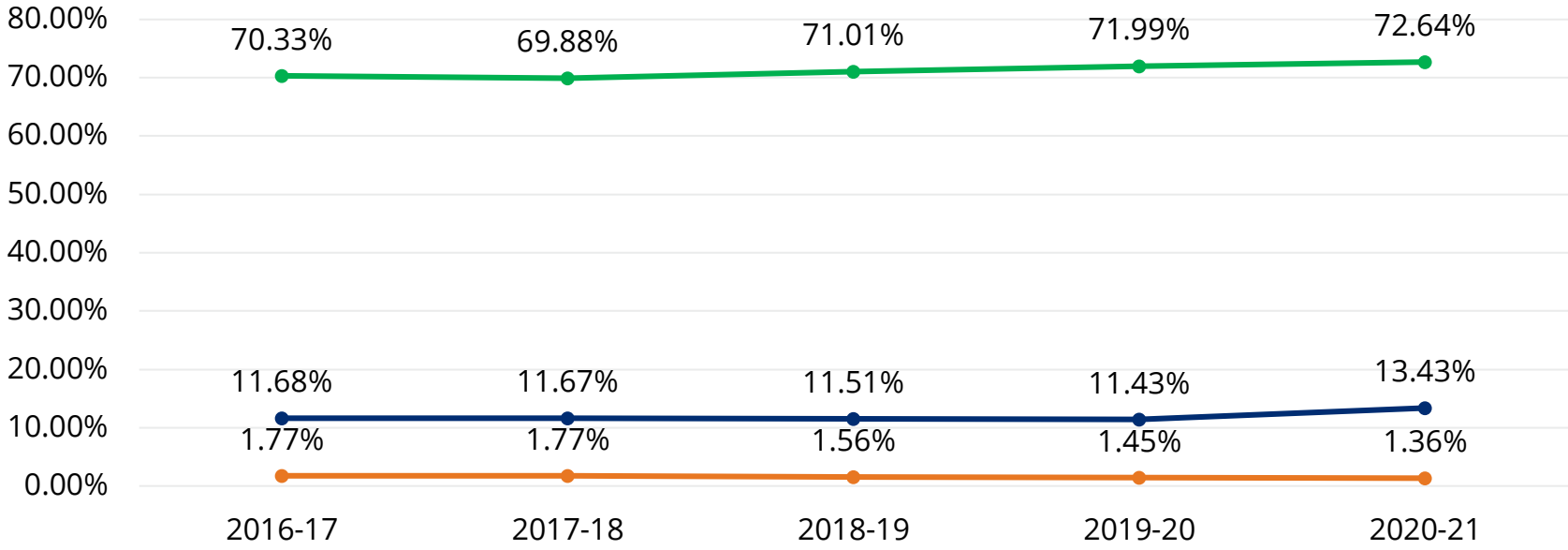


- The percent of children with IEPs ages 5 in kindergarten through 21 who are served in each of the following environments:
 - A. Regular class 80% or more of the day;
 - B. Regular class less than 40% of the day;
 - C. A separate school, residential facility, or homebound/hospital placement.
- Data Source: Statewide IEP Management System (EDPlan/EasyIEP)

Overall Five-Year Trends



Percent of Children with IEPs Ages 5 in Kindergarten through 21 Not in Kindergarten by Education Environment (by APR year)



- 5A: Regular Class 80% or More
- 5B: Regular Class Less Than 40%
- 5C: Separate School, Residential Facility, or Homebound/Hospital

Proposed Targets: Indicator 5A



Tennessee's baseline data, which serves as the starting point for the targets, is from the 2020-21 APR year. The proposal for Indicator 5A is a **one standard deviation* annual increase (+1.14% per year)**:

Baseline (2020-21)	2021-22	2022-23	2023-24	2024-25	2025-26
72.64%	73.78%	74.92%	76.06%	77.20%	78.34%

*A standard deviation is a measure of how spread out the data are from the average.

Proposed Targets: Indicator 5B



Tennessee's baseline data, which serves as the starting point for the targets, is from the 2020-21 APR year. The proposal for Indicator 5B is a **one standard deviation* annual decrease (-0.84% per year)**:

Baseline (2020-21)	2021-22	2022-23	2023-24	2024-25	2025-26
13.43%	12.59%	11.75%	10.91%	10.07%	9.23%

*A standard deviation is a measure of how spread out the data are from the average.

Proposed Targets: Indicator 5C



Tennessee's baseline data, which serves as the starting point for the targets, is from the 2020-21 APR year. The proposal for Indicator 5C is a **one standard deviation* annual decrease (-0.19% per year)**:

Baseline (2020-21)	2021-22	2022-23	2023-24	2024-25	2025-26
1.36%	1.17%	0.98%	0.79%	0.60%	0.41%

*A standard deviation is a measure of how spread out the data are from the average.

Stakeholder Feedback



https://stateoftennessee.formstack.com/forms/indicator_5_target_setting_feedback

