



**BEST** FOR  
**ALL**

We will set all students on a path to success.

**Proposed State Performance Plan  
(SPP)/Annual Performance Report  
(APR) Targets for Indicator 16:  
Mediation**



# BEST FOR ALL

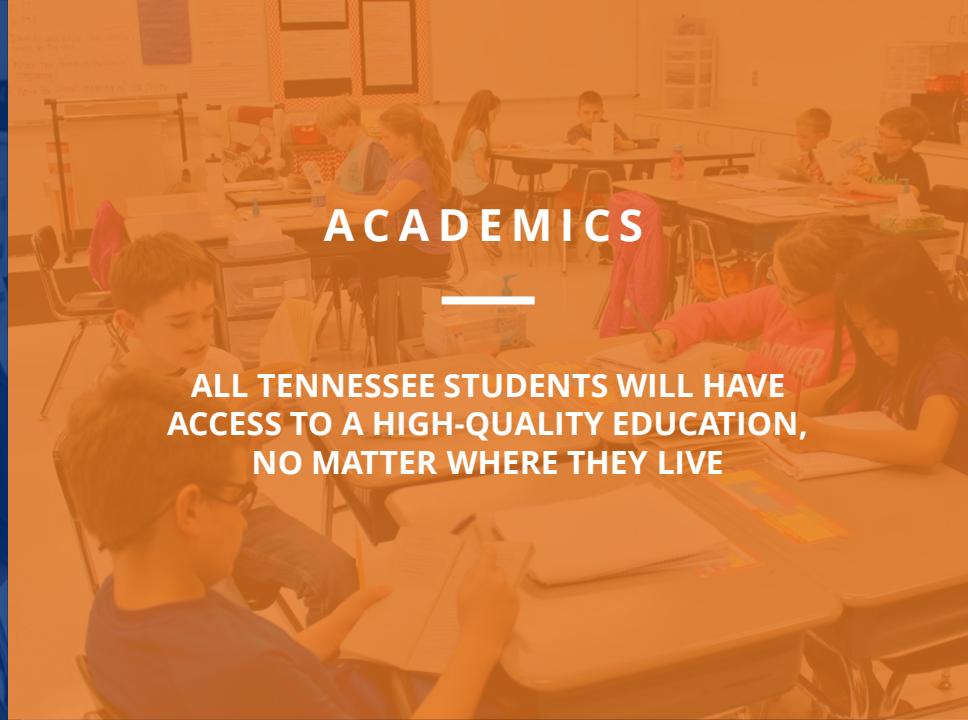
We will set all students on a path to success.



## ACADEMICS

---

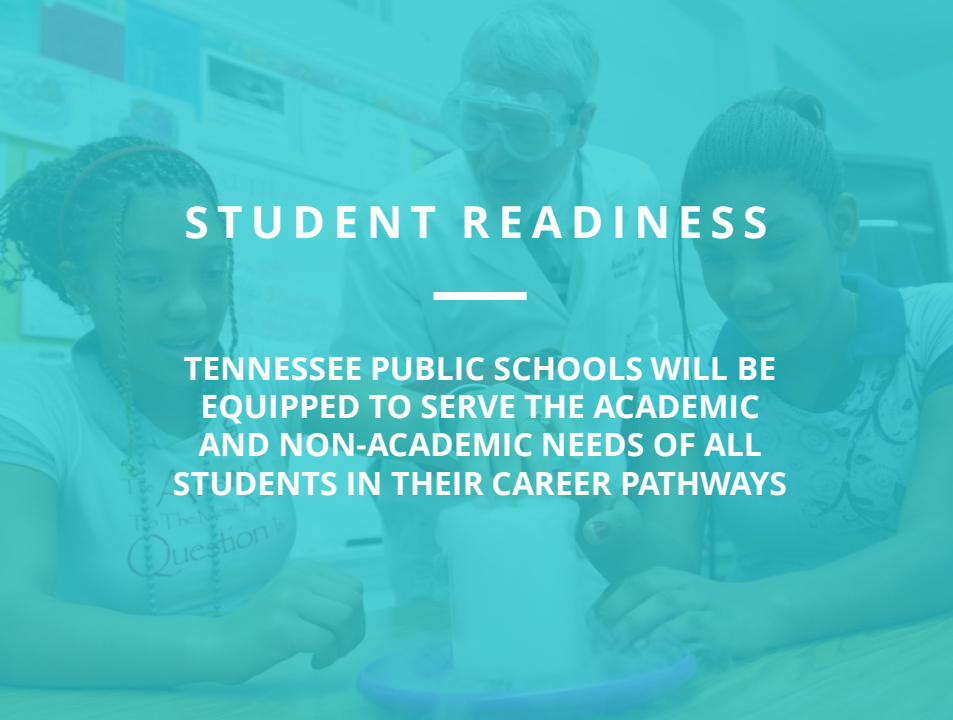
ALL TENNESSEE STUDENTS WILL HAVE ACCESS TO A HIGH-QUALITY EDUCATION, NO MATTER WHERE THEY LIVE



## STUDENT READINESS

---

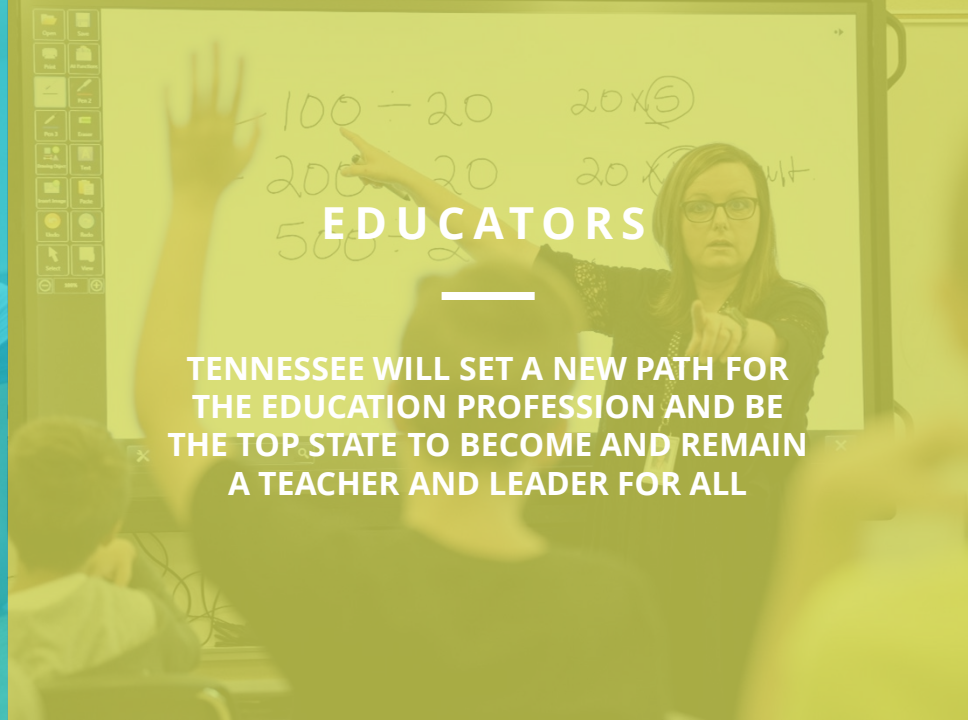
TENNESSEE PUBLIC SCHOOLS WILL BE EQUIPPED TO SERVE THE ACADEMIC AND NON-ACADEMIC NEEDS OF ALL STUDENTS IN THEIR CAREER PATHWAYS



## EDUCATORS

---

TENNESSEE WILL SET A NEW PATH FOR THE EDUCATION PROFESSION AND BE THE TOP STATE TO BECOME AND REMAIN A TEACHER AND LEADER FOR ALL



# Agenda



- SPP/APR Context
- Indicator Summary
- Proposed Targets
- Stakeholder Feedback



# State Performance Plan (SPP)



Under the Individuals with Disabilities Education Act (IDEA) of 2004, each state is required to annually develop a performance plan evaluating the state's implementation of special education.

- The SPP describes how the state will improve implementation of special education.
- The SPP contains rigorous targets for 17 compliance-based and results-based indicators of performance.
- Targets for these indicators are collaboratively set by the department and stakeholder groups.

# Annual Performance Report (APR)



The APR is submitted annually by states to the U.S. Department of Education and details progress toward meeting SPP targets for each indicator.

- The APR includes state data and explanations of data, if necessary.
- The federal fiscal year (FFY) 2020 APR (reporting on the 2020-21 school year), will be submitted on February 1, 2022.
- Tennessee’s SPPs/APRs are available [here](#) under the “Statewide Annual Performance Reports” tab.

# Indicator 15: Mediation



- Percent of mediations held that resulted in mediation agreements.
- Data Source: Data collected by the Tennessee Department of Education's (TDOE's) Office of General Counsel (OGC).

Numerator = Number of mediation agreements related and not related to due process complaints.

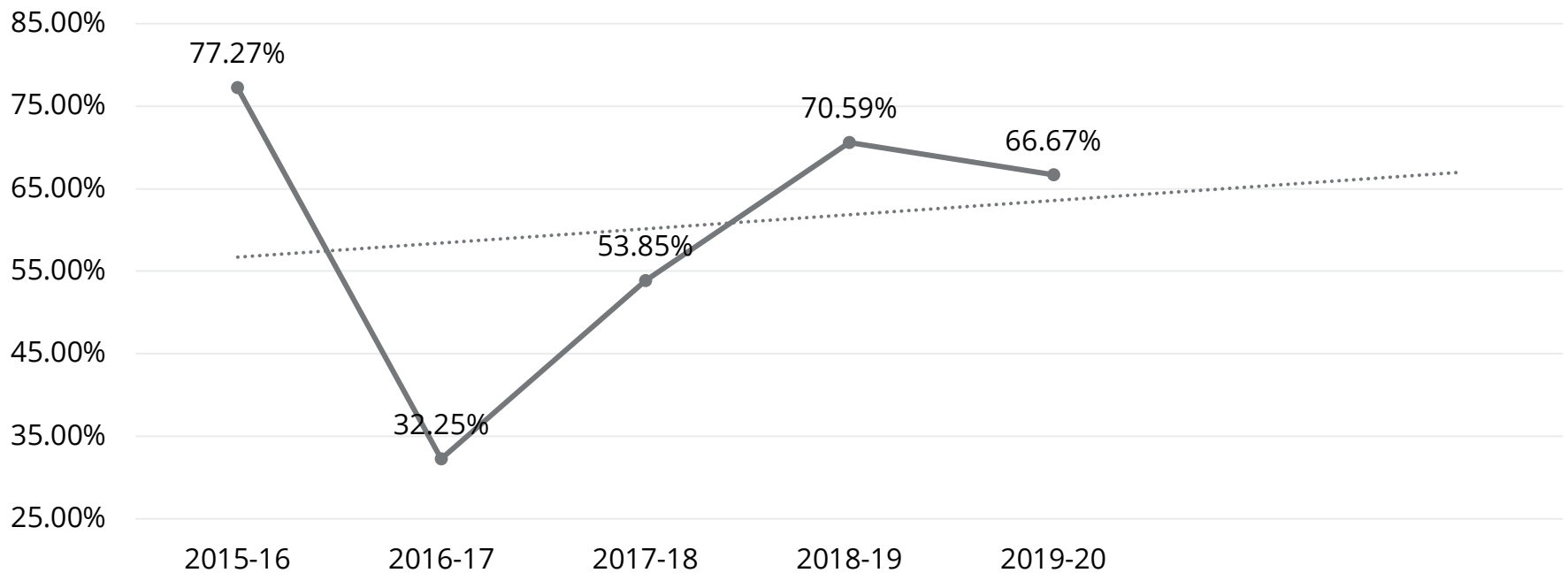
---

Denominator = Number of mediations held.

# Overall Five-Year Trend



Percent of Mediations That Resulted  
in Mediation Agreements  
(by APR Year)





# Proposed Targets



The proposal, based on the last five years of data, is to **maintain a rate within the 65% and 75% range:**

Baseline (2005-06)	2020-21	2021-22	2022-23	2023-24	2024-25	2025-26
56.00%	<b>65-75%</b>	<b>65-75%</b>	<b>65-75%</b>	<b>65-75%</b>	<b>65-75%</b>	<b>65-75%</b>

\*A standard deviation is a measure of how spread out the data are from the average.



# Stakeholder Feedback



[https://stateoftennessee.formstack.com/forms/indicator\\_16\\_target\\_setting\\_feedback](https://stateoftennessee.formstack.com/forms/indicator_16_target_setting_feedback)

