



BEST FOR
ALL

We will set all students on a path to success.

**Proposed State Performance Plan
(SPP)/Annual Performance Report
(APR) Targets for Indicator 14:
Post-School Outcomes**



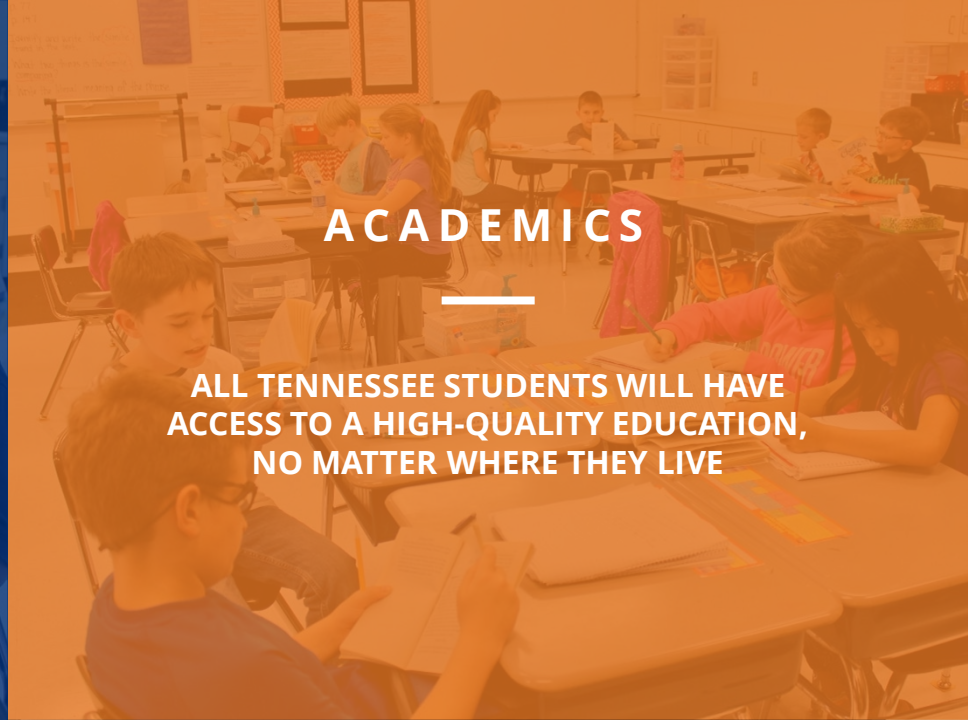
BEST FOR ALL

We will set all students on a path to success.



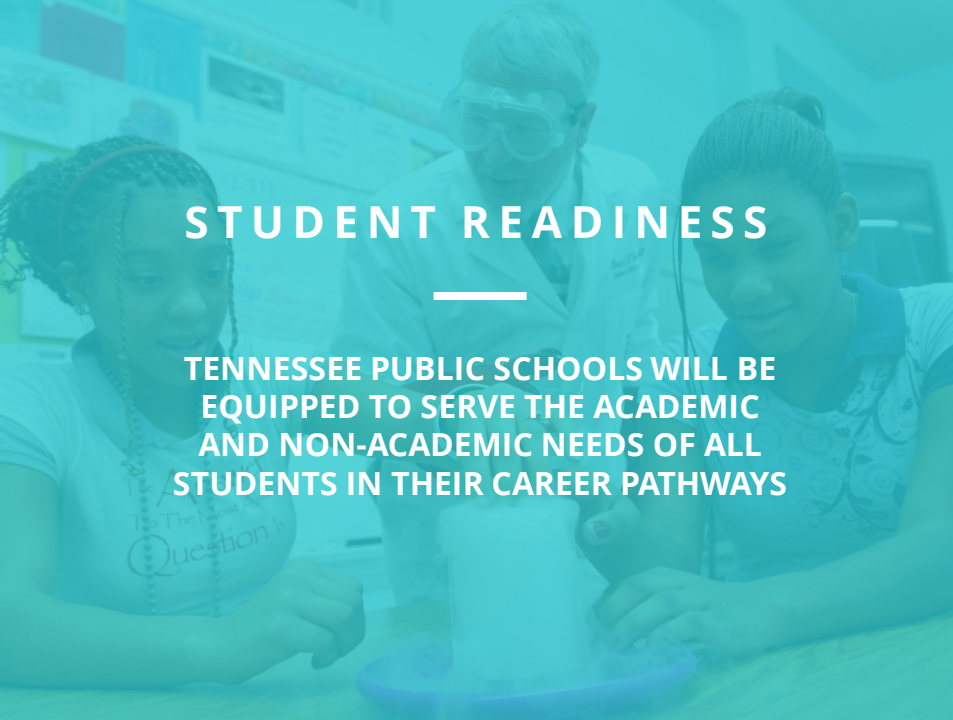
ACADEMICS

ALL TENNESSEE STUDENTS WILL HAVE ACCESS TO A HIGH-QUALITY EDUCATION, NO MATTER WHERE THEY LIVE



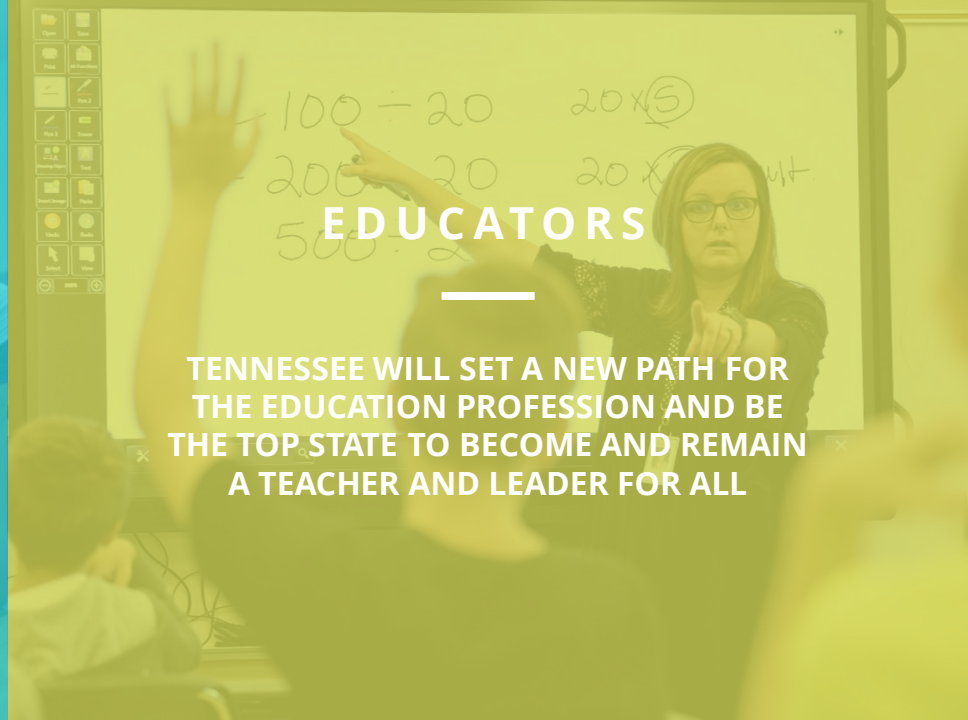
STUDENT READINESS

TENNESSEE PUBLIC SCHOOLS WILL BE EQUIPPED TO SERVE THE ACADEMIC AND NON-ACADEMIC NEEDS OF ALL STUDENTS IN THEIR CAREER PATHWAYS



EDUCATORS

TENNESSEE WILL SET A NEW PATH FOR THE EDUCATION PROFESSION AND BE THE TOP STATE TO BECOME AND REMAIN A TEACHER AND LEADER FOR ALL



Agenda



- SPP/APR Context
- Indicator Summary
- Proposed Targets
- Stakeholder Feedback



State Performance Plan (SPP)



Under the Individuals with Disabilities Education Act (IDEA) of 2004, each state is required to annually develop a performance plan evaluating the state's implementation of special education.

- The SPP describes how the state will improve implementation of special education.
- The SPP contains rigorous targets for 17 compliance-based and results-based indicators of performance.
- Targets for these indicators are collaboratively set by the department and stakeholder groups.

Annual Performance Report (APR)



The APR is submitted annually by states to the U.S. Department of Education and details progress toward meeting SPP targets for each indicator.

- The APR includes state data and explanations of data, if necessary.
- The federal fiscal year (FFY) 2020 APR (reporting on the 2020-21 school year), will be submitted on February 1, 2022.
- Tennessee’s SPPs/APRs are available [here](#) under the “Statewide Annual Performance Reports” tab.

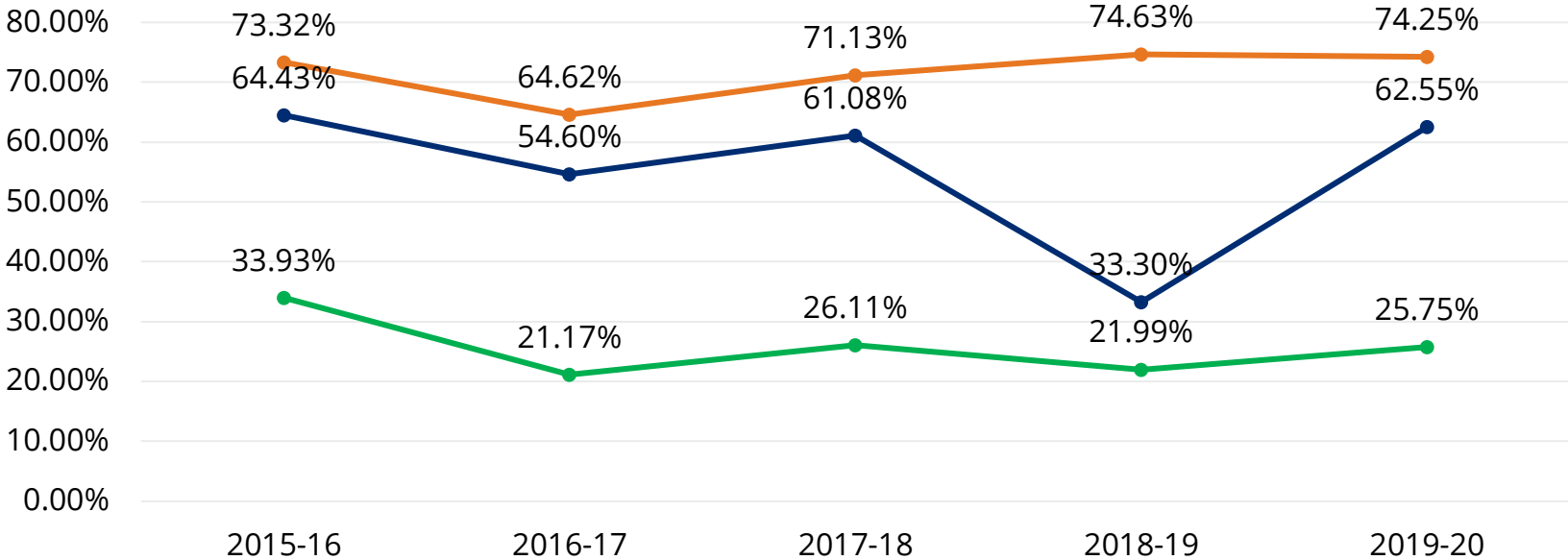
Indicator 14: Post-School Outcomes



- Percent of youth who are no longer in secondary school, had IEPs in effect at the time they left school, and were:
 - A. Enrolled in higher education within one year of leaving high school;
 - B. Enrolled in higher education or competitively employed within one year of leaving high school; or
 - C. Enrolled in higher education or some other postsecondary education or training program, or competitively employed or in some other employment within one year of leaving high school.
- Data Source: Student survey administered by the Tennessee Department of Education (TDOE) and East Tennessee State University (ETSU).

Overall Five-Year Trends

Percent of Youth by Post-School Outcomes (by APR year)



- Indicator 14A: Enrolled in Higher Education Within One Year of Leaving High School
- Indicator 14B: Enrolled in Higher Education or Competitively Employed Within One Year of Leaving High School
- Indicator 14C: Enrolled in Higher Education/Postsecondary Education, Competitively Employed, or Other Employment Within One Year of Leaving High School

Proposed Targets: Indicator 14A



The proposal for Indicator 14A is an **annual average increase of +1.17%***, starting with 2019-20 data:

Baseline (2009-10)	2019-20	2020-21	2021-22	2022-23	2023-24	2024-25	2025-26
22.00%	25.75%	26.92%	28.09%	29.26%	30.43%	31.60%	32.77%

*Annual average increase estimated using a forecast model.

Proposed Targets: Indicator 14B



The proposal for Indicator 14B is an **annual average increase of +1.13%***, starting with 2019-20 data:

Baseline (2009-10)	2019-20	2020-21	2021-22	2022-23	2023-24	2024-25	2025-26
57.00%	62.55%	63.68%	64.81%	65.94%	67.07%	68.20%	69.33%

*Annual average increase estimated using a forecast model.

Proposed Targets: Indicator 14C



The proposal for Indicator 14A is an **annual average increase of +0.53%***, starting with 2019-20 data:

Baseline (2009-10)	2019-20	2020-21	2021-22	2022-23	2023-24	2024-25	2025-26
65.00%	74.25%	74.78%	75.31%	75.84%	76.37%	76.90%	77.43%

*Annual average increase estimated using a forecast model.

Stakeholder Feedback



https://stateoftennessee.formstack.com/forms/indicator_14_target_setting_feedback

