



ANNUAL REPORT



FY 2019 Quality of kerosene and motor fuel in Tennessee
Tennessee Department of Agriculture — **Charles Hatcher, Commissioner**
In Fulfillment of the Requirements of TCA 47-18-1310

FY 18-19 Annual Report on the Quality of Kerosene and Motor Fuel in Tennessee

Executive Summary

The Kerosene and Motor Fuels Quality Inspection Act, T.C.A. 47-18-1301 et seq., was signed into law in 1989. Under this law, the Commissioner of Agriculture is charged with establishing and administering a fuel quality inspection program to ensure that kerosene and motor fuels conveyed for consumption in Tennessee are labeled and posted in accordance with federal and state law, and meet applicable standards established by ASTM International, formerly the American Society for Testing and Materials. This law was created in response to a 1988 statewide survey of fuel quality in Tennessee conducted by the Department of Agriculture. In this survey, approximately 30 percent of the samples tested failed to meet either the labeled declarations or the minimum ASTM standards.

The program implementation proved to be very successful. Within two years of administering the Act, the overall fuel compliance rate increased to more than 95 percent—a dramatic change from the results of the pre-program survey and the first year of implementation. This is demonstrated in the graph located within this report titled Annual Sample Violation Summary. When viewing this graph, note the spike in violations beginning in FY 2008 through FY 2010. This spike represents the introduction of alternative fuels into the Tennessee market. The majority of the increases in violations can be attributed to fuel dispenser labeling requirements. Tennessee rules require that fuels containing oxygenated compounds, such as ethanol, be labeled as such for consumer information.

The conclusion of FY 2019 marked the 30th anniversary since the enactment of the Kerosene and Motor Fuels Quality Inspection Act. Since the original rule filing in 1990, the Department's regulations have been updated, amended, and modified numerous times to reflect the efforts taken to remain timely and relevant with the evolving marketplace. Tennessee has also taken an active role in the development of standards and model regulations to ensure that our values are reflected in nationally adopted practices and that high quality is consistent across state lines.

The Department of Agriculture strives to provide the highest level of customer service to the citizens of Tennessee. After 30 successful years of guaranteeing the quality of fuels for our citizens, we recognize that continued service is not contented with our past success but focuses forward to anticipate inevitable changes. Our involvement at the national level and the knowledge we gain from our own investigations keep us alert and proactive in addressing these emerging trends. The provisions granted by the Kerosene and Motor Fuels Quality Inspection Act give us the confidence that we can continue to ensure quality now and for many years to come.



Charlie Hatcher, D.V.M.
Commissioner
Tennessee Department of Agriculture



**ANNUAL REPORT ON THE QUALITY OF
KEROSENE AND MOTOR FUEL IN TENNESSEE**

TABLE OF CONTENTS

- I. Effectiveness of Program**
 - a. Violation % Graphs**
 - b. State Wide Violation Graph**
 - c. Gasoline, Diesel, Kerosene Trend Graph**

- II. Consumer Complaints Summary**

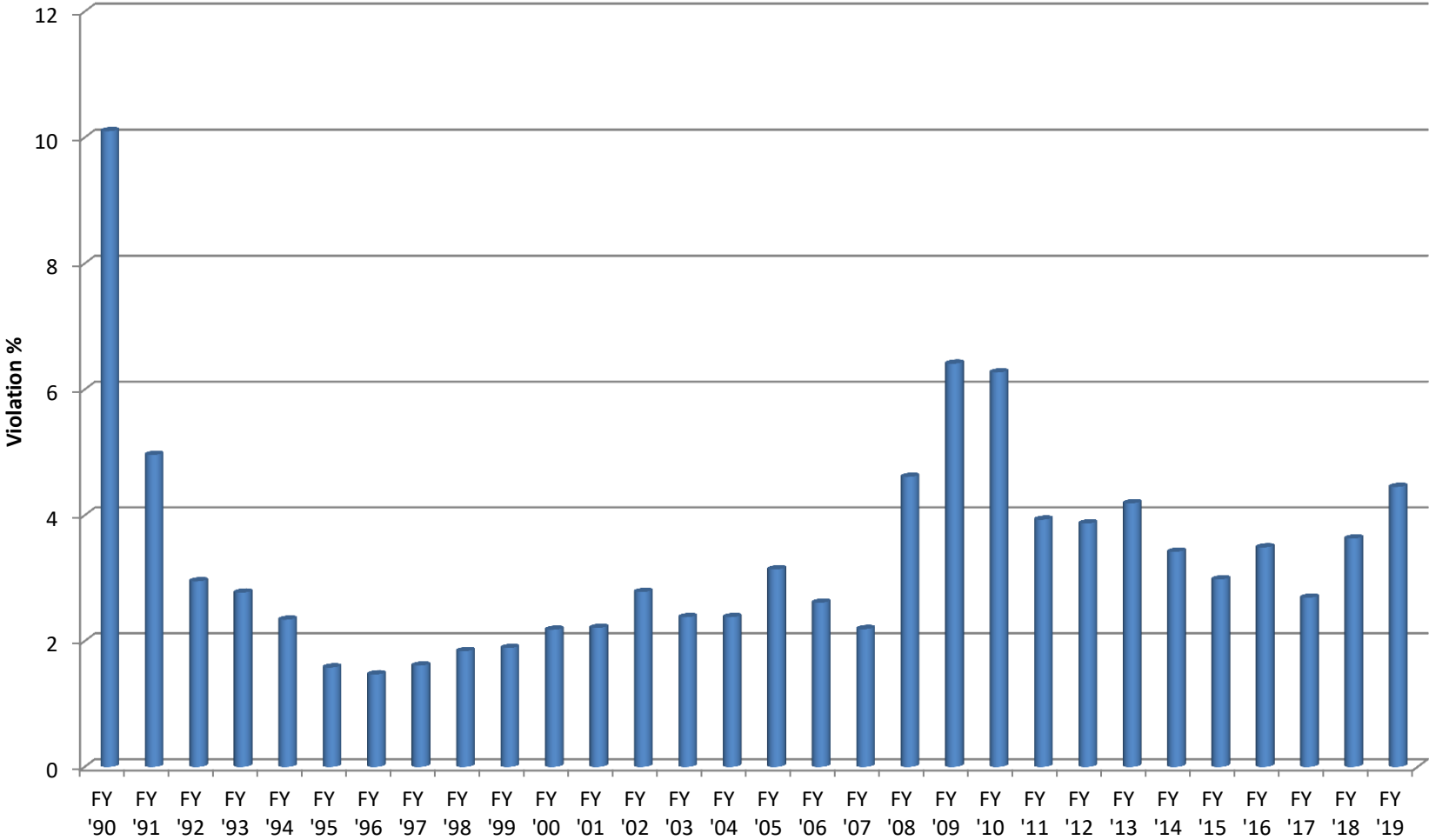
- III. Inspection Data**
 - a. State Wide Summary**
 - b. TN Region Summary**
 - c. Business Type Summary**
 - d. Inspection Type Summary**
 - e. County Distribution Data**

- IV. Enforcement Summary**

TENNESSEE DEPARTMENT OF AGRICULTURE

Annual Sample Violation Summary

All Regulated Products Tested



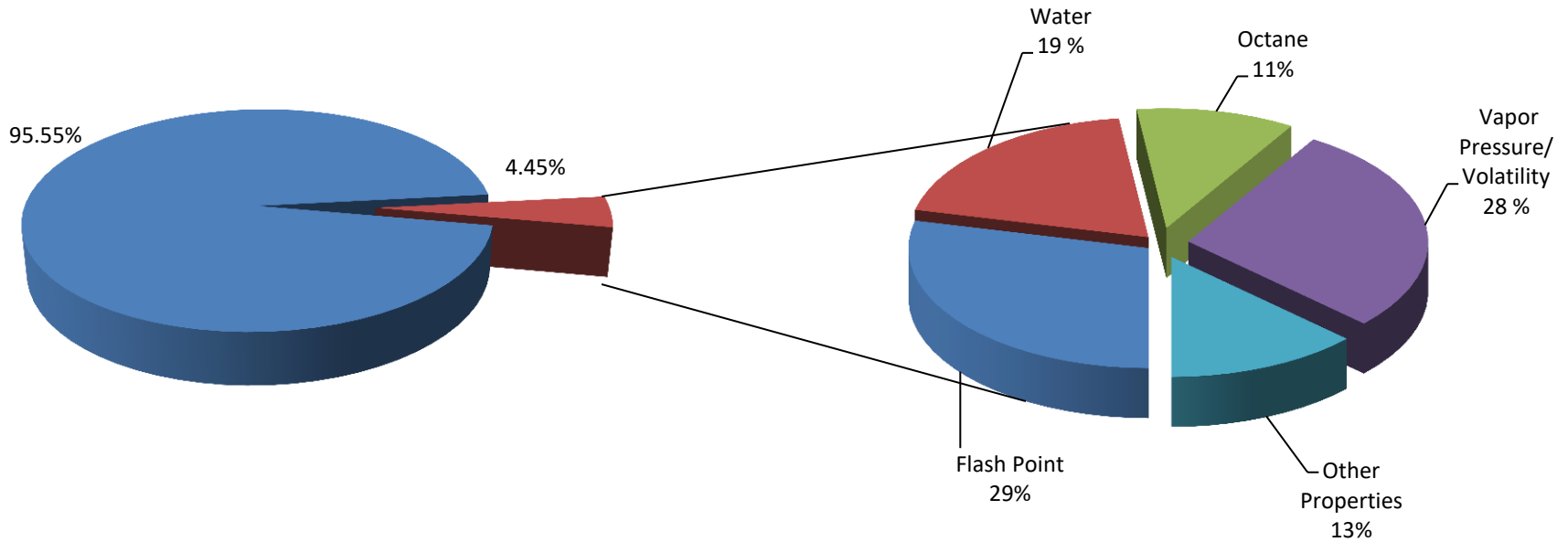
EFFECTIVENESS OF PROGRAM
Consumer & Industry Services

TENNESSEE DEPARTMENT OF AGRICULTURE

State Wide Violation Summary

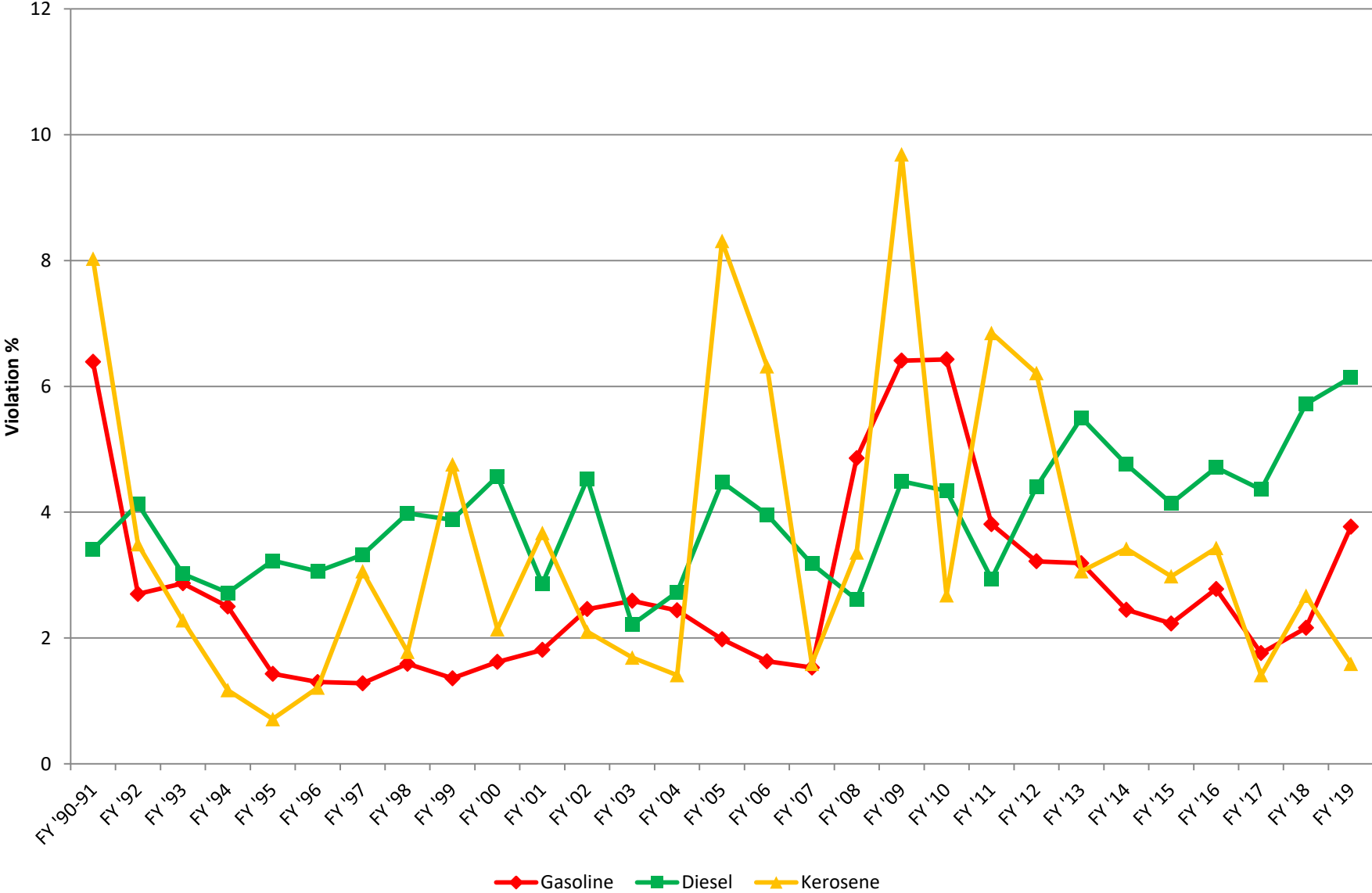
Violation Breakdown

July 1, 2018 – June 30, 2019



TENNESSEE DEPARTMENT OF AGRICULTURE

Gasoline, Diesel, Kerosene Breakout





MOTOR FUEL QUALITY PROGRAM
SUMMARY OF CONSUMER COMPLAINTS
Received from 7/1/2018 to 6/30/2019

TOTAL # OF COMPLAINTS EVALUATED IN TIME FRAME: 159

Category Breakdown of Complaints:

Fuel – Engine Failure – Complete	77
Fuel – Engine Hesitation	52
Fuel – Engine Start	9
Fuel – Other	9
Fuel – Engine Stall	5
Fuel – Engine Knock	4
Fuel – Engine Economy/Mileage	3

The Department maintains a 24-hour toll free hotline (1-800-OCTANE1) for Consumer Complaints. It is promoted through media publicity and dispenser decals applied by inspectors performing Weights and Measures activities.



**Tennessee Department Of
Agriculture**
Statewide Violation Analysis

Collected from 7/1/2018 to 6/30/2019

Product	Grade	Total Samples	Samples in Violation	%	Test Violation Total	Total Volume (Gallons)	Total In Violation
Aviation Gasoline							
	100LL	63	2	3.17%	2	659,690.00	2,573.00
	Subtotal:	63	2	3.17%	2	659,690.00	2,573.00
Biodiesel							
	1 BDBS S15	7	1	14.29%	1	3,281,211.00	20,527.00
	Subtotal:	7	1	14.29%	1	3,281,211.00	20,527.00
Denat. Fuel EtOH							
	E100	40	0	0.00%	0	17,928,128.00	0.00
	Subtotal:	40	0	0.00%	0	17,928,128.00	0.00
Diesel							
	No. 2D S15, Biodiesel <6%	2,224	131	5.89%	132	42,228,705.56	310,507.00
	No. 2D S15, Biodiesel 20%	6	5	83.33%	7	13,825.00	9,856.00
	No. 2D S15, Biodiesel 6-20%	16	2	12.50%	2	363,497.00	27,570.00
	Subtotal:	2,246	138	6.14%	141	42,606,027.56	347,933.00
Ethanol Flex Fuel							
	E51-83	116	13	11.21%	13	404,412.00	57,506.00
	Subtotal:	116	13	11.21%	13	404,412.00	57,506.00
Fuel Oils							
	No. 1 FO	1	0	0.00%	0	620.00	0.00
	Subtotal:	1	0	0.00%	0	620.00	0.00



**Tennessee Department Of
Agriculture**
Statewide Violation Analysis

Collected from 7/1/2018 to 6/30/2019

Gasoline

Mid Grade Unleaded	907	36	3.97%	41	2,691,336.70	82,803.00
Premium Unleaded	1,153	61	5.29%	95	13,628,548.64	307,720.00
Regular Unleaded	2,665	81	3.04%	127	52,146,102.70	339,743.00
Subtotal:	4,725	178	3.77%	263	68,465,988.03	730,266.00

Gasoline
Blend Stock

Premium Blend Stock	33	1	3.03%	3	11,034,383.00	126,756.00
Regular Blend Stock	33	0	0.00%	0	37,684,577.00	0.00
Subtotal:	66	1	1.52%	3	48,718,960.00	126,756.00

Jet Fuel

JA	18	0	0.00%	0	3,689,239.00	0.00
Subtotal:	18	0	0.00%	0	3,689,239.00	0.00

Kerosene

No. 1 K	315	5	1.59%	6	1,606,438.00	5,645.00
Subtotal:	315	5	1.59%	6	1,606,438.00	5,645.00

LPG

Commercial Propane	1	0	0.00%	0	19,200.00	0.00
Subtotal:	1	0	0.00%	0	19,200.00	0.00

GRAND TOTAL: 7,598 338 4.45% 429 187,379,913.59 1,291,206.00



**Tennessee Department Of
Agriculture**
Statewide Violation Analysis

Collected from 7/1/2018 to 6/30/2019

Test Violation Detail Listing

123	Flash Point	28.67%
67	Vapor-Liquid Ratio	15.62%
50	Vapor Pressure	11.66%
46	Antiknock Index	10.72%
34	Phase Separation	7.93%
34	Workmanship	7.93%
10	Biodiesel Content	2.33%
9	Total Oxygen	2.10%
8	Water & Sediment	1.86%
7	Water	1.63%
6	Motor Octane Number	1.40%
6	Distillation E.P.	1.40%
5	Distillation 10%	1.17%
4	Methanol (5501)	0.93%
4	Ethanol	0.93%
4	Distillation 50%	0.93%
3	Saybolt Color	0.70%
2	Driveability Index	0.47%
2	Sulfur	0.47%
2	Distillation 90%	0.47%
1	Cetane Number	0.23%
1	Gum Content - Unwashed	0.23%
1	Distillation 10%+50%	0.23%
429	Total	100%



**Tennessee Department Of
Agriculture**

Region Violation Analysis

Collected from 7/1/2018 to 6/30/2019

District	Product Grade	Total Samples	Samples in Violation	% Violation	Test Total	Total Volume (Gallons)	Total In Violation
East							
Aviation Gasoline							
	100LL	16	0	0.00%	0	60,738.00	0.00
	Subtotal:	16	0	0.00%	0	60,738.00	0.00
Biodiesel							
	1 BDDBS S15	2	0	0.00%	0	399,252.00	0.00
	Subtotal:	2	0	0.00%	0	399,252.00	0.00
Denat. Fuel EtOH							
	E100	20	0	0.00%	0	7,868,813.00	0.00
	Subtotal:	20	0	0.00%	0	7,868,813.00	0.00
Diesel							
	No. 2D S15, Biodiesel <6%	695	25	3.60%	25	21,898,321.00	54,619.00
	No. 2D S15, Biodiesel 20%	2	2	100.00%	4	5,128.00	5,128.00
	No. 2D S15, Biodiesel 6- 20%	1	0	0.00%	0	45,669.00	0.00
	Subtotal:	698	27	3.87%	29	21,949,118.00	59,747.00
Ethanol Flex Fuel							
	E51-83	21	0	0.00%	0	55,102.00	0.00
	Subtotal:	21	0	0.00%	0	55,102.00	0.00
Fuel Oils							
	No. 1 FO	1	0	0.00%	0	620.00	0.00
	Subtotal:	1	0	0.00%	0	620.00	0.00



**Tennessee Department Of
Agriculture**

Region Violation Analysis

Collected from 7/1/2018 to 6/30/2019

Gasoline							
Mid Grade Unleaded	176	8	4.55%	11	570,561.00	19,004.00	
Premium Unleaded	351	19	5.41%	33	8,160,164.50	34,692.00	
Regular Unleaded	1,043	28	2.68%	50	28,833,698.00	116,588.00	
Subtotal:	1,570	55	3.50%	94	37,565,423.50	170,284.00	
Gasoline Blend Stock							
Premium Blend Stock	20	0	0.00%	0	7,493,469.00	0.00	
Regular Blend Stock	20	0	0.00%	0	22,491,878.00	0.00	
Subtotal:	40	0	0.00%	0	29,985,347.00	0.00	
Jet Fuel							
JA	12	0	0.00%	0	268,841.00	0.00	
Subtotal:	12	0	0.00%	0	268,841.00	0.00	
Kerosene							
No. 1 K	81	1	1.23%	2	1,444,925.00	1,598.00	
Subtotal:	81	1	1.23%	2	1,444,925.00	1,598.00	
Total:	2,461	83	3.37%	125	99,598,179.50	231,629.00	
Middle							
Aviation Gasoline							
100LL	27	2	7.41%	2	104,106.00	2,573.00	
Subtotal:	27	2	7.41%	2	104,106.00	2,573.00	
Denat. Fuel EtOH							
E100	13	0	0.00%	0	3,321,704.00	0.00	
Subtotal:	13	0	0.00%	0	3,321,704.00	0.00	



Tennessee Department Of Agriculture

Region Violation Analysis

Collected from 7/1/2018 to 6/30/2019

Diesel							
No. 2D S15, Biodiesel <6%	1,078	62	5.75%	63	13,482,304.56	133,342.00	
No. 2D S15, Biodiesel 20%	3	3	100.00%	3	4,728.00	4,728.00	
No. 2D S15, Biodiesel 6- 20%	8	1	12.50%	1	209,565.00	26,288.00	
Subtotal:	1,089	66	6.06%	67	13,696,597.56	164,358.00	
Ethanol Flex Fuel							
E51-83	92	13	14.13%	13	339,761.00	57,506.00	
Subtotal:	92	13	14.13%	13	339,761.00	57,506.00	
Gasoline							
Mid Grade Unleaded	381	16	4.20%	17	1,088,423.70	37,554.00	
Premium Unleaded	382	17	4.45%	21	4,188,975.64	230,187.00	
Regular Unleaded	1,109	21	1.89%	33	16,678,073.20	82,117.00	
Subtotal:	1,872	54	2.88%	71	21,955,472.54	349,858.00	
Gasoline Blend Stock							
Premium Blend Stock	11	0	0.00%	0	3,232,970.00	0.00	
Regular Blend Stock	10	0	0.00%	0	10,964,330.00	0.00	
Subtotal:	21	0	0.00%	0	14,197,300.00	0.00	
Jet Fuel							
JA	4	0	0.00%	0	73,966.00	0.00	
Subtotal:	4	0	0.00%	0	73,966.00	0.00	
Kerosene							



**Tennessee Department Of
Agriculture**

Region Violation Analysis

Collected from 7/1/2018 to 6/30/2019

No. 1 K	203	4	1.97%	4	141,982.00	4,047.00
Subtotal:	203	4	1.97%	4	141,982.00	4,047.00
Total:	3,321	139	4.19%	157	53,830,889.09	578,342.00

Out of State

Diesel

No. 2D S15, Biodiesel <6%	1	0	0.00%	0	6,341.00	0.00
Subtotal:	1	0	0.00%	0	6,341.00	0.00
Total:	1	0	0.00%	0	6,341.00	0.00

West

Aviation Gasoline

100LL	20	0	0.00%	0	494,846.00	0.00
Subtotal:	20	0	0.00%	0	494,846.00	0.00

Biodiesel

1 BDBS S15	5	1	20.00%	1	2,881,959.00	20,527.00
Subtotal:	5	1	20.00%	1	2,881,959.00	20,527.00

Denat. Fuel EtOH

E100	7	0	0.00%	0	6,737,611.00	0.00
Subtotal:	7	0	0.00%	0	6,737,611.00	0.00

Diesel

No. 2D S15, Biodiesel <6%	450	44	9.78%	44	6,841,739.00	122,546.00
No. 2D S15, Biodiesel 20%	1	0	0.00%	0	3,969.00	0.00
No. 2D S15, Biodiesel 6- 20%	7	1	14.29%	1	108,263.00	1,282.00
Subtotal:	458	45	9.83%	45	6,953,971.00	123,828.00



**Tennessee Department Of
Agriculture**
Region Violation Analysis

Collected from 7/1/2018 to 6/30/2019

Ethanol Flex Fuel							
E51-83	3	0	0.00%	0	9,549.00	0.00	
Subtotal:	3	0	0.00%	0	9,549.00	0.00	
Gasoline							
Mid Grade Unleaded	350	12	3.43%	13	1,032,352.00	26,245.00	
Premium Unleaded	420	25	5.95%	41	1,279,408.50	42,841.00	
Regular Unleaded	513	32	6.24%	44	6,633,331.50	141,038.00	
Subtotal:	1,283	69	5.38%	98	8,945,092.00	210,124.00	
Gasoline Blend Stock							
Premium Blend Stock	2	1	50.00%	3	307,944.00	126,756.00	
Regular Blend Stock	3	0	0.00%	0	4,228,369.00	0.00	
Subtotal:	5	1	20.00%	3	4,536,313.00	126,756.00	
Jet Fuel							
JA	2	0	0.00%	0	3,346,432.00	0.00	
Subtotal:	2	0	0.00%	0	3,346,432.00	0.00	
Kerosene							
No. 1 K	31	0	0.00%	0	19,531.00	0.00	
Subtotal:	31	0	0.00%	0	19,531.00	0.00	
LPG							
Commercial Propane	1	0	0.00%	0	19,200.00	0.00	
Subtotal:	1	0	0.00%	0	19,200.00	0.00	
Total:	1,815	116	6.39%	147	33,944,504.00	481,235.00	
GRAND TOTAL:	7,598	338	4.45%	429	187,379,913.59	1,291,206.00	



**Tennessee Department Of
Agriculture**
Business Type Violation Analysis

Collected from 7/1/2018 to 6/30/2019

Business Type	Product	Grade	Total Samples	Samples in Violation	%	Test Violation Total	Total Volume (Gallons)	Total In Violation
Airport								
	Aviation Gasoline							
		100LL	54	2	3.70%	2	225,525.00	2,573.00
		Subtotal:	54	2	3.70%	2	225,525.00	2,573.00
	Jet Fuel							
		JA	13	0	0.00%	0	213,008.00	0.00
		Subtotal:	13	0	0.00%	0	213,008.00	0.00
		Total:	67	2	2.99%	2	438,533.00	2,573.00
Distributor								
	Diesel							
		No. 2D S15, Biodiesel <6%	38	2	5.26%	2	232,115.00	6,232.00
		Subtotal:	38	2	5.26%	2	232,115.00	6,232.00
	Gasoline							
		Mid Grade Unleaded	1	0	0.00%	0	1,750.00	0.00
		Premium Unleaded	3	1	33.33%	1	24,825.00	2,377.00
		Regular Unleaded	13	0	0.00%	0	62,049.00	0.00
		Subtotal:	17	1	5.88%	1	88,624.00	2,377.00
	Kerosene							
		No. 1 K	5	0	0.00%	0	19,166.00	0.00
		Subtotal:	5	0	0.00%	0	19,166.00	0.00
	LPG							
		Commercial Propane	1	0	0.00%	0	19,200.00	0.00
		Subtotal:	1	0	0.00%	0	19,200.00	0.00



**Tennessee Department Of
Agriculture**
Business Type Violation Analysis

Collected from 7/1/2018 to 6/30/2019

Total:		61	3	4.92%	3	359,105.00	8,609.00
Marina							
Diesel							
	No. 2D S15, Biodiesel <6%	17	2	11.76%	2	25,204.00	557.00
	Subtotal:	17	2	11.76%	2	25,204.00	557.00
Gasoline							
	Mid Grade Unleaded	37	0	0.00%	0	83,139.00	0.00
	Premium Unleaded	28	0	0.00%	0	83,231.00	0.00
	Regular Unleaded	52	2	3.85%	3	93,100.00	312.00
	Subtotal:	117	2	1.71%	3	259,470.00	312.00
Total:		134	4	2.99%	5	284,674.00	869.00

Retailer

Aviation Gasoline							
	100LL	8	0	0.00%	0	30,009.00	0.00
	Subtotal:	8	0	0.00%	0	30,009.00	0.00
Denat. Fuel EtOH							
	E100	4	0	0.00%	0	203,176.00	0.00
	Subtotal:	4	0	0.00%	0	203,176.00	0.00
Diesel							
	No. 2D S15, Biodiesel <6%	2,135	127	5.95%	128	9,794,127.56	303,718.00
	No. 2D S15, Biodiesel 20%	6	5	83.33%	7	13,825.00	9,856.00
	No. 2D S15, Biodiesel 6- 20%	16	2	12.50%	2	363,497.00	27,570.00



**Tennessee Department Of
Agriculture**
Business Type Violation Analysis

Collected from 7/1/2018 to 6/30/2019

Subtotal:	2,157	134	6.22%	137	10,171,449.56	341,144.00
Ethanol Flex Fuel						
E51-83	114	13	11.40%	13	346,564.00	57,506.00
Subtotal:	114	13	11.40%	13	346,564.00	57,506.00
Fuel Oils						
No. 1 FO	1	0	0.00%	0	620.00	0.00
Subtotal:	1	0	0.00%	0	620.00	0.00
Gasoline						
Mid Grade Unleaded	869	36	4.14%	41	2,606,447.70	82,803.00
Premium Unleaded	1,091	59	5.41%	92	3,484,767.64	100,173.00
Regular Unleaded	2,569	79	3.08%	124	14,879,634.70	339,431.00
Subtotal:	4,529	174	3.84%	257	20,970,850.03	522,407.00
Jet Fuel						
JA	1	0	0.00%	0	2,520.00	0.00
Subtotal:	1	0	0.00%	0	2,520.00	0.00
Kerosene						
No. 1 K	308	5	1.62%	6	226,220.00	5,645.00
Subtotal:	308	5	1.62%	6	226,220.00	5,645.00
Total:	7,122	326	4.58%	413	31,951,408.59	926,702.00

Terminal

Aviation Gasoline						
100LL	1	0	0.00%	0	404,156.00	0.00
Subtotal:	1	0	0.00%	0	404,156.00	0.00
Biodiesel						
1 BDBS S15	7	1	14.29%	1	3,281,211.00	20,527.00
Subtotal:	7	1	14.29%	1	3,281,211.00	20,527.00
Denat. Fuel EtOH						
E100	36	0	0.00%	0	17,724,952.00	0.00



**Tennessee Department Of
Agriculture**
Business Type Violation Analysis

Collected from 7/1/2018 to 6/30/2019

	Subtotal:	36	0	0.00%	0	17,724,952.00	0.00
Diesel							
	No. 2D S15, Biodiesel <6%	34	0	0.00%	0	32,177,259.00	0.00
	Subtotal:	34	0	0.00%	0	32,177,259.00	0.00
Ethanol Flex Fuel							
	E51-83	2	0	0.00%	0	57,848.00	0.00
	Subtotal:	2	0	0.00%	0	57,848.00	0.00
Gasoline							
	Premium Unleaded	31	1	3.23%	2	10,035,725.00	205,170.00
	Regular Unleaded	31	0	0.00%	0	37,111,319.00	0.00
	Subtotal:	62	1	1.61%	2	47,147,044.00	205,170.00
Gasoline Blend Stock							
	Premium Blend Stock	33	1	3.03%	3	11,034,383.00	126,756.00
	Regular Blend Stock	33	0	0.00%	0	37,684,577.00	0.00
	Subtotal:	66	1	1.52%	3	48,718,960.00	126,756.00
Jet Fuel							
	JA	4	0	0.00%	0	3,473,711.00	0.00
	Subtotal:	4	0	0.00%	0	3,473,711.00	0.00
Kerosene							
	No. 1 K	2	0	0.00%	0	1,361,052.00	0.00
	Subtotal:	2	0	0.00%	0	1,361,052.00	0.00
	Total:	214	3	1.43%	6	154,346,193.00	352,453.00
GRAND TOTAL:		7,598	338	4.45%	429	187,379,913.59	1,291,206.00



**Tennessee Department Of
Agriculture**
Inspection Type Violation Analysis

Collected from 7/1/2018 to 6/30/2019

Inspection Type	Product Grade	Total Samples	Samples in Violation	%	Test Violation Total	Total Volume (Gallons)	Total In Violation
Complaint							
	Diesel						
	No. 2D S15, Biodiesel <6%	31	7	22.58%	8	117,183.00	14,443.00
	Subtotal:	31	7	22.58%	8	117,183.00	14,443.00
	Gasoline						
	Mid Grade Unleaded	9	4	44.44%	7	23,821.00	7,526.00
	Premium Unleaded	32	8	25.00%	19	68,711.00	12,675.00
	Regular Unleaded	73	8	10.96%	23	406,119.00	27,293.00
	Subtotal:	114	20	17.54%	49	498,651.00	47,494.00
	Total:	145	27	18.62%	57	615,834.00	61,937.00
Follow-Up							
	Aviation Gasoline						
	100LL	1	0	0.00%	0	2,520.00	0.00
	Subtotal:	1	0	0.00%	0	2,520.00	0.00
	Biodiesel						
	1 BDBS S15	1	0	0.00%	0	33,432.00	0.00
	Subtotal:	1	0	0.00%	0	33,432.00	0.00
	Diesel						
	No. 2D S15, Biodiesel <6%	97	20	20.62%	20	295,427.00	32,003.00



**Tennessee Department Of
Agriculture**
Inspection Type Violation Analysis

Collected from 7/1/2018 to 6/30/2019

No. 2D S15, Biodiesel 6- 20%	1	0	0.00%	0	1,591.00	0.00
Subtotal:	98	20	20.41%	20	297,018.00	32,003.00
Ethanol Flex Fuel						
E51-83	14	3	21.43%	3	76,215.00	14,984.00
Subtotal:	14	3	21.43%	3	76,215.00	14,984.00
Gasoline						
Mid Grade Unleaded	17	3	17.65%	3	47,239.00	9,968.00
Premium Unleaded	24	6	25.00%	7	39,003.00	8,143.00
Regular Unleaded	18	1	5.56%	4	59,488.00	4,380.00
Subtotal:	59	10	16.95%	14	145,730.00	22,491.00
Kerosene						
No. 1 K	3	1	33.33%	1	3,029.00	659.00
Subtotal:	3	1	33.33%	1	3,029.00	659.00
Total:	176	34	19.32%	38	557,944.00	70,137.00

Office Request

Denat. Fuel EtOH						
E100	2	0	0.00%	0	63,110.00	0.00
Subtotal:	2	0	0.00%	0	63,110.00	0.00
Diesel						
No. 2D S15, Biodiesel <6%	5	0	0.00%	0	681,093.00	0.00
Subtotal:	5	0	0.00%	0	681,093.00	0.00
Ethanol Flex Fuel						
E51-83	23	4	17.39%	4	82,277.00	19,961.00



**Tennessee Department Of
Agriculture**
Inspection Type Violation Analysis

Collected from 7/1/2018 to 6/30/2019

	Subtotal:	23	4	17.39%	4	82,277.00	19,961.00
Gasoline							
	Mid Grade Unleaded	5	3	60.00%	3	12,913.00	5,969.00
	Premium Unleaded	4	1	25.00%	1	7,959.00	2,942.00
	Regular Unleaded	5	2	40.00%	3	23,852.00	2,951.00
	Subtotal:	14	6	42.86%	7	44,724.00	11,862.00
Kerosene							
	No. 1 K	1	0	0.00%	0	918.00	0.00
	Subtotal:	1	0	0.00%	0	918.00	0.00
Total:		45	10	22.22%	11	872,122.00	31,823.00
Routine							
Aviation Gasoline							
	100LL	62	2	3.23%	2	657,170.00	2,573.00
	Subtotal:	62	2	3.23%	2	657,170.00	2,573.00
Biodiesel							
	1 BD5 S15	6	1	16.67%	1	3,247,779.00	20,527.00
	Subtotal:	6	1	16.67%	1	3,247,779.00	20,527.00
Denat. Fuel EtOH							
	E100	38	0	0.00%	0	17,865,018.00	0.00
	Subtotal:	38	0	0.00%	0	17,865,018.00	0.00
Diesel							
	No. 2D S15, Biodiesel <6%	2,091	104	4.97%	104	41,135,002.56	264,061.00
	No. 2D S15, Biodiesel 20%	6	5	83.33%	7	13,825.00	9,856.00



**Tennessee Department Of
Agriculture**
Inspection Type Violation Analysis

Collected from 7/1/2018 to 6/30/2019

No. 2D S15, Biodiesel 6- 20%	15	2	13.33%	2	361,906.00	27,570.00
Subtotal:	2,112	111	5.26%	113	41,510,733.56	301,487.00
Ethanol Flex Fuel						
E51-83	79	6	7.59%	6	245,920.00	22,561.00
Subtotal:	79	6	7.59%	6	245,920.00	22,561.00
Fuel Oils						
No. 1 FO	1	0	0.00%	0	620.00	0.00
Subtotal:	1	0	0.00%	0	620.00	0.00
Gasoline						
Mid Grade Unleaded	876	26	2.97%	28	2,607,363.70	59,340.00
Premium Unleaded	1,093	46	4.21%	68	13,512,875.64	283,960.00
Regular Unleaded	2,569	70	2.72%	97	51,656,643.70	305,119.00
Subtotal:	4,538	142	3.13%	193	67,776,883.03	648,419.00
Gasoline Blend Stock						
Premium Blend Stock	33	1	3.03%	3	11,034,383.00	126,756.00
Regular Blend Stock	33	0	0.00%	0	37,684,577.00	0.00
Subtotal:	66	1	1.52%	3	48,718,960.00	126,756.00
Jet Fuel						
JA	18	0	0.00%	0	3,689,239.00	0.00
Subtotal:	18	0	0.00%	0	3,689,239.00	0.00
Kerosene						
No. 1 K	311	4	1.29%	5	1,602,491.00	4,986.00
Subtotal:	311	4	1.29%	5	1,602,491.00	4,986.00



**Tennessee Department Of
Agriculture**
Inspection Type Violation Analysis

Collected from 7/1/2018 to 6/30/2019

LPG								
	Commercial Propane	1	0	0.00%	0	19,200.00		0.00
	Subtotal:	1	0	0.00%	0	19,200.00		0.00
	Total:	7,232	267	3.69%	323	185,334,013.59		1,127,309.00
	GRAND TOTAL:	7,598	338	4.45%	429	187,379,913.59		1,291,206.00



**Tennessee Department Of
Agriculture**
County Violation Analysis

Collected from 7/1/2018 to 6/30/2019

County	Product	Grade	Total Samples	Samples in Violation	%	Test Violation Total	Total Volume (Gallons)	Total In Violation
Anderson								
	Diesel							
		No. 2D S15, Biodiesel <6%	35	5	14.29%	5	114,453.00	7,357.00
		Subtotal:	35	5	14.29%	5	114,453.00	7,357.00
	Ethanol Flex Fuel							
		E51-83	3	0	0.00%	0	8,696.00	0.00
		Subtotal:	3	0	0.00%	0	8,696.00	0.00
	Gasoline							
		Mid Grade Unleaded	15	0	0.00%	0	49,586.00	0.00
		Premium Unleaded	21	1	4.76%	1	56,382.00	2,377.00
		Regular Unleaded	23	2	8.70%	2	100,539.00	4,398.00
		Subtotal:	59	3	5.08%	3	206,507.00	6,775.00
	Kerosene							
		No. 1 K	1	0	0.00%	0	2,413.00	0.00
		Subtotal:	1	0	0.00%	0	2,413.00	0.00
		Total:	98	8	8.16%	8	332,069.00	14,132.00
Bedford								
	Aviation Gasoline							
		100LL	1	0	0.00%	0	6,157.00	0.00
		Subtotal:	1	0	0.00%	0	6,157.00	0.00
	Diesel							
		No. 2D S15,	18	0	0.00%	0	61,247.00	0.00



**Tennessee Department Of
Agriculture
County Violation Analysis**

Collected from 7/1/2018 to 6/30/2019

Biodiesel <6%							
Subtotal:	18	0	0.00%	0	61,247.00	0.00	
Ethanol Flex Fuel							
E51-83	1	0	0.00%	0	2,649.00	0.00	
Subtotal:	1	0	0.00%	0	2,649.00	0.00	
Gasoline							
Mid Grade Unleaded	8	0	0.00%	0	23,830.00	0.00	
Premium Unleaded	5	0	0.00%	0	8,863.00	0.00	
Regular Unleaded	22	0	0.00%	0	109,406.00	0.00	
Subtotal:	35	0	0.00%	0	142,099.00	0.00	
Kerosene							
No. 1 K	5	0	0.00%	0	2,596.00	0.00	
Subtotal:	5	0	0.00%	0	2,596.00	0.00	
Total:	60	0	0.00%	0	214,748.00	0.00	

Benton

Aviation Gasoline							
100LL	1	0	0.00%	0	7,200.00	0.00	
Subtotal:	1	0	0.00%	0	7,200.00	0.00	
Diesel							
No. 2D S15, Biodiesel <6%	9	1	11.11%	1	45,662.00	330.00	
Subtotal:	9	1	11.11%	1	45,662.00	330.00	
Gasoline							
Mid Grade Unleaded	12	0	0.00%	0	20,012.00	0.00	



**Tennessee Department Of
Agriculture**
County Violation Analysis

Collected from 7/1/2018 to 6/30/2019

	Premium Unleaded	1	0	0.00%	0	4,339.00	0.00
	Regular Unleaded	4	0	0.00%	0	24,229.00	0.00
	Subtotal:	17	0	0.00%	0	48,580.00	0.00
	Kerosene						
	No. 1 K	1	0	0.00%	0	2,515.00	0.00
	Subtotal:	1	0	0.00%	0	2,515.00	0.00
	Total:	28	1	3.57%	1	103,957.00	330.00
Bledsoe							
	Diesel						
	No. 2D S15, Biodiesel <6%	3	0	0.00%	0	7,333.00	0.00
	Subtotal:	3	0	0.00%	0	7,333.00	0.00
	Gasoline						
	Mid Grade Unleaded	1	1	100.00%	2	3,219.00	3,219.00
	Premium Unleaded	1	1	100.00%	1	1,276.00	1,276.00
	Regular Unleaded	10	0	0.00%	0	24,221.00	0.00
	Subtotal:	12	2	16.67%	3	28,716.00	4,495.00
	Total:	15	2	13.33%	3	36,049.00	4,495.00
Blount							
	Aviation Gasoline						
	100LL	1	0	0.00%	0	0.00	0.00
	Subtotal:	1	0	0.00%	0	0.00	0.00
	Diesel						
	No. 2D S15, Biodiesel	22	0	0.00%	0	51,035.00	0.00



**Tennessee Department Of
Agriculture**
County Violation Analysis

Collected from 7/1/2018 to 6/30/2019

<6%							
Subtotal:	22	0	0.00%	0	51,035.00	0.00	
Gasoline							
Mid Grade Unleaded	15	3	20.00%	4	38,189.00	6,889.00	
Premium Unleaded	22	0	0.00%	0	47,797.00	0.00	
Regular Unleaded	43	1	2.33%	2	249,490.00	2,180.00	
Subtotal:	80	4	5.00%	6	335,476.00	9,069.00	
Jet Fuel							
JA	2	0	0.00%	0	100,000.00	0.00	
Subtotal:	2	0	0.00%	0	100,000.00	0.00	
Kerosene							
No. 1 K	2	0	0.00%	0	1,560.00	0.00	
Subtotal:	2	0	0.00%	0	1,560.00	0.00	
Total:	107	4	3.74%	6	488,071.00	9,069.00	

Bradley

Aviation Gasoline							
100LL	1	0	0.00%	0	4,290.00	0.00	
Subtotal:	1	0	0.00%	0	4,290.00	0.00	
Diesel							
No. 2D S15, Biodiesel <6%	26	4	15.38%	4	60,414.00	6,861.00	
Subtotal:	26	4	15.38%	4	60,414.00	6,861.00	
Gasoline							
Mid Grade Unleaded	7	1	14.29%	2	44,310.00	3,025.00	
Premium	3	0	0.00%	0	4,558.00	0.00	



**Tennessee Department Of
Agriculture**
County Violation Analysis

Collected from 7/1/2018 to 6/30/2019

	Unleaded						
	Regular	41	2	4.88%	2	203,671.00	14,091.00
	Unleaded						
	Subtotal:	51	3	5.88%	4	252,539.00	17,116.00
Jet Fuel							
	JA	1	0	0.00%	0	3,283.00	0.00
	Subtotal:	1	0	0.00%	0	3,283.00	0.00
Total:		79	7	8.86%	8	320,526.00	23,977.00
Campbell							
Diesel							
	No. 2D S15, Biodiesel <6%	18	1	5.56%	1	51,283.00	2,237.00
	No. 2D S15, Biodiesel 6- 20%	1	0	0.00%	0	45,669.00	0.00
	Subtotal:	19	1	5.26%	1	96,952.00	2,237.00
Gasoline							
	Mid Grade Unleaded	12	0	0.00%	0	38,521.00	0.00
	Premium Unleaded	18	2	11.11%	4	35,559.00	3,627.00
	Regular Unleaded	9	2	22.22%	5	28,678.00	8,397.00
	Subtotal:	39	4	10.26%	9	102,758.00	12,024.00
Jet Fuel							
	JA	1	0	0.00%	0	735.00	0.00
	Subtotal:	1	0	0.00%	0	735.00	0.00
Kerosene							
	No. 1 K	2	0	0.00%	0	700.00	0.00
	Subtotal:	2	0	0.00%	0	700.00	0.00



**Tennessee Department Of
Agriculture**
County Violation Analysis

Collected from 7/1/2018 to 6/30/2019

Total:	61	5	8.20%	10	201,145.00	14,261.00
Cannon						
Diesel						
No. 2D S15, Biodiesel <6%	7	0	0.00%	0	15,744.00	0.00
Subtotal:	7	0	0.00%	0	15,744.00	0.00
Gasoline						
Mid Grade Unleaded	1	0	0.00%	0	246.00	0.00
Premium Unleaded	3	0	0.00%	0	4,011.00	0.00
Regular Unleaded	13	0	0.00%	0	53,066.00	0.00
Subtotal:	17	0	0.00%	0	57,323.00	0.00
Kerosene						
No. 1 K	2	0	0.00%	0	593.00	0.00
Subtotal:	2	0	0.00%	0	593.00	0.00
Total:	26	0	0.00%	0	73,660.00	0.00
Carroll						
Aviation Gasoline						
100LL	1	0	0.00%	0	3,700.00	0.00
Subtotal:	1	0	0.00%	0	3,700.00	0.00
Diesel						
No. 2D S15, Biodiesel <6%	12	0	0.00%	0	64,392.00	0.00
No. 2D S15, Biodiesel 6- 20%	1	1	100.00%	1	1,282.00	1,282.00
Subtotal:	13	1	7.69%	1	65,674.00	1,282.00



**Tennessee Department Of
Agriculture**
County Violation Analysis

Collected from 7/1/2018 to 6/30/2019

Gasoline							
Mid Grade Unleaded	8	0	0.00%	0	30,642.00	0.00	
Premium Unleaded	8	1	12.50%	3	16,323.00	889.00	
Regular Unleaded	16	0	0.00%	0	45,745.20	0.00	
Subtotal:	32	1	3.13%	3	92,710.20	889.00	
Kerosene							
No. 1 K	2	0	0.00%	0	0.00	0.00	
Subtotal:	2	0	0.00%	0	0.00	0.00	
Total:	48	2	4.17%	4	162,084.20	2,171.00	
Carter							
Diesel							
No. 2D S15, Biodiesel <6%	14	0	0.00%	0	29,286.00	0.00	
Subtotal:	14	0	0.00%	0	29,286.00	0.00	
Gasoline							
Premium Unleaded	5	0	0.00%	0	10,836.00	0.00	
Regular Unleaded	25	0	0.00%	0	123,238.00	0.00	
Subtotal:	30	0	0.00%	0	134,074.00	0.00	
Jet Fuel							
JA	1	0	0.00%	0	8,723.00	0.00	
Subtotal:	1	0	0.00%	0	8,723.00	0.00	
Total:	45	0	0.00%	0	172,083.00	0.00	
Cheatham							
Diesel							



**Tennessee Department Of
Agriculture**
County Violation Analysis

Collected from 7/1/2018 to 6/30/2019

No. 2D S15, Biodiesel <6%	19	0	0.00%	0	44,647.00	0.00
No. 2D S15, Biodiesel 6- 20%	1	0	0.00%	0	13,916.00	0.00
Subtotal:	20	0	0.00%	0	58,563.00	0.00
Gasoline						
Mid Grade Unleaded	5	0	0.00%	0	14,734.00	0.00
Premium Unleaded	4	0	0.00%	0	8,897.00	0.00
Regular Unleaded	17	0	0.00%	0	118,132.00	0.00
Subtotal:	26	0	0.00%	0	141,763.00	0.00
Kerosene						
No. 1 K	8	0	0.00%	0	5,983.00	0.00
Subtotal:	8	0	0.00%	0	5,983.00	0.00
Total:	54	0	0.00%	0	206,309.00	0.00
Chester						
Diesel						
No. 2D S15, Biodiesel <6%	6	1	16.67%	1	21,047.00	7,500.00
Subtotal:	6	1	16.67%	1	21,047.00	7,500.00
Gasoline						
Mid Grade Unleaded	4	0	0.00%	0	13,469.00	0.00
Premium Unleaded	6	0	0.00%	0	10,233.00	0.00
Regular Unleaded	8	0	0.00%	0	18,163.00	0.00



**Tennessee Department Of
Agriculture**
County Violation Analysis

Collected from 7/1/2018 to 6/30/2019

Subtotal:	18	0	0.00%	0	41,865.00	0.00
Kerosene						
No. 1 K	1	0	0.00%	0	817.00	0.00
Subtotal:	1	0	0.00%	0	817.00	0.00
Total:	25	1	4.00%	1	63,729.00	7,500.00

Claiborne

Diesel						
No. 2D S15, Biodiesel <6%	7	0	0.00%	0	25,794.00	0.00
Subtotal:	7	0	0.00%	0	25,794.00	0.00
Fuel Oils						
No. 1 FO	1	0	0.00%	0	620.00	0.00
Subtotal:	1	0	0.00%	0	620.00	0.00
Gasoline						
Mid Grade Unleaded	5	0	0.00%	0	10,255.00	0.00
Premium Unleaded	10	1	10.00%	2	18,912.00	2,935.00
Regular Unleaded	14	0	0.00%	0	52,677.00	0.00
Subtotal:	29	1	3.45%	2	81,844.00	2,935.00
Kerosene						
No. 1 K	2	0	0.00%	0	1,987.00	0.00
Subtotal:	2	0	0.00%	0	1,987.00	0.00
Total:	39	1	2.56%	2	110,245.00	2,935.00

Clay

Diesel						
No. 2D S15, Biodiesel	5	0	0.00%	0	4,277.00	0.00



**Tennessee Department Of
Agriculture**
County Violation Analysis

Collected from 7/1/2018 to 6/30/2019

	<6%						
	Subtotal:	5	0	0.00%	0	4,277.00	0.00
Gasoline							
	Premium Unleaded	1	0	0.00%	0	1,000.00	0.00
	Regular Unleaded	11	0	0.00%	0	29,530.00	0.00
	Subtotal:	12	0	0.00%	0	30,530.00	0.00
Kerosene							
	No. 1 K	2	0	0.00%	0	750.00	0.00
	Subtotal:	2	0	0.00%	0	750.00	0.00
Total:		19	0	0.00%	0	35,557.00	0.00
Cocke							
Diesel							
	No. 2D S15, Biodiesel <6%	7	0	0.00%	0	28,584.00	0.00
	Subtotal:	7	0	0.00%	0	28,584.00	0.00
Ethanol Flex Fuel							
	E51-83	1	0	0.00%	0	1,800.00	0.00
	Subtotal:	1	0	0.00%	0	1,800.00	0.00
Gasoline							
	Mid Grade Unleaded	1	0	0.00%	0	950.00	0.00
	Premium Unleaded	7	0	0.00%	0	12,560.00	0.00
	Regular Unleaded	31	0	0.00%	0	128,020.00	0.00
	Subtotal:	39	0	0.00%	0	141,530.00	0.00
Total:		47	0	0.00%	0	171,914.00	0.00



**Tennessee Department Of
Agriculture**
County Violation Analysis

Collected from 7/1/2018 to 6/30/2019

Coffee

Aviation Gasoline							
100LL	1	0	0.00%	0	2,446.00	0.00	
Subtotal:	1	0	0.00%	0	2,446.00	0.00	
Diesel							
No. 2D S15, Biodiesel <6%	28	3	10.71%	3	107,058.00	5,032.00	
Subtotal:	28	3	10.71%	3	107,058.00	5,032.00	
Ethanol Flex Fuel							
E51-83	3	0	0.00%	0	4,689.00	0.00	
Subtotal:	3	0	0.00%	0	4,689.00	0.00	
Gasoline							
Mid Grade Unleaded	7	0	0.00%	0	20,099.00	0.00	
Premium Unleaded	9	0	0.00%	0	21,196.00	0.00	
Regular Unleaded	37	1	2.70%	1	216,314.00	4,103.00	
Subtotal:	53	1	1.89%	1	257,609.00	4,103.00	
Kerosene							
No. 1 K	9	0	0.00%	0	8,291.00	0.00	
Subtotal:	9	0	0.00%	0	8,291.00	0.00	
Total:	94	4	4.26%	4	380,093.00	9,135.00	

Crockett

Diesel							
No. 2D S15, Biodiesel <6%	10	0	0.00%	0	49,738.00	0.00	
Subtotal:	10	0	0.00%	0	49,738.00	0.00	



**Tennessee Department Of
Agriculture**
County Violation Analysis

Collected from 7/1/2018 to 6/30/2019

Gasoline							
Mid Grade Unleaded	5	0	0.00%	0	8,462.00	0.00	
Premium Unleaded	3	1	33.33%	1	5,633.00	1,676.00	
Regular Unleaded	9	0	0.00%	0	35,518.00	0.00	
Subtotal:	17	1	5.88%	1	49,613.00	1,676.00	
LPG							
Commercial Propane	1	0	0.00%	0	19,200.00	0.00	
Subtotal:	1	0	0.00%	0	19,200.00	0.00	
Total:	28	1	3.57%	1	118,551.00	1,676.00	

Cumberland

Aviation Gasoline							
100LL	2	0	0.00%	0	6,200.00	0.00	
Subtotal:	2	0	0.00%	0	6,200.00	0.00	
Diesel							
No. 2D S15, Biodiesel <6%	38	2	5.26%	2	163,517.00	3,618.00	
Subtotal:	38	2	5.26%	2	163,517.00	3,618.00	
Ethanol Flex Fuel							
E51-83	3	0	0.00%	0	7,611.00	0.00	
Subtotal:	3	0	0.00%	0	7,611.00	0.00	
Gasoline							
Mid Grade Unleaded	3	0	0.00%	0	4,967.00	0.00	
Premium Unleaded	8	0	0.00%	0	15,692.00	0.00	
Regular	46	1	2.17%	1	209,601.00	7,978.00	



**Tennessee Department Of
Agriculture**
County Violation Analysis

Collected from 7/1/2018 to 6/30/2019

Unleaded							
Subtotal:	57	1	1.75%	1	230,260.00	7,978.00	
Kerosene							
No. 1 K	14	0	0.00%	0	9,264.00	0.00	
Subtotal:	14	0	0.00%	0	9,264.00	0.00	
Total:	114	3	2.63%	3	416,852.00	11,596.00	

Davidson

Aviation Gasoline							
100LL	3	0	0.00%	0	22,598.00	0.00	
Subtotal:	3	0	0.00%	0	22,598.00	0.00	

Denat. Fuel EtOH							
E100	13	0	0.00%	0	3,321,704.00	0.00	
Subtotal:	13	0	0.00%	0	3,321,704.00	0.00	

Diesel							
No. 2D S15, Biodiesel <6%	190	16	8.42%	16	10,234,232.00	50,799.00	
No. 2D S15, Biodiesel 20%	1	1	100.00%	1	633.00	633.00	
No. 2D S15, Biodiesel 6- 20%	2	0	0.00%	0	92,544.00	0.00	
Subtotal:	193	17	8.81%	17	10,327,409.00	51,432.00	

Ethanol Flex Fuel							
E51-83	21	0	0.00%	0	116,098.00	0.00	
Subtotal:	21	0	0.00%	0	116,098.00	0.00	

Gasoline							
Mid Grade Unleaded	93	8	8.60%	8	299,548.00	20,346.00	



**Tennessee Department Of
Agriculture**
County Violation Analysis

Collected from 7/1/2018 to 6/30/2019

Premium Unleaded	90	4	4.44%	5	3,464,960.00	215,377.00
Regular Unleaded	187	5	2.67%	8	12,125,345.00	30,571.00
Subtotal:	370	17	4.59%	21	15,889,853.00	266,294.00
Gasoline Blend Stock						
Premium Blend Stock	11	0	0.00%	0	3,232,970.00	0.00
Regular Blend Stock	10	0	0.00%	0	10,964,330.00	0.00
Subtotal:	21	0	0.00%	0	14,197,300.00	0.00
Kerosene						
No. 1 K	22	0	0.00%	0	17,331.00	0.00
Subtotal:	22	0	0.00%	0	17,331.00	0.00
Total:	643	34	5.29%	38	43,892,293.00	317,726.00

Decatur

Diesel

No. 2D S15, Biodiesel <6%	11	1	9.09%	1	28,622.00	1,499.00
Subtotal:	11	1	9.09%	1	28,622.00	1,499.00

Gasoline

Mid Grade Unleaded	8	1	12.50%	1	13,043.00	2,985.00
Premium Unleaded	4	0	0.00%	0	2,419.00	0.00
Regular Unleaded	11	0	0.00%	0	36,011.30	0.00
Subtotal:	23	1	4.35%	1	51,473.30	2,985.00

Kerosene

No. 1 K	3	0	0.00%	0	1,104.00	0.00
---------	---	---	-------	---	----------	------



**Tennessee Department Of
Agriculture**
County Violation Analysis

Collected from 7/1/2018 to 6/30/2019

Subtotal:	3	0	0.00%	0	1,104.00	0.00
Total:	37	2	5.41%	2	81,199.30	4,484.00

Dekalb

Aviation Gasoline

100LL	1	0	0.00%	0	7,996.00	0.00
Subtotal:	1	0	0.00%	0	7,996.00	0.00

Diesel

No. 2D S15, Biodiesel <6%	12	1	8.33%	1	25,097.00	5,028.00
Subtotal:	12	1	8.33%	1	25,097.00	5,028.00

Gasoline

Mid Grade Unleaded	5	0	0.00%	0	20,533.00	0.00
Premium Unleaded	7	0	0.00%	0	25,606.00	0.00
Regular Unleaded	17	0	0.00%	0	55,082.00	0.00
Subtotal:	29	0	0.00%	0	101,221.00	0.00
Total:	42	1	2.38%	1	134,314.00	5,028.00

Dickson

Aviation Gasoline

100LL	1	0	0.00%	0	987.00	0.00
Subtotal:	1	0	0.00%	0	987.00	0.00

Diesel

No. 2D S15, Biodiesel <6%	34	4	11.76%	4	185,031.00	6,043.00
Subtotal:	34	4	11.76%	4	185,031.00	6,043.00

Ethanol Flex Fuel



**Tennessee Department Of
Agriculture**
County Violation Analysis

Collected from 7/1/2018 to 6/30/2019

E51-83	1	0	0.00%	0	2,203.00	0.00
Subtotal:	1	0	0.00%	0	2,203.00	0.00

Gasoline

Mid Grade Unleaded	12	0	0.00%	0	20,918.00	0.00
Premium Unleaded	14	1	7.14%	1	27,152.00	1,939.00
Regular Unleaded	22	0	0.00%	0	124,791.00	0.00
Subtotal:	48	1	2.08%	1	172,861.00	1,939.00

Kerosene

No. 1 K	8	0	0.00%	0	3,602.00	0.00
Subtotal:	8	0	0.00%	0	3,602.00	0.00

Total:	92	5	5.43%	5	364,684.00	7,982.00
---------------	----	---	-------	---	------------	----------

Dyer

Aviation Gasoline

100LL	1	0	0.00%	0	5,363.00	0.00
Subtotal:	1	0	0.00%	0	5,363.00	0.00

Diesel

No. 2D S15, Biodiesel <6%	14	0	0.00%	0	38,451.00	0.00
No. 2D S15, Biodiesel 6-20%	1	0	0.00%	0	18,985.00	0.00
Subtotal:	15	0	0.00%	0	57,436.00	0.00

Gasoline

Mid Grade Unleaded	10	1	10.00%	2	27,719.00	322.00
Premium Unleaded	13	1	7.69%	1	33,765.00	1,610.00



**Tennessee Department Of
Agriculture**
County Violation Analysis

Collected from 7/1/2018 to 6/30/2019

Regular Unleaded	24	4	16.67%	5	64,008.00	4,073.00
Subtotal:	47	6	12.77%	8	125,492.00	6,005.00
Total:	63	6	9.52%	8	188,291.00	6,005.00

Fayette

Aviation Gasoline

100LL	1	0	0.00%	0	4,637.00	0.00
Subtotal:	1	0	0.00%	0	4,637.00	0.00

Diesel

No. 2D S15, Biodiesel <6%	15	1	6.67%	1	77,468.00	2,157.00
Subtotal:	15	1	6.67%	1	77,468.00	2,157.00

Gasoline

Mid Grade Unleaded	15	1	6.67%	1	34,777.00	1,257.00
Premium Unleaded	20	1	5.00%	1	28,122.00	114.00
Regular Unleaded	6	1	16.67%	3	14,003.00	4,174.00
Subtotal:	41	3	7.32%	5	76,902.00	5,545.00
Total:	57	4	7.02%	6	159,007.00	7,702.00

Fentress

Aviation Gasoline

100LL	2	0	0.00%	0	3,080.00	0.00
Subtotal:	2	0	0.00%	0	3,080.00	0.00

Diesel

No. 2D S15, Biodiesel <6%	12	0	0.00%	0	40,953.00	0.00
Subtotal:	12	0	0.00%	0	40,953.00	0.00



**Tennessee Department Of
Agriculture**
County Violation Analysis

Collected from 7/1/2018 to 6/30/2019

Gasoline							
Premium Unleaded	1	0	0.00%	0	1,271.00	0.00	
Regular Unleaded	16	0	0.00%	0	60,277.00	0.00	
Subtotal:	17	0	0.00%	0	61,548.00	0.00	
Kerosene							
No. 1 K	1	0	0.00%	0	1,169.00	0.00	
Subtotal:	1	0	0.00%	0	1,169.00	0.00	
Total:	32	0	0.00%	0	106,750.00	0.00	

Franklin

Aviation Gasoline							
100LL	1	0	0.00%	0	1,325.00	0.00	
Subtotal:	1	0	0.00%	0	1,325.00	0.00	
Diesel							
No. 2D S15, Biodiesel <6%	16	0	0.00%	0	57,494.00	0.00	
Subtotal:	16	0	0.00%	0	57,494.00	0.00	
Gasoline							
Mid Grade Unleaded	6	0	0.00%	0	15,923.00	0.00	
Premium Unleaded	8	0	0.00%	0	17,370.00	0.00	
Regular Unleaded	28	0	0.00%	0	88,075.00	0.00	
Subtotal:	42	0	0.00%	0	121,368.00	0.00	
Kerosene							
No. 1 K	3	0	0.00%	0	1,629.00	0.00	
Subtotal:	3	0	0.00%	0	1,629.00	0.00	



**Tennessee Department Of
Agriculture
County Violation Analysis**

Collected from 7/1/2018 to 6/30/2019

Total:	62	0	0.00%	0	181,816.00	0.00
Gibson						
Aviation Gasoline						
100LL	2	0	0.00%	0	4,528.00	0.00
Subtotal:	2	0	0.00%	0	4,528.00	0.00
Diesel						
No. 2D S15, Biodiesel <6%	17	2	11.76%	2	58,162.00	2,419.00
Subtotal:	17	2	11.76%	2	58,162.00	2,419.00
Gasoline						
Mid Grade Unleaded	17	2	11.76%	2	47,823.00	4,634.00
Premium Unleaded	15	0	0.00%	0	24,558.00	0.00
Regular Unleaded	24	3	12.50%	5	107,666.00	11,530.00
Subtotal:	56	5	8.93%	7	180,047.00	16,164.00
Kerosene						
No. 1 K	3	0	0.00%	0	715.00	0.00
Subtotal:	3	0	0.00%	0	715.00	0.00
Total:	78	7	8.97%	9	243,452.00	18,583.00
Giles						
Aviation Gasoline						
100LL	1	0	0.00%	0	2,000.00	0.00
Subtotal:	1	0	0.00%	0	2,000.00	0.00
Diesel						
No. 2D S15, Biodiesel <6%	31	1	3.23%	1	86,864.00	2,687.00



**Tennessee Department Of
Agriculture**
County Violation Analysis

Collected from 7/1/2018 to 6/30/2019

Subtotal:	31	1	3.23%	1	86,864.00	2,687.00
Gasoline						
Mid Grade Unleaded	11	1	9.09%	1	25,770.10	1,291.00
Premium Unleaded	8	1	12.50%	1	20,293.00	672.00
Regular Unleaded	20	0	0.00%	0	69,603.00	0.00
Subtotal:	39	2	5.13%	2	115,666.10	1,963.00
Kerosene						
No. 1 K	7	0	0.00%	0	2,423.00	0.00
Subtotal:	7	0	0.00%	0	2,423.00	0.00
Total:	78	3	3.85%	3	206,953.10	4,650.00
Grainger						
Diesel						
No. 2D S15, Biodiesel <6%	5	1	20.00%	1	5,803.00	413.00
Subtotal:	5	1	20.00%	1	5,803.00	413.00
Gasoline						
Premium Unleaded	1	0	0.00%	0	1,040.00	0.00
Regular Unleaded	9	0	0.00%	0	36,110.00	0.00
Subtotal:	10	0	0.00%	0	37,150.00	0.00
Total:	15	1	6.67%	1	42,953.00	413.00
Greene						
Aviation Gasoline						
100LL	1	0	0.00%	0	1,100.00	0.00
Subtotal:	1	0	0.00%	0	1,100.00	0.00



**Tennessee Department Of
Agriculture**
County Violation Analysis

Collected from 7/1/2018 to 6/30/2019

Diesel							
No. 2D S15, Biodiesel <6%	25	0	0.00%	0	88,763.00	0.00	
Subtotal:	25	0	0.00%	0	88,763.00	0.00	
Gasoline							
Mid Grade Unleaded	7	0	0.00%	0	7,700.00	0.00	
Premium Unleaded	19	1	5.26%	1	47,450.00	1,600.00	
Regular Unleaded	32	0	0.00%	0	111,600.00	0.00	
Subtotal:	58	1	1.72%	1	166,750.00	1,600.00	
Jet Fuel							
JA	2	0	0.00%	0	9,520.00	0.00	
Subtotal:	2	0	0.00%	0	9,520.00	0.00	
Kerosene							
No. 1 K	5	0	0.00%	0	2,650.00	0.00	
Subtotal:	5	0	0.00%	0	2,650.00	0.00	
Total:	91	1	1.10%	1	268,783.00	1,600.00	
Grundy							
Diesel							
No. 2D S15, Biodiesel <6%	7	0	0.00%	0	11,471.00	0.00	
Subtotal:	7	0	0.00%	0	11,471.00	0.00	
Gasoline							
Mid Grade Unleaded	2	0	0.00%	0	2,030.00	0.00	
Premium Unleaded	2	0	0.00%	0	4,666.00	0.00	



**Tennessee Department Of
Agriculture**
County Violation Analysis

Collected from 7/1/2018 to 6/30/2019

Regular Unleaded	12	0	0.00%	0	29,804.00	0.00
Subtotal:	16	0	0.00%	0	36,500.00	0.00
Kerosene						
No. 1 K	1	0	0.00%	0	275.00	0.00
Subtotal:	1	0	0.00%	0	275.00	0.00
Total:	24	0	0.00%	0	48,246.00	0.00

Hamblen

Aviation Gasoline						
100LL	1	0	0.00%	0	4,000.00	0.00
Subtotal:	1	0	0.00%	0	4,000.00	0.00

Diesel

No. 2D S15, Biodiesel <6%	21	0	0.00%	0	89,853.00	0.00
Subtotal:	21	0	0.00%	0	89,853.00	0.00

Gasoline

Mid Grade Unleaded	1	0	0.00%	0	1,547.00	0.00
Premium Unleaded	9	2	22.22%	2	21,212.00	1,629.00
Regular Unleaded	30	2	6.67%	3	210,526.00	11,251.00
Subtotal:	40	4	10.00%	5	233,285.00	12,880.00

Kerosene

No. 1 K	1	0	0.00%	0	10,500.00	0.00
Subtotal:	1	0	0.00%	0	10,500.00	0.00
Total:	63	4	6.35%	5	337,638.00	12,880.00

Hamilton

Aviation Gasoline



Tennessee Department Of Agriculture

County Violation Analysis

Collected from 7/1/2018 to 6/30/2019

100LL	3	0	0.00%	0	22,603.00	0.00
Subtotal:	3	0	0.00%	0	22,603.00	0.00
Denat. Fuel EtOH						
E100	4	0	0.00%	0	829,412.00	0.00
Subtotal:	4	0	0.00%	0	829,412.00	0.00
Diesel						
No. 2D S15, Biodiesel <6%	93	2	2.15%	2	4,101,245.00	7,157.00
Subtotal:	93	2	2.15%	2	4,101,245.00	7,157.00
Ethanol Flex Fuel						
E51-83	12	0	0.00%	0	33,185.00	0.00
Subtotal:	12	0	0.00%	0	33,185.00	0.00
Gasoline						
Mid Grade Unleaded	12	0	0.00%	0	37,499.00	0.00
Premium Unleaded	56	5	8.93%	8	2,307,658.00	7,073.00
Regular Unleaded	166	3	1.81%	4	4,779,913.00	11,308.00
Subtotal:	234	8	3.42%	12	7,125,070.00	18,381.00
Gasoline Blend Stock						
Premium Blend Stock	4	0	0.00%	0	2,167,830.00	0.00
Regular Blend Stock	4	0	0.00%	0	2,785,182.00	0.00
Subtotal:	8	0	0.00%	0	4,953,012.00	0.00
Kerosene						
No. 1 K	20	0	0.00%	0	17,522.00	0.00
Subtotal:	20	0	0.00%	0	17,522.00	0.00



**Tennessee Department Of
Agriculture**
County Violation Analysis

Collected from 7/1/2018 to 6/30/2019

Total:	374	10	2.67%	14	17,082,049.00	25,538.00
Hancock						
Diesel						
No. 2D S15, Biodiesel <6%	3	0	0.00%	0	4,059.00	0.00
Subtotal:	3	0	0.00%	0	4,059.00	0.00
Gasoline						
Premium Unleaded	2	1	50.00%	2	1,658.00	410.00
Regular Unleaded	4	0	0.00%	0	9,954.00	0.00
Subtotal:	6	1	16.67%	2	11,612.00	410.00
Total:	9	1	11.11%	2	15,671.00	410.00
Hardeman						
Aviation Gasoline						
100LL	1	0	0.00%	0	3,972.00	0.00
Subtotal:	1	0	0.00%	0	3,972.00	0.00
Diesel						
No. 2D S15, Biodiesel <6%	14	2	14.29%	2	45,708.00	5,838.00
Subtotal:	14	2	14.29%	2	45,708.00	5,838.00
Gasoline						
Mid Grade Unleaded	5	0	0.00%	0	45,537.00	0.00
Premium Unleaded	9	1	11.11%	1	15,474.40	1,032.00
Regular Unleaded	16	2	12.50%	3	36,559.00	1,135.00
Subtotal:	30	3	10.00%	4	97,570.40	2,167.00



**Tennessee Department Of
Agriculture**
County Violation Analysis

Collected from 7/1/2018 to 6/30/2019

Total:	45	5	11.11%	6	147,250.40	8,005.00
Hardin						
Aviation Gasoline						
100LL	1	0	0.00%	0	4,155.00	0.00
Subtotal:	1	0	0.00%	0	4,155.00	0.00
Diesel						
No. 2D S15, Biodiesel <6%	13	1	7.69%	1	55,140.00	5,332.00
No. 2D S15, Biodiesel 20%	1	0	0.00%	0	3,969.00	0.00
Subtotal:	14	1	7.14%	1	59,109.00	5,332.00
Gasoline						
Mid Grade Unleaded	6	0	0.00%	0	20,923.00	0.00
Premium Unleaded	12	1	8.33%	1	29,793.10	1,851.00
Regular Unleaded	20	1	5.00%	1	57,293.00	943.00
Subtotal:	38	2	5.26%	2	108,009.10	2,794.00
Kerosene						
No. 1 K	1	0	0.00%	0	959.00	0.00
Subtotal:	1	0	0.00%	0	959.00	0.00
Total:	54	3	5.56%	3	172,232.10	8,126.00
Hawkins						
Diesel						
No. 2D S15, Biodiesel <6%	16	0	0.00%	0	34,414.00	0.00
Subtotal:	16	0	0.00%	0	34,414.00	0.00



**Tennessee Department Of
Agriculture**
County Violation Analysis

Collected from 7/1/2018 to 6/30/2019

Gasoline							
Mid Grade Unleaded	2	0	0.00%	0	1,605.00	0.00	
Premium Unleaded	5	1	20.00%	1	9,797.00	1,151.00	
Regular Unleaded	25	0	0.00%	0	121,622.00	0.00	
Subtotal:	32	1	3.13%	1	133,024.00	1,151.00	
Total:	48	1	2.08%	1	167,438.00	1,151.00	
Haywood							
Diesel							
No. 2D S15, Biodiesel <6%	6	0	0.00%	0	19,144.00	0.00	
Subtotal:	6	0	0.00%	0	19,144.00	0.00	
Gasoline							
Mid Grade Unleaded	11	0	0.00%	0	21,996.00	0.00	
Premium Unleaded	8	0	0.00%	0	19,980.00	0.00	
Regular Unleaded	6	0	0.00%	0	31,362.00	0.00	
Subtotal:	25	0	0.00%	0	73,338.00	0.00	
Kerosene							
No. 1 K	2	0	0.00%	0	1,695.00	0.00	
Subtotal:	2	0	0.00%	0	1,695.00	0.00	
Total:	33	0	0.00%	0	94,177.00	0.00	
Henderson							
Aviation Gasoline							
100LL	1	0	0.00%	0	3,496.00	0.00	
Subtotal:	1	0	0.00%	0	3,496.00	0.00	



**Tennessee Department Of
Agriculture**
County Violation Analysis

Collected from 7/1/2018 to 6/30/2019

Diesel							
No. 2D S15, Biodiesel <6%	16	0	0.00%	0	62,178.00	0.00	
Subtotal:	16	0	0.00%	0	62,178.00	0.00	
Gasoline							
Mid Grade Unleaded	5	0	0.00%	0	11,720.00	0.00	
Premium Unleaded	10	0	0.00%	0	27,087.00	0.00	
Regular Unleaded	11	1	9.09%	1	38,415.00	8,502.00	
Subtotal:	26	1	3.85%	1	77,222.00	8,502.00	
Kerosene							
No. 1 K	2	0	0.00%	0	330.00	0.00	
Subtotal:	2	0	0.00%	0	330.00	0.00	
Total:	45	1	2.22%	1	143,226.00	8,502.00	
Henry							
Aviation Gasoline							
100LL	1	0	0.00%	0	3,970.00	0.00	
Subtotal:	1	0	0.00%	0	3,970.00	0.00	
Diesel							
No. 2D S15, Biodiesel <6%	17	0	0.00%	0	47,363.00	0.00	
Subtotal:	17	0	0.00%	0	47,363.00	0.00	
Gasoline							
Mid Grade Unleaded	5	0	0.00%	0	7,141.00	0.00	
Premium Unleaded	8	0	0.00%	0	19,311.00	0.00	



**Tennessee Department Of
Agriculture**
County Violation Analysis

Collected from 7/1/2018 to 6/30/2019

Regular Unleaded	26	2	7.69%	3	76,783.00	312.00
Subtotal:	39	2	5.13%	3	103,235.00	312.00
Kerosene						
No. 1 K	2	0	0.00%	0	0.00	0.00
Subtotal:	2	0	0.00%	0	0.00	0.00
Total:	59	2	3.39%	3	154,568.00	312.00

Hickman

Aviation Gasoline						
100LL	1	0	0.00%	0	2,429.00	0.00
Subtotal:	1	0	0.00%	0	2,429.00	0.00
Diesel						
No. 2D S15, Biodiesel <6%	8	0	0.00%	0	19,812.00	0.00
Subtotal:	8	0	0.00%	0	19,812.00	0.00
Gasoline						
Mid Grade Unleaded	4	0	0.00%	0	7,055.00	0.00
Premium Unleaded	4	0	0.00%	0	7,822.00	0.00
Regular Unleaded	8	0	0.00%	0	26,914.00	0.00
Subtotal:	16	0	0.00%	0	41,791.00	0.00
Kerosene						
No. 1 K	3	0	0.00%	0	1,144.00	0.00
Subtotal:	3	0	0.00%	0	1,144.00	0.00
Total:	28	0	0.00%	0	65,176.00	0.00

Houston

Aviation Gasoline



**Tennessee Department Of
Agriculture**
County Violation Analysis

Collected from 7/1/2018 to 6/30/2019

100LL	1	0	0.00%	0	2,817.00	0.00
Subtotal:	1	0	0.00%	0	2,817.00	0.00
Diesel						
No. 2D S15, Biodiesel <6%	3	0	0.00%	0	3,730.00	0.00
Subtotal:	3	0	0.00%	0	3,730.00	0.00
Gasoline						
Mid Grade Unleaded	1	0	0.00%	0	2,986.00	0.00
Premium Unleaded	1	0	0.00%	0	963.00	0.00
Regular Unleaded	3	0	0.00%	0	4,725.00	0.00
Subtotal:	5	0	0.00%	0	8,674.00	0.00
Kerosene						
No. 1 K	1	0	0.00%	0	561.00	0.00
Subtotal:	1	0	0.00%	0	561.00	0.00
Total:	10	0	0.00%	0	15,782.00	0.00

Humphreys

Aviation Gasoline						
100LL	1	0	0.00%	0	2,620.00	0.00
Subtotal:	1	0	0.00%	0	2,620.00	0.00
Diesel						
No. 2D S15, Biodiesel <6%	22	1	4.55%	1	133,622.00	2,213.00
Subtotal:	22	1	4.55%	1	133,622.00	2,213.00
Ethanol Flex Fuel						
E51-83	1	0	0.00%	0	4,441.00	0.00



**Tennessee Department Of
Agriculture**
County Violation Analysis

Collected from 7/1/2018 to 6/30/2019

Subtotal:	1	0	0.00%	0	4,441.00	0.00
Gasoline						
Mid Grade Unleaded	10	0	0.00%	0	30,274.00	0.00
Premium Unleaded	5	0	0.00%	0	11,935.00	0.00
Regular Unleaded	13	1	7.69%	1	63,147.00	11,865.00
Subtotal:	28	1	3.57%	1	105,356.00	11,865.00
Kerosene						
No. 1 K	1	1	100.00%	1	1,421.00	1,421.00
Subtotal:	1	1	100.00%	1	1,421.00	1,421.00
Total:	53	3	5.66%	3	247,460.00	15,499.00
Jackson						
Diesel						
No. 2D S15, Biodiesel <6%	4	0	0.00%	0	4,970.00	0.00
Subtotal:	4	0	0.00%	0	4,970.00	0.00
Gasoline						
Mid Grade Unleaded	1	0	0.00%	0	1,738.00	0.00
Premium Unleaded	1	0	0.00%	0	1,885.00	0.00
Regular Unleaded	8	0	0.00%	0	18,854.00	0.00
Subtotal:	10	0	0.00%	0	22,477.00	0.00
Total:	14	0	0.00%	0	27,447.00	0.00
Jefferson						
Diesel						
No. 2D S15,	10	0	0.00%	0	35,704.00	0.00



**Tennessee Department Of
Agriculture**
County Violation Analysis

Collected from 7/1/2018 to 6/30/2019

Biodiesel <6%							
Subtotal:	10	0	0.00%	0	35,704.00	0.00	
Gasoline							
Mid Grade Unleaded	1	0	0.00%	0	1,693.00	0.00	
Premium Unleaded	3	0	0.00%	0	4,642.00	0.00	
Regular Unleaded	23	0	0.00%	0	126,639.00	0.00	
Subtotal:	27	0	0.00%	0	132,974.00	0.00	
Kerosene							
No. 1 K	1	0	0.00%	0	400.00	0.00	
Subtotal:	1	0	0.00%	0	400.00	0.00	
Total:	38	0	0.00%	0	169,078.00	0.00	

Johnson

Aviation Gasoline						
100LL	1	0	0.00%	0	5,600.00	0.00
Subtotal:	1	0	0.00%	0	5,600.00	0.00
Diesel						
No. 2D S15, Biodiesel <6%	6	0	0.00%	0	14,961.00	0.00
Subtotal:	6	0	0.00%	0	14,961.00	0.00
Gasoline						
Mid Grade Unleaded	1	0	0.00%	0	2,725.00	0.00
Regular Unleaded	11	0	0.00%	0	46,518.00	0.00
Subtotal:	12	0	0.00%	0	49,243.00	0.00
Kerosene						



**Tennessee Department Of
Agriculture**
County Violation Analysis

Collected from 7/1/2018 to 6/30/2019

No. 1 K	4	1	25.00%	2	6,312.00	1,598.00
Subtotal:	4	1	25.00%	2	6,312.00	1,598.00
Total:	23	1	4.35%	2	76,116.00	1,598.00

Knox

Aviation Gasoline

100LL	1	0	0.00%	0	664.00	0.00
Subtotal:	1	0	0.00%	0	664.00	0.00

Biodiesel

1 BDBS S15	2	0	0.00%	0	399,252.00	0.00
Subtotal:	2	0	0.00%	0	399,252.00	0.00

Denat. Fuel EtOH

E100	16	0	0.00%	0	7,039,401.00	0.00
Subtotal:	16	0	0.00%	0	7,039,401.00	0.00

Diesel

No. 2D S15, Biodiesel <6%	96	2	2.08%	2	16,099,068.00	3,206.00
No. 2D S15, Biodiesel 20%	2	2	100.00%	4	5,128.00	5,128.00
Subtotal:	98	4	4.08%	6	16,104,196.00	8,334.00

Gasoline

Mid Grade Unleaded	46	2	4.35%	2	154,005.00	4,913.00
Premium Unleaded	85	5	5.88%	12	5,334,626.50	10,107.00
Regular Unleaded	77	5	6.49%	14	20,035,124.00	16,433.00
Subtotal:	208	12	5.77%	28	25,523,755.50	31,453.00

Gasoline Blend Stock



**Tennessee Department Of
Agriculture**
County Violation Analysis

Collected from 7/1/2018 to 6/30/2019

Premium Blend Stock	16	0	0.00%	0	5,325,639.00	0.00
Regular Blend Stock	16	0	0.00%	0	19,706,696.00	0.00
Subtotal:	32	0	0.00%	0	25,032,335.00	0.00
Jet Fuel						
JA	3	0	0.00%	0	134,723.00	0.00
Subtotal:	3	0	0.00%	0	134,723.00	0.00
Kerosene						
No. 1 K	7	0	0.00%	0	1,365,920.00	0.00
Subtotal:	7	0	0.00%	0	1,365,920.00	0.00
Total:	367	16	4.36%	34	75,600,246.50	39,787.00

Lake

Diesel						
No. 2D S15, Biodiesel <6%	3	0	0.00%	0	6,593.00	0.00
Subtotal:	3	0	0.00%	0	6,593.00	0.00
Gasoline						
Mid Grade Unleaded	2	0	0.00%	0	2,752.00	0.00
Premium Unleaded	4	2	50.00%	3	5,214.00	3,392.00
Regular Unleaded	1	0	0.00%	0	1,675.00	0.00
Subtotal:	7	2	28.57%	3	9,641.00	3,392.00
Kerosene						
No. 1 K	1	0	0.00%	0	62.00	0.00
Subtotal:	1	0	0.00%	0	62.00	0.00
Total:	11	2	18.18%	3	16,296.00	3,392.00



**Tennessee Department Of
Agriculture**
County Violation Analysis

Collected from 7/1/2018 to 6/30/2019

Lauderdale

Aviation Gasoline							
100LL	1	0	0.00%	0	5,000.00	0.00	
Subtotal:	1	0	0.00%	0	5,000.00	0.00	
Diesel							
No. 2D S15, Biodiesel <6%	20	5	25.00%	5	55,318.00	18,658.00	
Subtotal:	20	5	25.00%	5	55,318.00	18,658.00	
Gasoline							
Mid Grade Unleaded	8	1	12.50%	1	14,912.00	1,700.00	
Premium Unleaded	6	1	16.67%	1	5,140.00	478.00	
Regular Unleaded	13	0	0.00%	0	50,940.00	0.00	
Subtotal:	27	2	7.41%	2	70,992.00	2,178.00	
Kerosene							
No. 1 K	1	0	0.00%	0	2,219.00	0.00	
Subtotal:	1	0	0.00%	0	2,219.00	0.00	
Total:	49	7	14.29%	7	133,529.00	20,836.00	

Lawrence

Aviation Gasoline							
100LL	1	0	0.00%	0	6,000.00	0.00	
Subtotal:	1	0	0.00%	0	6,000.00	0.00	
Diesel							
No. 2D S15, Biodiesel <6%	37	6	16.22%	6	113,733.30	7,289.00	
No. 2D S15,	1	0	0.00%	0	1,591.00	0.00	



**Tennessee Department Of
Agriculture
County Violation Analysis**

Collected from 7/1/2018 to 6/30/2019

Biodiesel 6-20%							
Subtotal:	38	6	15.79%	6	115,324.30	7,289.00	
Ethanol Flex Fuel							
E51-83	1	0	0.00%	0	4,359.00	0.00	
Subtotal:	1	0	0.00%	0	4,359.00	0.00	
Gasoline							
Mid Grade Unleaded	17	0	0.00%	0	39,024.00	0.00	
Premium Unleaded	6	2	33.33%	3	17,103.00	4,719.00	
Regular Unleaded	32	1	3.13%	2	117,930.00	596.00	
Subtotal:	55	3	5.45%	5	174,057.00	5,315.00	
Kerosene							
No. 1 K	7	0	0.00%	0	1,296.00	0.00	
Subtotal:	7	0	0.00%	0	1,296.00	0.00	
Total:	102	9	8.82%	11	301,036.30	12,604.00	

Lewis

Aviation Gasoline							
100LL	2	1	50.00%	1	2,593.00	73.00	
Subtotal:	2	1	50.00%	1	2,593.00	73.00	
Diesel							
No. 2D S15, Biodiesel <6%	13	0	0.00%	0	32,695.00	0.00	
Subtotal:	13	0	0.00%	0	32,695.00	0.00	
Gasoline							
Mid Grade Unleaded	7	2	28.57%	2	17,477.00	6,235.00	



**Tennessee Department Of
Agriculture**
County Violation Analysis

Collected from 7/1/2018 to 6/30/2019

Premium Unleaded	1	0	0.00%	0	611.00	0.00	
Regular Unleaded	8	0	0.00%	0	28,969.00	0.00	
Subtotal:	16	2	12.50%	2	47,057.00	6,235.00	
Kerosene							
No. 1 K	2	0	0.00%	0	1,302.00	0.00	
Subtotal:	2	0	0.00%	0	1,302.00	0.00	
Total:	33	3	9.09%	3	83,647.00	6,308.00	

Lincoln

Aviation Gasoline							
100LL	1	0	0.00%	0	768.00	0.00	
Subtotal:	1	0	0.00%	0	768.00	0.00	
Diesel							
No. 2D S15, Biodiesel <6%	17	0	0.00%	0	41,252.00	0.00	
Subtotal:	17	0	0.00%	0	41,252.00	0.00	
Gasoline							
Mid Grade Unleaded	4	0	0.00%	0	6,113.00	0.00	
Premium Unleaded	11	1	9.09%	2	17,016.00	1,366.00	
Regular Unleaded	22	0	0.00%	0	80,182.00	0.00	
Subtotal:	37	1	2.70%	2	103,311.00	1,366.00	
Kerosene							
No. 1 K	1	0	0.00%	0	813.00	0.00	
Subtotal:	1	0	0.00%	0	813.00	0.00	
Total:	56	1	1.79%	2	146,144.00	1,366.00	



**Tennessee Department Of
Agriculture**
County Violation Analysis

Collected from 7/1/2018 to 6/30/2019

Loudon

Diesel							
No. 2D S15, Biodiesel <6%	20	1	5.00%	1	58,644.00	3,509.00	
Subtotal:	20	1	5.00%	1	58,644.00	3,509.00	
Gasoline							
Mid Grade Unleaded	3	0	0.00%	0	30,713.00	0.00	
Premium Unleaded	1	0	0.00%	0	4,788.00	0.00	
Regular Unleaded	30	0	0.00%	0	188,252.00	0.00	
Subtotal:	34	0	0.00%	0	223,753.00	0.00	
Kerosene							
No. 1 K	2	0	0.00%	0	1,187.00	0.00	
Subtotal:	2	0	0.00%	0	1,187.00	0.00	
Total:	56	1	1.79%	1	283,584.00	3,509.00	

Macon

Aviation Gasoline							
100LL	1	0	0.00%	0	5,000.00	0.00	
Subtotal:	1	0	0.00%	0	5,000.00	0.00	
Diesel							
No. 2D S15, Biodiesel <6%	11	0	0.00%	0	30,884.00	0.00	
Subtotal:	11	0	0.00%	0	30,884.00	0.00	
Gasoline							
Mid Grade Unleaded	1	0	0.00%	0	2,306.00	0.00	



**Tennessee Department Of
Agriculture**
County Violation Analysis

Collected from 7/1/2018 to 6/30/2019

Premium Unleaded	4	0	0.00%	0	11,007.94	0.00	
Regular Unleaded	17	1	5.88%	4	51,313.00	1,291.00	
Subtotal:	22	1	4.55%	4	64,626.94	1,291.00	
Kerosene							
No. 1 K	2	0	0.00%	0	2,064.00	0.00	
Subtotal:	2	0	0.00%	0	2,064.00	0.00	
Total:	36	1	2.78%	4	102,574.94	1,291.00	

Madison

Aviation Gasoline							
100LL	1	0	0.00%	0	3,623.00	0.00	
Subtotal:	1	0	0.00%	0	3,623.00	0.00	
Diesel							
No. 2D S15, Biodiesel <6%	37	2	5.41%	2	286,197.00	4,576.00	
No. 2D S15, Biodiesel 6-20%	1	0	0.00%	0	32,841.00	0.00	
Subtotal:	38	2	5.26%	2	319,038.00	4,576.00	
Ethanol Flex Fuel							
E51-83	3	0	0.00%	0	9,549.00	0.00	
Subtotal:	3	0	0.00%	0	9,549.00	0.00	
Gasoline							
Mid Grade Unleaded	30	0	0.00%	0	97,827.00	0.00	
Premium Unleaded	51	1	1.96%	3	114,630.00	533.00	
Regular Unleaded	30	2	6.67%	2	208,164.00	15,929.00	



**Tennessee Department Of
Agriculture**
County Violation Analysis

Collected from 7/1/2018 to 6/30/2019

Subtotal:	111	3	2.70%	5	420,621.00	16,462.00
Kerosene						
No. 1 K	2	0	0.00%	0	674.00	0.00
Subtotal:	2	0	0.00%	0	674.00	0.00
Total:	155	5	3.23%	7	753,505.00	21,038.00
Marion						
Aviation Gasoline						
100LL	1	0	0.00%	0	5,836.00	0.00
Subtotal:	1	0	0.00%	0	5,836.00	0.00
Diesel						
No. 2D S15, Biodiesel <6%	19	0	0.00%	0	165,845.00	0.00
Subtotal:	19	0	0.00%	0	165,845.00	0.00
Gasoline						
Mid Grade Unleaded	6	1	16.67%	1	24,036.00	958.00
Premium Unleaded	5	0	0.00%	0	15,909.00	0.00
Regular Unleaded	23	0	0.00%	0	113,749.00	0.00
Subtotal:	34	1	2.94%	1	153,694.00	958.00
Kerosene						
No. 1 K	3	0	0.00%	0	2,582.00	0.00
Subtotal:	3	0	0.00%	0	2,582.00	0.00
Total:	57	1	1.75%	1	327,957.00	958.00
Marshall						
Aviation Gasoline						
100LL	1	0	0.00%	0	3,200.00	0.00



**Tennessee Department Of
Agriculture**
County Violation Analysis

Collected from 7/1/2018 to 6/30/2019

Subtotal:	1	0	0.00%	0	3,200.00	0.00
Diesel						
No. 2D S15, Biodiesel <6%	29	1	3.45%	1	84,733.00	3,005.00
Subtotal:	29	1	3.45%	1	84,733.00	3,005.00
Ethanol Flex Fuel						
E51-83	1	0	0.00%	0	3,148.00	0.00
Subtotal:	1	0	0.00%	0	3,148.00	0.00
Gasoline						
Mid Grade Unleaded	5	0	0.00%	0	8,614.00	0.00
Premium Unleaded	9	0	0.00%	0	19,850.00	0.00
Regular Unleaded	18	0	0.00%	0	91,986.00	0.00
Subtotal:	32	0	0.00%	0	120,450.00	0.00
Kerosene						
No. 1 K	5	0	0.00%	0	5,097.00	0.00
Subtotal:	5	0	0.00%	0	5,097.00	0.00
Total:	68	1	1.47%	1	216,628.00	3,005.00
Maury						
Diesel						
No. 2D S15, Biodiesel <6%	44	4	9.09%	4	162,009.00	6,069.00
Subtotal:	44	4	9.09%	4	162,009.00	6,069.00
Ethanol Flex Fuel						
E51-83	6	3	50.00%	3	25,364.00	18,768.00
Subtotal:	6	3	50.00%	3	25,364.00	18,768.00



**Tennessee Department Of
Agriculture**
County Violation Analysis

Collected from 7/1/2018 to 6/30/2019

Gasoline

Mid Grade Unleaded	17	1	5.88%	1	43,574.90	54.00
Premium Unleaded	15	1	6.67%	1	35,790.70	2,229.00
Regular Unleaded	39	1	2.56%	1	177,794.00	3,478.00
Subtotal:	71	3	4.23%	3	257,159.60	5,761.00

Jet Fuel

JA	1	0	0.00%	0	9,549.00	0.00
Subtotal:	1	0	0.00%	0	9,549.00	0.00

Kerosene

No. 1 K	3	0	0.00%	0	2,784.00	0.00
Subtotal:	3	0	0.00%	0	2,784.00	0.00
Total:	125	10	8.00%	10	456,865.60	30,598.00

Mcminn

Aviation Gasoline

100LL	1	0	0.00%	0	6,000.00	0.00
Subtotal:	1	0	0.00%	0	6,000.00	0.00

Diesel

No. 2D S15, Biodiesel <6%	15	0	0.00%	0	66,479.00	0.00
Subtotal:	15	0	0.00%	0	66,479.00	0.00

Ethanol Flex Fuel

E51-83	1	0	0.00%	0	2,700.00	0.00
Subtotal:	1	0	0.00%	0	2,700.00	0.00

Gasoline

Mid Grade Unleaded	4	0	0.00%	0	18,558.00	0.00
-----------------------	---	---	-------	---	-----------	------



**Tennessee Department Of
Agriculture**
County Violation Analysis

Collected from 7/1/2018 to 6/30/2019

Premium Unleaded	1	0	0.00%	0	8,050.00	0.00
Regular Unleaded	35	0	0.00%	0	218,201.00	0.00
Subtotal:	40	0	0.00%	0	244,809.00	0.00

Kerosene

No. 1 K	1	0	0.00%	0	569.00	0.00
Subtotal:	1	0	0.00%	0	569.00	0.00
Total:	58	0	0.00%	0	320,557.00	0.00

Mcnairy

Aviation Gasoline

100LL	1	0	0.00%	0	4,359.00	0.00
Subtotal:	1	0	0.00%	0	4,359.00	0.00

Diesel

No. 2D S15, Biodiesel <6%	10	1	10.00%	1	89,504.00	5,870.00
No. 2D S15, Biodiesel 6-20%	1	0	0.00%	0	2,362.00	0.00
Subtotal:	11	1	9.09%	1	91,866.00	5,870.00

Gasoline

Mid Grade Unleaded	8	2	25.00%	2	27,591.00	4,662.00
Premium Unleaded	10	1	10.00%	1	29,027.00	2,942.00
Regular Unleaded	11	1	9.09%	1	32,032.00	8,884.00
Subtotal:	29	4	13.79%	4	88,650.00	16,488.00
Total:	41	5	12.20%	5	184,875.00	22,358.00

Meigs



**Tennessee Department Of
Agriculture**
County Violation Analysis

Collected from 7/1/2018 to 6/30/2019

Diesel							
No. 2D S15, Biodiesel <6%	4	0	0.00%	0	12,456.00	0.00	
Subtotal:	4	0	0.00%	0	12,456.00	0.00	
Gasoline							
Mid Grade Unleaded	1	0	0.00%	0	1,122.00	0.00	
Regular Unleaded	10	0	0.00%	0	33,579.00	0.00	
Subtotal:	11	0	0.00%	0	34,701.00	0.00	
Total:	15	0	0.00%	0	47,157.00	0.00	
Monroe							
Aviation Gasoline							
100LL	1	0	0.00%	0	627.00	0.00	
Subtotal:	1	0	0.00%	0	627.00	0.00	
Diesel							
No. 2D S15, Biodiesel <6%	18	0	0.00%	0	65,390.00	0.00	
Subtotal:	18	0	0.00%	0	65,390.00	0.00	
Gasoline							
Mid Grade Unleaded	4	0	0.00%	0	18,287.00	0.00	
Premium Unleaded	1	0	0.00%	0	3,324.00	0.00	
Regular Unleaded	35	0	0.00%	0	187,580.00	0.00	
Subtotal:	40	0	0.00%	0	209,191.00	0.00	
Kerosene							
No. 1 K	1	0	0.00%	0	723.00	0.00	



**Tennessee Department Of
Agriculture**
County Violation Analysis

Collected from 7/1/2018 to 6/30/2019

	Subtotal:	1	0	0.00%	0	723.00	0.00
	Total:	60	0	0.00%	0	275,931.00	0.00
Montgomery							
Diesel							
	No. 2D S15, Biodiesel <6%	67	3	4.48%	3	216,373.00	2,703.00
	No. 2D S15, Biodiesel 6- 20%	1	0	0.00%	0	2,722.00	0.00
	Subtotal:	68	3	4.41%	3	219,095.00	2,703.00
Ethanol Flex Fuel							
	E51-83	13	2	15.38%	2	51,163.00	8,785.00
	Subtotal:	13	2	15.38%	2	51,163.00	8,785.00
Gasoline							
	Mid Grade Unleaded	31	0	0.00%	0	83,577.00	0.00
	Premium Unleaded	31	2	6.45%	2	93,371.00	2,283.00
	Regular Unleaded	47	1	2.13%	1	281,568.00	4,018.00
	Subtotal:	109	3	2.75%	3	458,516.00	6,301.00
Kerosene							
	No. 1 K	11	2	18.18%	2	9,322.00	1,984.00
	Subtotal:	11	2	18.18%	2	9,322.00	1,984.00
	Total:	201	10	4.98%	10	738,096.00	19,773.00
Moore							
Diesel							
	No. 2D S15, Biodiesel <6%	1	0	0.00%	0	1,239.00	0.00



**Tennessee Department Of
Agriculture**
County Violation Analysis

Collected from 7/1/2018 to 6/30/2019

	Subtotal:	1	0	0.00%	0	1,239.00	0.00
	Gasoline						
	Mid Grade Unleaded	1	0	0.00%	0	757.00	0.00
	Regular Unleaded	2	0	0.00%	0	14,090.00	0.00
	Subtotal:	3	0	0.00%	0	14,847.00	0.00
	Total:	4	0	0.00%	0	16,086.00	0.00
Morgan							
	Diesel						
	No. 2D S15, Biodiesel <6%	15	0	0.00%	0	23,402.00	0.00
	Subtotal:	15	0	0.00%	0	23,402.00	0.00
	Gasoline						
	Mid Grade Unleaded	1	0	0.00%	0	1,521.00	0.00
	Premium Unleaded	2	0	0.00%	0	3,276.00	0.00
	Regular Unleaded	18	1	5.56%	2	30,889.00	672.00
	Subtotal:	21	1	4.76%	2	35,686.00	672.00
	Total:	36	1	2.78%	2	59,088.00	672.00
Obion							
	Aviation Gasoline						
	100LL	1	0	0.00%	0	6,075.00	0.00
	Subtotal:	1	0	0.00%	0	6,075.00	0.00
	Denat. Fuel EtOH						
	E100	4	0	0.00%	0	4,726,481.00	0.00
	Subtotal:	4	0	0.00%	0	4,726,481.00	0.00



**Tennessee Department Of
Agriculture**
County Violation Analysis

Collected from 7/1/2018 to 6/30/2019

Diesel							
No. 2D S15, Biodiesel <6%	16	2	12.50%	2	67,015.00	9,551.00	
No. 2D S15, Biodiesel 6- 20%	1	0	0.00%	0	8,348.00	0.00	
Subtotal:	17	2	11.76%	2	75,363.00	9,551.00	
Gasoline							
Mid Grade Unleaded	4	0	0.00%	0	15,520.00	0.00	
Premium Unleaded	9	4	44.44%	6	31,740.00	10,779.00	
Regular Unleaded	18	0	0.00%	0	87,169.00	0.00	
Subtotal:	31	4	12.90%	6	134,429.00	10,779.00	
Kerosene							
No. 1 K	2	0	0.00%	0	831.00	0.00	
Subtotal:	2	0	0.00%	0	831.00	0.00	
Total:	55	6	10.91%	8	4,943,179.00	20,330.00	
Out Of State							
Diesel							
No. 2D S15, Biodiesel <6%	1	0	0.00%	0	6,341.00	0.00	
Subtotal:	1	0	0.00%	0	6,341.00	0.00	
Total:	1	0	0.00%	0	6,341.00	0.00	
Overton							
Aviation Gasoline							
100LL	1	0	0.00%	0	4,500.00	0.00	
Subtotal:	1	0	0.00%	0	4,500.00	0.00	



**Tennessee Department Of
Agriculture**
County Violation Analysis

Collected from 7/1/2018 to 6/30/2019

Diesel							
	No. 2D S15, Biodiesel <6%	17	3	17.65%	3	36,482.00	717.00
	Subtotal:	17	3	17.65%	3	36,482.00	717.00
Gasoline							
	Mid Grade Unleaded	1	0	0.00%	0	3,321.00	0.00
	Premium Unleaded	4	0	0.00%	0	9,823.00	0.00
	Regular Unleaded	21	0	0.00%	0	62,007.00	0.00
	Subtotal:	26	0	0.00%	0	75,151.00	0.00
Kerosene							
	No. 1 K	5	0	0.00%	0	3,407.00	0.00
	Subtotal:	5	0	0.00%	0	3,407.00	0.00
	Total:	49	3	6.12%	3	119,540.00	717.00
Perry							
Diesel							
	No. 2D S15, Biodiesel <6%	10	0	0.00%	0	16,915.00	0.00
	Subtotal:	10	0	0.00%	0	16,915.00	0.00
Gasoline							
	Mid Grade Unleaded	3	0	0.00%	0	9,269.00	0.00
	Premium Unleaded	3	0	0.00%	0	6,801.00	0.00
	Regular Unleaded	9	0	0.00%	0	28,049.00	0.00
	Subtotal:	15	0	0.00%	0	44,119.00	0.00



**Tennessee Department Of
Agriculture**
County Violation Analysis

Collected from 7/1/2018 to 6/30/2019

Kerosene							
No. 1 K	2	0	0.00%	0	2,773.00	0.00	
Subtotal:	2	0	0.00%	0	2,773.00	0.00	
Total:	27	0	0.00%	0	63,807.00	0.00	
Pickett							
Diesel							
No. 2D S15, Biodiesel <6%	4	0	0.00%	0	6,349.00	0.00	
Subtotal:	4	0	0.00%	0	6,349.00	0.00	
Gasoline							
Mid Grade Unleaded	1	0	0.00%	0	1,854.00	0.00	
Premium Unleaded	2	0	0.00%	0	6,630.00	0.00	
Regular Unleaded	8	0	0.00%	0	33,805.00	0.00	
Subtotal:	11	0	0.00%	0	42,289.00	0.00	
Kerosene							
No. 1 K	1	0	0.00%	0	1,000.00	0.00	
Subtotal:	1	0	0.00%	0	1,000.00	0.00	
Total:	16	0	0.00%	0	49,638.00	0.00	
Polk							
Diesel							
No. 2D S15, Biodiesel <6%	4	0	0.00%	0	9,114.00	0.00	
Subtotal:	4	0	0.00%	0	9,114.00	0.00	
Gasoline							
Mid Grade	1	0	0.00%	0	5,599.00	0.00	



**Tennessee Department Of
Agriculture**
County Violation Analysis

Collected from 7/1/2018 to 6/30/2019

	Unleaded						
	Regular						
	Unleaded	8	1	12.50%	1	20,028.00	462.00
	Subtotal:	9	1	11.11%	1	25,627.00	462.00
Total:		13	1	7.69%	1	34,741.00	462.00
Putnam							
Diesel							
	No. 2D S15, Biodiesel <6%	39	1	2.56%	1	165,529.00	170.00
	No. 2D S15, Biodiesel 6- 20%	1	1	100.00%	1	26,288.00	26,288.00
	Subtotal:	40	2	5.00%	2	191,817.00	26,458.00
Ethanol Flex Fuel							
	E51-83	1	0	0.00%	0	1,920.00	0.00
	Subtotal:	1	0	0.00%	0	1,920.00	0.00
Gasoline							
	Mid Grade Unleaded	4	1	25.00%	2	11,939.00	612.00
	Premium Unleaded	18	1	5.56%	1	35,886.00	846.00
	Regular Unleaded	37	0	0.00%	0	170,058.00	0.00
	Subtotal:	59	2	3.39%	3	217,883.00	1,458.00
Kerosene							
	No. 1 K	6	0	0.00%	0	3,301.00	0.00
	Subtotal:	6	0	0.00%	0	3,301.00	0.00
Total:		106	4	3.77%	5	414,921.00	27,916.00

Rhea

Aviation Gasoline



**Tennessee Department Of
Agriculture**
County Violation Analysis

Collected from 7/1/2018 to 6/30/2019

100LL	1	0	0.00%	0	1,900.00	0.00
Subtotal:	1	0	0.00%	0	1,900.00	0.00
Diesel						
No. 2D S15, Biodiesel <6%	9	0	0.00%	0	24,595.00	0.00
Subtotal:	9	0	0.00%	0	24,595.00	0.00
Gasoline						
Mid Grade Unleaded	4	0	0.00%	0	12,240.00	0.00
Premium Unleaded	1	0	0.00%	0	7,671.00	0.00
Regular Unleaded	24	1	4.17%	2	69,455.00	905.00
Subtotal:	29	1	3.45%	2	89,366.00	905.00
Kerosene						
No. 1 K	1	0	0.00%	0	600.00	0.00
Subtotal:	1	0	0.00%	0	600.00	0.00
Total:	40	1	2.50%	2	116,461.00	905.00

Roane

Diesel						
No. 2D S15, Biodiesel <6%	20	0	0.00%	0	43,477.00	0.00
Subtotal:	20	0	0.00%	0	43,477.00	0.00
Ethanol Flex Fuel						
E51-83	1	0	0.00%	0	1,110.00	0.00
Subtotal:	1	0	0.00%	0	1,110.00	0.00
Gasoline						
Mid Grade Unleaded	12	0	0.00%	0	33,704.00	0.00



**Tennessee Department Of
Agriculture**
County Violation Analysis

Collected from 7/1/2018 to 6/30/2019

Premium Unleaded	6	0	0.00%	0	9,151.00	0.00
Regular Unleaded	22	0	0.00%	0	77,946.00	0.00
Subtotal:	40	0	0.00%	0	120,801.00	0.00
Kerosene						
No. 1 K	3	0	0.00%	0	5,417.00	0.00
Subtotal:	3	0	0.00%	0	5,417.00	0.00
Total:	64	0	0.00%	0	170,805.00	0.00

Robertson

Aviation Gasoline						
100LL	1	0	0.00%	0	653.00	0.00
Subtotal:	1	0	0.00%	0	653.00	0.00
Diesel						
No. 2D S15, Biodiesel <6%	35	1	2.86%	2	159,831.00	2,181.00
No. 2D S15, Biodiesel 6-20%	1	0	0.00%	0	31,858.00	0.00
Subtotal:	36	1	2.78%	2	191,689.00	2,181.00
Ethanol Flex Fuel						
E51-83	4	0	0.00%	0	7,549.00	0.00
Subtotal:	4	0	0.00%	0	7,549.00	0.00
Gasoline						
Mid Grade Unleaded	8	0	0.00%	0	26,432.00	0.00
Premium Unleaded	7	0	0.00%	0	21,005.00	0.00
Regular Unleaded	37	1	2.70%	1	238,033.00	3,743.00



**Tennessee Department Of
Agriculture**
County Violation Analysis

Collected from 7/1/2018 to 6/30/2019

Subtotal:	52	1	1.92%	1	285,470.00	3,743.00
Kerosene						
No. 1 K	22	0	0.00%	0	16,633.00	0.00
Subtotal:	22	0	0.00%	0	16,633.00	0.00
Total:	115	2	1.74%	3	501,994.00	5,924.00

Rutherford

Aviation Gasoline						
100LL	2	0	0.00%	0	15,791.00	0.00
Subtotal:	2	0	0.00%	0	15,791.00	0.00

Diesel						
No. 2D S15, Biodiesel <6%	100	7	7.00%	7	587,811.00	29,415.00
No. 2D S15, Biodiesel 6- 20%	1	0	0.00%	0	40,646.00	0.00
Subtotal:	101	7	6.93%	7	628,457.00	29,415.00

Ethanol Flex Fuel						
E51-83	18	5	27.78%	5	47,950.00	15,311.00
Subtotal:	18	5	27.78%	5	47,950.00	15,311.00

Gasoline						
Mid Grade Unleaded	23	0	0.00%	0	77,240.00	0.00
Premium Unleaded	32	1	3.13%	2	87,507.00	403.00
Regular Unleaded	98	0	0.00%	0	682,405.00	0.00
Subtotal:	153	1	0.65%	2	847,152.00	403.00

Jet Fuel						
JA	1	0	0.00%	0	47,167.00	0.00



**Tennessee Department Of
Agriculture**
County Violation Analysis

Collected from 7/1/2018 to 6/30/2019

	Subtotal:	1	0	0.00%	0	47,167.00	0.00
	Kerosene						
	No. 1 K	16	0	0.00%	0	10,267.00	0.00
	Subtotal:	16	0	0.00%	0	10,267.00	0.00
	Total:	291	13	4.47%	14	1,596,784.00	45,129.00
Scott							
	Aviation Gasoline						
	100LL	1	0	0.00%	0	1,918.00	0.00
	Subtotal:	1	0	0.00%	0	1,918.00	0.00
	Diesel						
	No. 2D S15, Biodiesel <6%	10	0	0.00%	0	34,900.00	0.00
	Subtotal:	10	0	0.00%	0	34,900.00	0.00
	Gasoline						
	Mid Grade Unleaded	3	0	0.00%	0	11,108.00	0.00
	Premium Unleaded	5	0	0.00%	0	10,483.00	0.00
	Regular Unleaded	13	0	0.00%	0	47,585.00	0.00
	Subtotal:	21	0	0.00%	0	69,176.00	0.00
	Kerosene						
	No. 1 K	3	0	0.00%	0	6,004.00	0.00
	Subtotal:	3	0	0.00%	0	6,004.00	0.00
	Total:	35	0	0.00%	0	111,998.00	0.00
Sequatchie							
	Diesel						
	No. 2D S15, Biodiesel	4	0	0.00%	0	10,711.00	0.00



**Tennessee Department Of
Agriculture**

County Violation Analysis

Collected from 7/1/2018 to 6/30/2019

<6%							
	Subtotal:	4	0	0.00%	0	10,711.00	0.00
Gasoline							
	Mid Grade Unleaded	1	0	0.00%	0	6,644.00	0.00
	Regular Unleaded	8	0	0.00%	0	34,895.00	0.00
	Subtotal:	9	0	0.00%	0	41,539.00	0.00
Kerosene							
	No. 1 K	1	0	0.00%	0	241.00	0.00
	Subtotal:	1	0	0.00%	0	241.00	0.00
Total:		14	0	0.00%	0	52,491.00	0.00
Sevier							
Diesel							
	No. 2D S15, Biodiesel <6%	41	6	14.63%	6	129,026.00	19,955.00
	Subtotal:	41	6	14.63%	6	129,026.00	19,955.00
Gasoline							
	Mid Grade Unleaded	3	0	0.00%	0	6,550.00	0.00
	Premium Unleaded	23	0	0.00%	0	59,320.00	0.00
	Regular Unleaded	60	0	0.00%	0	320,101.00	0.00
	Subtotal:	86	0	0.00%	0	385,971.00	0.00
Jet Fuel							
	JA	1	0	0.00%	0	4,857.00	0.00
	Subtotal:	1	0	0.00%	0	4,857.00	0.00
Total:		128	6	4.69%	6	519,854.00	19,955.00



**Tennessee Department Of
Agriculture**
County Violation Analysis

Collected from 7/1/2018 to 6/30/2019

Shelby

Aviation Gasoline							
100LL	5	0	0.00%	0	426,620.00	0.00	
Subtotal:	5	0	0.00%	0	426,620.00	0.00	
Biodiesel							
1 BDBS S15	5	1	20.00%	1	2,881,959.00	20,527.00	
Subtotal:	5	1	20.00%	1	2,881,959.00	20,527.00	
Denat. Fuel EtOH							
E100	3	0	0.00%	0	2,011,130.00	0.00	
Subtotal:	3	0	0.00%	0	2,011,130.00	0.00	
Diesel							
No. 2D S15, Biodiesel <6%	186	25	13.44%	25	5,652,230.00	60,413.00	
No. 2D S15, Biodiesel 6- 20%	2	0	0.00%	0	44,445.00	0.00	
Subtotal:	188	25	13.30%	25	5,696,675.00	60,413.00	
Gasoline							
Mid Grade Unleaded	165	4	2.42%	4	511,976.00	10,685.00	
Premium Unleaded	205	9	4.39%	18	827,249.00	16,973.00	
Regular Unleaded	238	14	5.88%	19	5,599,819.00	83,731.00	
Subtotal:	608	27	4.44%	41	6,939,044.00	111,389.00	
Gasoline Blend Stock							
Premium Blend Stock	2	1	50.00%	3	307,944.00	126,756.00	
Regular Blend Stock	3	0	0.00%	0	4,228,369.00	0.00	



**Tennessee Department Of
Agriculture**
County Violation Analysis

Collected from 7/1/2018 to 6/30/2019

	Subtotal:	5	1	20.00%	3	4,536,313.00	126,756.00
Jet Fuel							
	JA	2	0	0.00%	0	3,346,432.00	0.00
	Subtotal:	2	0	0.00%	0	3,346,432.00	0.00
Kerosene							
	No. 1 K	5	0	0.00%	0	6,239.00	0.00
	Subtotal:	5	0	0.00%	0	6,239.00	0.00
Total:		821	54	6.58%	70	25,844,412.00	319,085.00
Smith							
Diesel							
	No. 2D S15, Biodiesel <6%	10	1	10.00%	1	46,069.00	196.00
	Subtotal:	10	1	10.00%	1	46,069.00	196.00
Gasoline							
	Mid Grade Unleaded	2	0	0.00%	0	2,850.00	0.00
	Premium Unleaded	2	1	50.00%	1	1,824.00	146.00
	Regular Unleaded	20	1	5.00%	1	84,076.00	1,394.00
	Subtotal:	24	2	8.33%	2	88,750.00	1,540.00
Kerosene							
	No. 1 K	1	0	0.00%	0	1,551.00	0.00
	Subtotal:	1	0	0.00%	0	1,551.00	0.00
Total:		35	3	8.57%	3	136,370.00	1,736.00
Stewart							
Diesel							
	No. 2D S15, Biodiesel	14	0	0.00%	0	18,526.00	0.00



**Tennessee Department Of
Agriculture**
County Violation Analysis

Collected from 7/1/2018 to 6/30/2019

<6%							
Subtotal:	14	0	0.00%	0	18,526.00	0.00	
Gasoline							
Mid Grade Unleaded	5	1	20.00%	1	6,405.00	1,818.00	
Premium Unleaded	2	0	0.00%	0	2,599.00	0.00	
Regular Unleaded	14	1	7.14%	1	31,354.00	687.00	
Subtotal:	21	2	9.52%	2	40,358.00	2,505.00	
Kerosene							
No. 1 K	3	0	0.00%	0	1,781.00	0.00	
Subtotal:	3	0	0.00%	0	1,781.00	0.00	
Total:	38	2	5.26%	2	60,665.00	2,505.00	
Sullivan							
Diesel							
No. 2D S15, Biodiesel <6%	37	1	2.70%	1	151,322.00	306.00	
Subtotal:	37	1	2.70%	1	151,322.00	306.00	
Gasoline							
Mid Grade Unleaded	3	0	0.00%	0	3,910.00	0.00	
Premium Unleaded	17	0	0.00%	0	51,408.00	0.00	
Regular Unleaded	76	2	2.63%	2	474,956.00	14,882.00	
Subtotal:	96	2	2.08%	2	530,274.00	14,882.00	
Jet Fuel							
JA	1	0	0.00%	0	7,000.00	0.00	
Subtotal:	1	0	0.00%	0	7,000.00	0.00	



**Tennessee Department Of
Agriculture
County Violation Analysis**

Collected from 7/1/2018 to 6/30/2019

Kerosene							
No. 1 K	5	0	0.00%	0	3,446.00	0.00	
Subtotal:	5	0	0.00%	0	3,446.00	0.00	
Total:	139	3	2.16%	3	692,042.00	15,188.00	

Sumner

Aviation Gasoline							
100LL	2	0	0.00%	0	8,646.00	0.00	
Subtotal:	2	0	0.00%	0	8,646.00	0.00	

Diesel							
No. 2D S15, Biodiesel <6%	57	4	7.02%	4	151,307.00	1,999.00	
Subtotal:	57	4	7.02%	4	151,307.00	1,999.00	

Ethanol Flex Fuel							
E51-83	9	0	0.00%	0	25,882.00	0.00	
Subtotal:	9	0	0.00%	0	25,882.00	0.00	

Gasoline							
Mid Grade Unleaded	31	1	3.23%	1	82,315.70	4,340.00	
Premium Unleaded	21	0	0.00%	0	51,322.00	0.00	
Regular Unleaded	76	4	5.26%	9	437,633.00	11,406.00	
Subtotal:	128	5	3.91%	10	571,270.70	15,746.00	

Kerosene							
No. 1 K	18	0	0.00%	0	12,874.00	0.00	
Subtotal:	18	0	0.00%	0	12,874.00	0.00	
Total:	214	9	4.21%	14	769,979.70	17,745.00	

Tipton



Tennessee Department Of Agriculture

County Violation Analysis

Collected from 7/1/2018 to 6/30/2019

Aviation Gasoline							
100LL	1	0	0.00%	0	8,148.00	0.00	
Subtotal:	1	0	0.00%	0	8,148.00	0.00	
Diesel							
No. 2D S15, Biodiesel <6%	14	0	0.00%	0	42,511.00	0.00	
Subtotal:	14	0	0.00%	0	42,511.00	0.00	
Gasoline							
Mid Grade Unleaded	16	0	0.00%	0	35,683.00	0.00	
Premium Unleaded	16	1	6.25%	1	24,522.00	572.00	
Regular Unleaded	14	1	7.14%	1	60,671.00	1,825.00	
Subtotal:	46	2	4.35%	2	120,876.00	2,397.00	
Kerosene							
No. 1 K	1	0	0.00%	0	277.00	0.00	
Subtotal:	1	0	0.00%	0	277.00	0.00	
Total:	62	2	3.23%	2	171,812.00	2,397.00	

Trousdale

Diesel							
No. 2D S15, Biodiesel <6%	5	0	0.00%	0	8,812.00	0.00	
Subtotal:	5	0	0.00%	0	8,812.00	0.00	
Gasoline							
Premium Unleaded	1	0	0.00%	0	1,982.00	0.00	
Regular Unleaded	7	0	0.00%	0	26,134.00	0.00	



**Tennessee Department Of
Agriculture**
County Violation Analysis

Collected from 7/1/2018 to 6/30/2019

	Subtotal:	8	0	0.00%	0	28,116.00	0.00
	Kerosene						
	No. 1 K	2	0	0.00%	0	2,991.00	0.00
	Subtotal:	2	0	0.00%	0	2,991.00	0.00
	Total:	15	0	0.00%	0	39,919.00	0.00
Unicoi							
	Diesel						
	No. 2D S15, Biodiesel <6%	4	0	0.00%	0	9,576.00	0.00
	Subtotal:	4	0	0.00%	0	9,576.00	0.00
	Gasoline						
	Premium Unleaded	1	0	0.00%	0	2,060.00	0.00
	Regular Unleaded	6	0	0.00%	0	35,074.00	0.00
	Subtotal:	7	0	0.00%	0	37,134.00	0.00
	Total:	11	0	0.00%	0	46,710.00	0.00
Union							
	Diesel						
	No. 2D S15, Biodiesel <6%	4	0	0.00%	0	10,378.00	0.00
	Subtotal:	4	0	0.00%	0	10,378.00	0.00
	Gasoline						
	Mid Grade Unleaded	1	0	0.00%	0	3,597.00	0.00
	Premium Unleaded	2	0	0.00%	0	9,717.00	0.00
	Regular Unleaded	4	0	0.00%	0	15,906.00	0.00



**Tennessee Department Of
Agriculture**
County Violation Analysis

Collected from 7/1/2018 to 6/30/2019

Subtotal:	7	0	0.00%	0	29,220.00	0.00
Total:	11	0	0.00%	0	39,598.00	0.00

Van Buren

Diesel

No. 2D S15, Biodiesel <6%	4	0	0.00%	0	3,738.26	0.00
---------------------------------	---	---	-------	---	----------	------

Subtotal:	4	0	0.00%	0	3,738.26	0.00
------------------	---	---	-------	---	----------	------

Gasoline

Mid Grade Unleaded	1	0	0.00%	0	1,030.00	0.00
-----------------------	---	---	-------	---	----------	------

Premium Unleaded	1	0	0.00%	0	3,122.00	0.00
---------------------	---	---	-------	---	----------	------

Regular Unleaded	4	0	0.00%	0	8,048.00	0.00
---------------------	---	---	-------	---	----------	------

Subtotal:	6	0	0.00%	0	12,200.00	0.00
------------------	---	---	-------	---	-----------	------

Total:	10	0	0.00%	0	15,938.26	0.00
---------------	----	---	-------	---	-----------	------

Warren

Aviation Gasoline

100LL	1	1	100.00%	1	2,500.00	2,500.00
-------	---	---	---------	---	----------	----------

Subtotal:	1	1	100.00%	1	2,500.00	2,500.00
------------------	---	---	---------	---	----------	----------

Diesel

No. 2D S15, Biodiesel <6%	30	1	3.33%	1	77,094.00	1,169.00
---------------------------------	----	---	-------	---	-----------	----------

Subtotal:	30	1	3.33%	1	77,094.00	1,169.00
------------------	----	---	-------	---	-----------	----------

Gasoline

Mid Grade Unleaded	6	0	0.00%	0	18,049.00	0.00
-----------------------	---	---	-------	---	-----------	------

Premium Unleaded	6	0	0.00%	0	14,534.00	0.00
---------------------	---	---	-------	---	-----------	------



**Tennessee Department Of
Agriculture**
County Violation Analysis

Collected from 7/1/2018 to 6/30/2019

Regular Unleaded	30	1	3.33%	1	146,442.00	1,906.00
Subtotal:	42	1	2.38%	1	179,025.00	1,906.00
Kerosene						
No. 1 K	6	1	16.67%	1	4,338.00	642.00
Subtotal:	6	1	16.67%	1	4,338.00	642.00
Total:	79	4	5.06%	4	262,957.00	6,217.00

Washington

Diesel						
No. 2D S15, Biodiesel <6%	27	0	0.00%	0	84,188.00	0.00
Subtotal:	27	0	0.00%	0	84,188.00	0.00
Gasoline						
Mid Grade Unleaded	2	0	0.00%	0	4,646.00	0.00
Premium Unleaded	14	1	7.14%	1	43,050.00	2,714.00
Regular Unleaded	61	5	8.20%	10	394,658.00	23,631.00
Subtotal:	77	6	7.79%	11	442,354.00	26,345.00
Kerosene						
No. 1 K	3	0	0.00%	0	5,169.00	0.00
Subtotal:	3	0	0.00%	0	5,169.00	0.00
Total:	107	6	5.61%	11	531,711.00	26,345.00

Wayne

Diesel						
No. 2D S15, Biodiesel <6%	12	0	0.00%	0	24,062.00	0.00
Subtotal:	12	0	0.00%	0	24,062.00	0.00



**Tennessee Department Of
Agriculture**
County Violation Analysis

Collected from 7/1/2018 to 6/30/2019

Gasoline

Mid Grade Unleaded	5	0	0.00%	0	10,627.00	0.00
Premium Unleaded	2	0	0.00%	0	3,106.00	0.00
Regular Unleaded	9	0	0.00%	0	27,980.60	0.00
Subtotal:	16	0	0.00%	0	41,713.60	0.00

Kerosene

No. 1 K	2	0	0.00%	0	632.00	0.00
Subtotal:	2	0	0.00%	0	632.00	0.00
Total:	30	0	0.00%	0	66,407.60	0.00

Weakley

Diesel

No. 2D S15, Biodiesel <6%	10	1	10.00%	1	42,803.00	529.00
Subtotal:	10	1	10.00%	1	42,803.00	529.00

Gasoline

Mid Grade Unleaded	9	0	0.00%	0	33,207.00	0.00
Premium Unleaded	3	0	0.00%	0	7,597.00	0.00
Regular Unleaded	11	0	0.00%	0	46,883.00	0.00
Subtotal:	23	0	0.00%	0	87,687.00	0.00

Kerosene

No. 1 K	2	0	0.00%	0	1,094.00	0.00
Subtotal:	2	0	0.00%	0	1,094.00	0.00
Total:	35	1	2.86%	1	131,584.00	529.00

White



**Tennessee Department Of
Agriculture**
County Violation Analysis

Collected from 7/1/2018 to 6/30/2019

Diesel							
No. 2D S15, Biodiesel <6%	14	0	0.00%	0	40,511.00	0.00	
Subtotal:	14	0	0.00%	0	40,511.00	0.00	
Gasoline							
Mid Grade Unleaded	4	0	0.00%	0	6,016.00	0.00	
Premium Unleaded	3	0	0.00%	0	9,098.00	0.00	
Regular Unleaded	19	0	0.00%	0	74,820.00	0.00	
Subtotal:	26	0	0.00%	0	89,934.00	0.00	
Jet Fuel							
JA	1	0	0.00%	0	7,400.00	0.00	
Subtotal:	1	0	0.00%	0	7,400.00	0.00	
Kerosene							
No. 1 K	5	0	0.00%	0	2,973.00	0.00	
Subtotal:	5	0	0.00%	0	2,973.00	0.00	
Total:	46	0	0.00%	0	140,818.00	0.00	

Williamson

Diesel							
No. 2D S15, Biodiesel <6%	44	3	6.82%	3	200,926.00	4,501.00	
Subtotal:	44	3	6.82%	3	200,926.00	4,501.00	
Ethanol Flex Fuel							
E51-83	7	3	42.86%	3	31,037.00	14,642.00	
Subtotal:	7	3	42.86%	3	31,037.00	14,642.00	
Gasoline							



**Tennessee Department Of
Agriculture**
County Violation Analysis

Collected from 7/1/2018 to 6/30/2019

	Mid Grade Unleaded	20	1	5.00%	1	70,662.00	2,858.00
	Premium Unleaded	19	0	0.00%	0	58,847.00	0.00
	Regular Unleaded	41	0	0.00%	0	295,431.00	0.00
	Subtotal:	80	1	1.25%	1	424,940.00	2,858.00
	Kerosene						
	No. 1 K	7	0	0.00%	0	4,794.00	0.00
	Subtotal:	7	0	0.00%	0	4,794.00	0.00
	Total:	138	7	5.07%	7	661,697.00	22,001.00
Wilson							
	Diesel						
	No. 2D S15, Biodiesel <6%	41	0	0.00%	0	198,917.00	0.00
	No. 2D S15, Biodiesel 20%	2	2	100.00%	2	4,095.00	4,095.00
	Subtotal:	43	2	4.65%	2	203,012.00	4,095.00
	Ethanol Flex Fuel						
	E51-83	5	0	0.00%	0	11,309.00	0.00
	Subtotal:	5	0	0.00%	0	11,309.00	0.00
	Gasoline						
	Mid Grade Unleaded	13	0	0.00%	0	54,462.00	0.00
	Premium Unleaded	15	0	0.00%	0	49,804.00	0.00
	Regular Unleaded	47	2	4.26%	2	228,826.60	7,059.00
	Subtotal:	75	2	2.67%	2	333,092.60	7,059.00



**Tennessee Department Of
Agriculture**

County Violation Analysis

Collected from 7/1/2018 to 6/30/2019

Jet Fuel							
JA	1	0	0.00%	0	9,850.00	0.00	
Subtotal:	1	0	0.00%	0	9,850.00	0.00	
Kerosene							
No. 1 K	2	0	0.00%	0	1,980.00	0.00	
Subtotal:	2	0	0.00%	0	1,980.00	0.00	
Total:	126	4	3.17%	4	559,243.60	11,154.00	
GRAND TOTAL:	7,598	338	4.45%	429	187,379,913.59	1,291,206.00	



KEROSENE AND MOTOR FUEL ENFORCEMENT SUMMARY

7/1/2018 – 6/30/2019

Civil Penalties:

Total Penalties Issued:	195
Amount Issued:	\$119,737
Total Collections:	\$111,037

Product Stop Sales:

Total Stop Sales:	200
Total Gallons Stop Sold:	483,808

Administrative Hearings

There were no administrative hearings held in FY '19. All cases were settled without a formal legal hearing.